



SOUTHERN CONFERENCE

BASEBALL



2014 SOCON BASEBALL CHAMPIONSHIP

CHARLESTON, SOUTH CAROLINA

MAY 20-25

JOSEPH P. RILEY JR. PARK

TOURNAMENT SCHEDULE

DAY 1, TUESDAY, MAY 20

GAME 1: NO. 10 SEED VS NO. 7 SEED

NOON

GAME 2: NO. 9 SEED VS NO. 8 SEED

3:30 P.M.

DAY 2, WEDNESDAY, MAY 21

GAME 3: WINNER OF GAME 1 VS NO. 2 SEED

10 A.M.

GAME 4: NO. 6 SEED VS NO. 3 SEED

1 P.M.

GAME 5: WINNER OF GAME 2 VS NO. 1 SEED

5 P.M.

GAME 6: NO. 5 SEED VS NO. 4 SEED

8 P.M.

DAY 3, THURSDAY, MAY 22

GAME 7: LOSER OF GAME 3 VS LOSER OF GAME 4

10 A.M.

GAME 8: LOSER OF GAME 5 VS LOSER OF GAME 6

1 P.M.

GAME 9: WINNER OF GAME 3 VS WINNER OF GAME 4

5 P.M.

GAME 10: WINNER OF GAME 5 VS WINNER OF GAME 6

8 P.M.

DAY 4, FRIDAY, MAY 23

GAME 11: LOSER OF GAME 7 VS LOSER OF GAME 9

3 P.M.

GAME 12: LOSER OF GAME 8 VS LOSER OF GAME 10

6:30 P.M.

DAY 5, SATURDAY, MAY 24

GAME 13: WINNER OF GAME 9 VS WINNER OF GAME 11

10 A.M.

GAME 14: WINNER OF GAME 10 VS WINNER OF GAME 12

1 P.M.

*GAME 15: WINNER OF GAME 13 VS LOSER OF GAME 13

5 P.M.

*GAME 16: WINNER OF GAME 14 VS LOSER OF GAME 14

8 P.M.

DAY 6, CHAMPIONSHIP FINAL, SUNDAY, MAY 25

GAME 17: WINNER OF GAME 13 OR 15 VS WINNER OF GAME 14 OR 16 2 P.M. LIVE ON ESPN3

*IF NECESSARY GAMES. IF THE WINNERS OF GAMES 13 AND 14 HAVE A LOSS, A SECOND MATCHUP WILL BE NECESSARY. THE "IF NECESSARY" GAME FOR GAME 13 IS GAME 15 AND GAME 16 FOR GAME 14. IF GAME 15 IS NOT NECESSARY, BUT GAME 16 IS, GAME 16 WILL START AT 5 P.M.



VISIT SOCONSPORTS.COM FOR UPDATED
TOURNAMENT INFORMATION.

2014 Southern Conference Baseball Media Guide

On the Inside

2014 composite schedule2-4

2014 Southern Conference Championship5

Southern Conference

History 6-10

Hall of Fame 11

Commissioner John Iamarino 12

Staff 13

Media Services 14

Teams

Appalachian State 16-17

The Citadel 18-19

Davidson 20-21

Elon 22-23

Furman 24-25

Georgia Southern 26-27

UNCG 28-29

Samford 30-31

Western Carolina 32-33

Wofford 34-35

2013 year-in-review

Year-in-review 36-37

Team stats 38-40

Individual stats 41-43

All-time records and honors

Yearly standings 44-47

SoCon Championship results 48-50

SoCon in the NCAA tournament 51-52

Players/Pitchers of the Week 53-55

Players/Pitchers of the Month 56

All-conference teams 57-61

SoCon all-tournament teams 62

Yearly awards 63

Regional and national awards 64-65

Individual records 66-73

Team records 73-76

SoCon Championship records 77-78

Individual annual leaders 79-83

Team annual leaders 83-86

The Southern Conference

702 N. Pine Street
Spartanburg, SC 29303

Phone: 864-591-5100

Fax: 864-591-3448

Website: SoConSports.com

Conference staff

John Iamarino Commissioner

Geoff Cabe Senior Associate Commissioner

Sue Arakas Associate Commissioner

Doug King Associate Commissioner for Compliance

Jason Yaman Assistant Commissioner for Media Relations

Jamie Severns Assistant Commissioner for Multimedia Services

Stephanie Cushing Director of Championships

Jordan Gotfredson Assistant Director of Multimedia Services

Phil Perry Assistant Director of Media Relations

Laura Hayes Executive Assistant to the Commissioner

Sean Jones Media Relations Assistant

Erin O'Shea Championships/Compliance Assistant

Tony Thompson Coordinator of Officials

Southern Conference Officers

President: Capt. Chip Taylor, The Citadel

Vice President: Dr. A.J. Grube, Western Carolina University



On the Cover:

Top row, left to right: Elon's Sebastian Gomez, Wofford's Josh Hyman, Davidson's Forrest Brandt, The Citadel's Hughston Armstrong and UNCG's Eric Kalbfleisch.

Bottom row, left to right: Appalachian State's Jamie Nunn, Western Carolina's Aaron Attaway, Georgia Southern's Ben Morgan, Furman's Chris Ohmstede and Samford's Caleb Bryson.

Credits

Editor: Phil Perry

Design: Phil Perry, Jamie Severns

Cover: Jamie Severns

Editorial assistance: Jason Yaman and the SoCon baseball SIDs.

Online services: www.issuu.com



COMPOSITE SCHEDULE

Feb. 14 (Friday)

Norfolk State at Furman	4 p.m.
Delaware at The Citadel	4 p.m.
Ohio at Western Carolina	4 p.m.
Cincinnati at Elon	4 p.m.
George Washington at UNCG	4 p.m.
Appalachian State at Arkansas	4 p.m.
Georgia Southern at Georgia	5 p.m.
Dayton at Wofford	5 p.m.
Buffalo at Davidson	6 p.m.
Valparaiso at Samford	7 p.m.

Feb. 15 (Saturday)

Appalachian State at Arkansas	1 p.m.
Georgia Southern at Georgia	1 p.m.
George Washington at UNCG	2 p.m.
Cincinnati at Elon	2 p.m.
Ohio at Western Carolina	2 p.m.
Louisville at The Citadel	2:30 p.m.
Valparaiso at Samford	3 p.m.
Buffalo at Davidson	3 p.m.
Xavier at Furman	4 p.m.
(Fluor Field; Greenville, S.C.)	
Morehead State at Wofford	4 p.m.

Feb. 16 (Sunday)

Ball State at Wofford	12 p.m.
West Virginia at The Citadel	1 p.m.
Buffalo at Davidson	1 p.m.
Ohio at Western Carolina	1 p.m.
George Washington at UNCG	1 p.m.
Georgia Southern at Georgia	1 p.m.
Cincinnati at Elon	1:30 p.m.
Appalachian State at Arkansas	2 p.m.
Valparaiso at Samford	2 p.m.
Toledo at Furman	3 p.m.
(Fluor Field; Greenville, S.C.)	

Feb. 18 (Tuesday)

Furman at East Tennessee State	3 p.m.
Appalachian State at Tennessee	3 p.m.
Duke at UNCG	4 p.m.
NC State at Elon	4 p.m.
The Citadel at USC Upstate	4 p.m.
Winthrop at Western Carolina	4 p.m.
Wake Forest at Davidson	6 p.m.

Feb. 19 (Wednesday)

UNC Asheville at UNCG	4 p.m.
Gardner-Webb at Wofford	4 p.m.
Georgia Tech at Georgia Southern	6 p.m.

Feb. 21 (Friday)

Oklahoma vs. The Citadel	12 p.m.
(Orlando, Fla.)	
Appalachian State at NC State	3 p.m.
VCU at Furman	4 p.m.
UNCG at Georgia Tech	4 p.m.
Wagner at Elon	4 p.m.
Fordham at Wofford	5 p.m.
Memphis at Samford	5 p.m.
Fairleigh Dickinson at Davidson	6 p.m.
Maryland Eastern Shore at Georgia Southern	6 p.m.
Western Carolina at Washington State	9 p.m.

Feb. 22 (Saturday)

Ohio State vs. The Citadel	12 p.m.
(Orlando, Fla.)	
Appalachian State at NC State	1 p.m.
Butler at Wofford	2 p.m.
UNCG at Georgia Tech	2 p.m.
Wagner at Elon	2 p.m.
Memphis at Samford	3 p.m.

VCU at Furman	4 p.m.
Maryland Eastern Shore at Georgia Southern (DH)	4 p.m.
Mount St. Mary's (Md.) at Davidson	4:30 p.m.
Western Carolina at Washington State	5 p.m.

Feb. 23 (Sunday)

VCU at Furman	1 p.m.
Mount St. Mary's (Md.) at Davidson	1 p.m.
UNCG at Georgia Tech	1 p.m.
Appalachian State at NC State	1 p.m.
Maryland Eastern Shore at Georgia Southern	1:30 p.m.
Wagner at Elon	1:30 p.m.
The Citadel at UCF	2 p.m.
Memphis at Samford	2 p.m.
Western Carolina at Washington State	3 p.m.
Presbyterian at Wofford	4 p.m.

Feb. 24 (Monday)

Western Carolina at Washington State	9 p.m.
--------------------------------------	--------

Feb. 25 (Tuesday)

Appalachian State at North Carolina	3 p.m.
UNCW at Elon	4 p.m.
Davidson at NC State	4 p.m.
Wake Forest at UNCG	4 p.m.
Furman at Georgia	4 p.m.
Rhode Island at The Citadel	5 p.m.
Wofford at Charleston Southern	6 p.m.

Feb. 26 (Wednesday)

Elon at North Carolina A&T	4 p.m.
UAB at Samford	4 p.m.
High Point at UNCG	4 p.m.
Georgia Southern at Mercer	4 p.m.
Charlotte at The Citadel	5 p.m.
Maine vs. Furman	1 p.m.
(DeLand, Fla.)	

Feb. 28 (Friday)

Youngstown State at Appalachian State	2 p.m.
(Cary, N.C.)	
Saint Joseph's at Elon	4 p.m.
La Salle at Western Carolina	4 p.m.
Georgetown at UNCG	4 p.m.
Longwood at Wofford	5 p.m.
Nebraska at The Citadel	5 p.m.
Ohio at Georgia Southern	6 p.m.
Miami (Ohio) at Davidson	6 p.m.
Butler at Samford	7 p.m.

March 1 (Saturday)

Michigan at Appalachian State	11:30 a.m.
(Cary, N.C.)	
High Point at Elon	12:30 p.m.
Nebraska at The Citadel	2 p.m.
Longwood at Wofford	2 p.m.
La Salle at Western Carolina	2 p.m.
Georgetown at UNCG	2 p.m.
Miami (Ohio) at Davidson	2 p.m.
Butler at Samford	3 p.m.
SIUE at Georgia Southern	5 p.m.
Furman at Stetson	7 p.m.

March 2 (Sunday)

Notre Dame vs. Appalachian State	11 a.m.
(Cary, N.C.)	
Iowa vs. Furman	12 p.m.
(DeLand, Fla.)	
Nebraska at The Citadel	12 p.m.
Butler at Samford	1 p.m.
Georgetown at UNCG	1 p.m.
Longwood at Wofford	1 p.m.
La Salle at Western Carolina	1 p.m.

SIUE at Georgia Southern	1:30 p.m.
Miami (Ohio) at Davidson	2 p.m.
Gardner-Webb at Elon	4 p.m.
Ohio at Georgia Southern	5 p.m.

March 4 (Tuesday)

Clemson at Western Carolina	4 p.m.
Ohio at UNCG	4 p.m.
Elon at High Point	4 p.m.
USC Upstate at Furman	5 p.m.
(Fluor Field; Greenville, S.C.)	
Coastal Carolina at The Citadel	6 p.m.
Samford at Troy	7 p.m.

March 5 (Wednesday)

Davidson at North Carolina	3 p.m.
East Carolina at UNCG	4 p.m.
Winthrop at Wofford	5 p.m.
Georgia Southern at College of Charleston	6 p.m.
Campbell vs. Appalachian State	6 p.m.
(BB&T Ballpark; Winston-Salem, N.C.)	
Toledo at The Citadel	6 p.m.
Jacksonville State at Samford	7 p.m.

March 7 (Friday)

UMBC vs. UNCG	10 a.m.
(Pelicans Ballpark; Myrtle Beach, S.C.)	
North Florida vs. Western Carolina	1 p.m.
(Athens, Ga.)	
Minnesota vs. Elon	1:30 p.m.
(Pelicans Ballpark; Myrtle Beach, S.C.)	
UNC Asheville at Appalachian State	4 p.m.
Marist at Wofford	5 p.m.
Furman at Gardner-Webb	6 p.m.
Massachusetts at Davidson	6 p.m.
College of Charleston at The Citadel	6 p.m.
Holy Cross at Georgia Southern	6 p.m.
ULM at Samford	7 p.m.

March 8 (Saturday)

UMBC at Elon	10 a.m.
(Pelicans Ballpark; Myrtle Beach, S.C.)	
Elon at Coastal Carolina	1:30 p.m.
(Pelicans Ballpark; Myrtle Beach, S.C.)	
UNC Asheville at Appalachian State	2 p.m.
Marist at Wofford	2 p.m.
Holy Cross at Georgia Southern	2:30 p.m.
The Citadel at College of Charleston	3 p.m.
ULM at Samford	3 p.m.
Gardner-Webb at Furman	4 p.m.
North Carolina A&T at Davidson	4:30 p.m.
Minnesota at UNCG	5 p.m.
(Pelicans Ballpark; Myrtle Beach, S.C.)	
Buffalo vs. Western Carolina	5 p.m.
(Athens, Ga.)	

March 9 (Sunday)

UMBC at Elon	10 a.m.
(Pelicans Ballpark; Myrtle Beach, S.C.)	
Massachusetts at Davidson	12 p.m.
College of Charleston at The Citadel	1 p.m.
Marist at Wofford	1 p.m.
UNC Asheville at Appalachian State	1 p.m.
Holy Cross at Georgia Southern	1:30 p.m.
ULM at Samford	2 p.m.
Furman at Gardner-Webb	2 p.m.
Western Carolina at Georgia	3 p.m.
North Carolina A&T at Davidson	3 p.m.
UNCG at Coastal Carolina	5 p.m.
(Pelicans Ballpark; Myrtle Beach, S.C.)	

COMPOSITE SCHEDULE



March 11 (Tuesday)

Liberty at Elon	5 p.m.
UNCG at East Carolina	5 p.m.
North Florida at Georgia Southern	6 p.m.
Savannah State at Wofford	6 p.m.
Western Carolina at Georgia Tech	6 p.m.
Notre Dame at Appalachian State	6 p.m.
Furman at South Carolina	7 p.m.
Samford at Alabama	7:05 p.m.

March 12 (Wednesday)

Furman at Duke	4 p.m.
UNCG at UNCW	4 p.m.
Western Carolina at Kennesaw State	5 p.m.
Wofford at Winthrop	6 p.m.
Appalachian State at Clemson	6:30 p.m.

March 14 (Friday)

Michigan vs. Appalachian State (Mt. Pleasant, S.C.)	12 p.m.
Samford at Louisville	3 p.m.
Rider at Western Carolina	4 p.m.
*The Citadel at Davidson	6 p.m.
*Georgia Southern at Elon	6 p.m.
Alcorn State at Wofford	6 p.m.

March 15 (Saturday)

Kent State at Appalachian State (Mt. Pleasant, S.C.)	11 a.m.
Hofstra at Furman (DH)	12 p.m.
Samford at Louisville	1 p.m.
*The Citadel at Davidson	2 p.m.
Princeton at UNCG	2 p.m.
Rider at Western Carolina	2 p.m.
Alcorn State at Wofford	3 p.m.
*Georgia Southern at Elon	4 p.m.

March 16 (Sunday)

Alcorn State at Wofford	12 p.m.
*The Citadel at Davidson	1 p.m.
Hofstra at Furman	1 p.m.
Samford at Louisville	1 p.m.
Rider at Western Carolina	1 p.m.
Princeton at UNCG	1 p.m.
*Georgia Southern at Elon	1:30 p.m.
Appalachian State at College of Charleston	3 p.m.

March 17 (Monday)

Princeton at UNCG	6 p.m.
-------------------	--------

March 18 (Tuesday)

USC Upstate at Wofford	6 p.m.
UNC Asheville at Furman	6 p.m.
Clemson at Georgia Southern	6 p.m.
Davidson at Wake Forest	6 p.m.
South Carolina at The Citadel	7 p.m.
Alabama State at Samford	7 p.m.

March 19 (Wednesday)

Elon at NC State	3 p.m.
Clemson at Georgia Southern	4 p.m.
East Tennessee State at Western Carolina	5 p.m.
The Citadel at Winthrop	6 p.m.
Presbyterian at Wofford	6 p.m.
(Fluor Field; Greenville, S.C.)	
Maryland Eastern Shore at UNCG	6 p.m.

March 21 (Friday)

*Samford at The Citadel	6 p.m.
*Western Carolina at Elon	6 p.m.
*Appalachian State at Georgia Southern	6 p.m.
*Wofford at Davidson	6 p.m.
*Furman at UNCG	6 p.m.

March 22 (Saturday)

*Wofford at Davidson	2 p.m.
*Furman at UNCG	2 p.m.
*Samford at The Citadel	2 p.m.
*Appalachian State at Georgia Southern	2:30 p.m.
*Western Carolina at Elon	4 p.m.

March 23 (Sunday)

*Furman at UNCG	1 p.m.
*Wofford at Davidson	1 p.m.
*Samford at The Citadel	1 p.m.
*Appalachian State at Georgia Southern	1:30 p.m.
*Western Carolina at Elon	1:30 p.m.

March 25 (Tuesday)

Duke at Davidson	6 p.m.
Georgia Southern at North Florida	6 p.m.
North Carolina A&T vs. UNCG (NewBridge Bank Park; Greensboro, N.C.)	6 p.m.
Presbyterian at Furman	6 p.m.
Appalachian State at High Point	6 p.m.
Elon at Wake Forest	6 p.m.
Samford at Jacksonville State	7 p.m.
Western Carolina at East Tennessee State	7 p.m.

March 26 (Wednesday)

East Tennessee State at Appalachian State	4 p.m.
Wake Forest at Elon	6 p.m.
Wofford at Gardner-Webb	6 p.m.
Charleston Southern at The Citadel	6 p.m.

March 28 (Friday)

*UNCG at Appalachian State	4 p.m.
*Wofford at Western Carolina	6 p.m.
*Georgia Southern at Davidson	6 p.m.
*The Citadel at Elon	6 p.m.
*Furman at Samford	7 p.m.

March 29 (Saturday)

*Wofford at Western Carolina	2 p.m.
*Georgia Southern at Davidson	2 p.m.
*UNCG at Appalachian State	3 p.m.
*Furman at Samford	3 p.m.
*The Citadel at Elon	4 p.m.

March 30 (Sunday)

*Wofford at Western Carolina	1 p.m.
*UNCG at Appalachian State	1 p.m.
*Georgia Southern at Davidson	1 p.m.
*The Citadel at Elon	1:30 p.m.
*Furman at Samford	2 p.m.

April 1 (Tuesday)

UNC Asheville at Western Carolina	5 p.m.
Winthrop at Davidson	6 p.m.
Jacksonville at Georgia Southern	6 p.m.
The Citadel at Coastal Carolina (Pelicans Ballpark; Myrtle Beach, S.C.)	6 p.m.
North Carolina A&T at Elon	6:30 p.m.
Furman at Clemson	6:30 p.m.
Appalachian State at South Carolina	7 p.m.
Samford at Auburn	7 p.m.

April 2 (Wednesday)

Wofford at UNC Asheville	3 p.m.
Samford at Alabama A&M	4:30 p.m.
Kennesaw State at Georgia Southern	6 p.m.
North Carolina A&T at UNCG	6 p.m.
Campbell at Elon	6:30 p.m.

April 4 (Friday)

*Appalachian State at Wofford	6 p.m.
*Davidson at Furman	6 p.m.
*Georgia Southern at The Citadel	6 p.m.
*Western Carolina at UNCG	6 p.m.
*Elon at Samford	7 p.m.

April 5 (Saturday)

*Western Carolina at UNCG	2 p.m.
*Georgia Southern at The Citadel	2 p.m.
*Elon at Samford	3 p.m.
*Appalachian State at Wofford	3 p.m.
*Davidson at Furman	4 p.m.

April 6 (Sunday)

*Davidson at Furman	1 p.m.
*Georgia Southern at The Citadel	1 p.m.
*Appalachian State at Wofford	1 p.m.
*Western Carolina at UNCG	1 p.m.
*Elon at Samford	2 p.m.

April 8 (Tuesday)

Presbyterian at Western Carolina	5 p.m.
High Point at Appalachian State	6 p.m.
UNCG at Wake Forest	6 p.m.
Wofford at Old Dominion	6 p.m.
Davidson at UNC Asheville	6 p.m.
Georgia Southern at Georgia Tech	6 p.m.
South Carolina at Furman (Fluor Field; Greenville, S.C.)	7 p.m.

April 9 (Wednesday)

Wofford at Old Dominion	4 p.m.
High Point at Elon	6 p.m.
Western Carolina at UNC Asheville	6 p.m.
Samford at Alabama State	7 p.m.
The Citadel at East Tennessee State	7:05 p.m.

April 11 (Friday)

*Furman at Western Carolina	5 p.m.
*UNCG at Georgia Southern	6 p.m.
*Elon at Wofford	6 p.m.
*The Citadel at Appalachian State	6:30 p.m.
*Samford at Davidson	7 p.m.

April 12 (Saturday)

*Furman at Western Carolina	2 p.m.
*Samford at Davidson	2 p.m.
*Elon at Wofford	3 p.m.
*The Citadel at Appalachian State	3 p.m.
*UNCG at Georgia Southern	4:30 p.m.

April 13 (Sunday)

*Elon at Wofford	1 p.m.
*Furman at Western Carolina	1 p.m.
*The Citadel at Appalachian State	1 p.m.
*Samford at Davidson	1 p.m.
*UNCG at Georgia Southern	1:30 p.m.

April 15 (Tuesday)

Furman at Presbyterian	3 p.m.
Davidson at Duke	6 p.m.
UNCG at High Point	6 p.m.
Appalachian State at Wake Forest	6 p.m.
Mercer at Georgia Southern	6 p.m.
Western Carolina at Winthrop	6 p.m.
Auburn at Samford	7 p.m.

April 16 (Wednesday)

College of Charleston at Georgia Southern	6 p.m.
Elon at North Carolina	6 p.m.



COMPOSITE SCHEDULE

April 17 (Thursday)

*Wofford at Furman	6 p.m.
*UNCG at Davidson	6 p.m.

April 18 (Friday)

*The Citadel at Western Carolina	5 p.m.
*UNCG at Davidson	6 p.m.
*Wofford at Furman	6 p.m.
*Samford at Georgia Southern	6 p.m.
*Appalachian State at Elon	6:30 p.m.

April 19 (Saturday)

*The Citadel at Western Carolina	2 p.m.
*Wofford at Furman	2 p.m.
*UNCG at Davidson	2 p.m.
*Samford at Georgia Southern	2:30 p.m.
*Appalachian State at Elon	6:30 p.m.

April 20 (Sunday)

*The Citadel at Western Carolina	1 p.m.
*Samford at Georgia Southern	1:30 p.m.
*Appalachian State at Elon	2 p.m.

April 22 (Tuesday)

Appalachian State at Virginia Tech	5:30 p.m.
Winthrop at The Citadel	6 p.m.
UNCG at Duke	6 p.m.
Georgia Southern at Bethune-Cookman	6 p.m.
Elon at UNCW	6 p.m.
Furman at UNC Asheville	6 p.m.
Davidson at South Carolina	7 p.m.
Troy at Samford	7 p.m.

April 23 (Wednesday)

Wofford at Presbyterian	3 p.m.
Gardner-Webb at Appalachian State	6 p.m.
Western Carolina at Clemson	6:30 p.m.

April 25 (Friday)

*Elon at UNCG	6 p.m.
*Furman at The Citadel	6 p.m.
*Georgia Southern at Wofford	6 p.m.
*Davidson at Appalachian State	6:30 p.m.
*Western Carolina at Samford	7 p.m.

April 26 (Saturday)

*Elon at UNCG	2 p.m.
*Furman at The Citadel	2 p.m.
*Georgia Southern at Wofford	3 p.m.
*Western Carolina at Samford	3 p.m.
*Davidson at Appalachian State	3 p.m.

April 27 (Sunday)

*Davidson at Appalachian State	1 p.m.
*Georgia Southern at Wofford	1 p.m.
*Elon at UNCG	1 p.m.
*Furman at The Citadel	1 p.m.
*Western Carolina at Samford	2 p.m.

April 29 (Tuesday)

Davidson at Winthrop	6 p.m.
Wake Forest at Appalachian State	6:30 p.m.
Coastal Carolina at Elon	6:30 p.m.
Alabama at Samford	7 p.m.

April 30 (Wednesday)

Georgia Southern at Kennesaw State	6 p.m.
Gardner-Webb at Furman	6 p.m.
Charleston Southern at Wofford	6 p.m.
Wake Forest vs. Western Carolina (Keeter Stadium; Shelby, N.C.)	6 p.m.

May 2 (Friday)

*Wofford at The Citadel	4 p.m.
*Appalachian State at Western Carolina	5 p.m.
*Samford at UNCG	6 p.m.
*Davidson at Elon	6:30 p.m.
*Georgia Southern at Furman	7 p.m.

May 3 (Saturday)

*Wofford at The Citadel	2 p.m.
*Appalachian State at Western Carolina	2 p.m.
*Samford at UNCG	2 p.m.
*Davidson at Elon	3 p.m.
*Georgia Southern at Furman	4 p.m.

May 4 (Sunday)

*Georgia Southern at Furman	1 p.m.
*Wofford at The Citadel	1 p.m.
*Davidson at Elon	1 p.m.
*Appalachian State at Western Carolina	1 p.m.
*Samford at UNCG	1 p.m.

May 6 (Tuesday)

The Citadel at Charleston Southern	6 p.m.
Alabama A&M at Samford	7 p.m.

May 7 (Wednesday)

East Tennessee State at Furman	4 p.m.
UNC Asheville at Davidson	6 p.m.
North Carolina at Elon	6:30 p.m.
Wofford at South Carolina	7 p.m.
Samford at UAB	7:30 p.m.

May 8 (Thursday)

North Carolina Central at Davidson	11 a.m.
UNCW at The Citadel	7 p.m.

May 9 (Friday)

UNCW at The Citadel	5 p.m.
*UNCG at Wofford	6 p.m.
*Elon at Furman	6 p.m.
*Western Carolina at Georgia Southern	6 p.m.
*Appalachian State at Samford	7 p.m.

May 10 (Saturday)

*Elon at Furman	12 p.m.
*Western Carolina at Georgia Southern	2:30 p.m.
*UNCG at Wofford	3 p.m.
*Appalachian State at Samford	3 p.m.

May 11 (Sunday)

*Elon at Furman	1 p.m.
*UNCG at Wofford	1 p.m.
*Western Carolina at Georgia Southern	1:30 p.m.
The Citadel at UNCW	2 p.m.
*Appalachian State at Samford	2 p.m.

May 13 (Tuesday)

Kennesaw State at Western Carolina	5 p.m.
Georgia Southern at Jacksonville	6:30 p.m.
Clemson at Furman (Fluor Field; Greenville, S.C.)	7 p.m.
The Citadel at South Carolina	7 p.m.
Appalachian State at East Tennessee State	7 p.m.
Elon at Liberty	7 p.m.

May 15 (Thursday)

*UNCG at The Citadel	4 p.m.
*Davidson at Western Carolina	5 p.m.
*Furman at Appalachian State	6:30 p.m.

May 16 (Friday)

*Davidson at Western Carolina (DH)	2 p.m.
*UNCG at The Citadel	4 p.m.
*Samford at Wofford	6 p.m.
*Furman at Appalachian State	6:30 p.m.

May 17 (Saturday)

*Furman at Appalachian State	1 p.m.
*UNCG at The Citadel	2 p.m.
*Samford at Wofford (DH)	2 p.m.

May 20 (Tuesday)

SoCon Championship

(Joseph P. Riley, Jr. Park; Charleston, S.C.)

Game 1: #7 seed vs. #10 seed	12 p.m.
Game 2: #8 seed vs. #9 seed	3:30 p.m.

May 21 (Wednesday)

SoCon Championship

(Joseph P. Riley, Jr. Park; Charleston, S.C.)

Game 3: Winner Game 1 vs. #2 seed	10 a.m.
Game 4: #3 seed vs. #6 seed	1 p.m.
Game 5: Winner of Game 2 vs. #1 seed	5 p.m.
Game 6: #4 seed vs. #5 seed	8 p.m.

May 22 (Thursday)

SoCon Championship

(Joseph P. Riley, Jr. Park; Charleston, S.C.)

Game 7: Loser Game 3 vs. Loser Game 4	10 a.m.
Game 8: Loser Game 5 vs. Loser Game 6	1 p.m.
Game 9: Winner Game 3 vs. Winner Game 4	5 p.m.
Game 10: Winner Game 5 vs. Winner Game 6	8 p.m.

May 23 (Friday)

SoCon Championship

(Joseph P. Riley, Jr. Park; Charleston, S.C.)

Game 11: Loser Game 7 vs. Loser Game 9	3 p.m.
Game 12: Loser Game 8 vs. Loser Game 10	6:30 p.m.

May 24 (Saturday)

SoCon Championship

(Joseph P. Riley, Jr. Park; Charleston, S.C.)

Game 13: Winner Game 9 vs. Winner Game 11	10 a.m.
Game 14: Winner Game 10 vs. Winner Game 12	1 p.m.
Game 15: Winner Game 13 vs. Loser Game 13^	5 p.m.
Game 16: Winner Game 14 vs. Loser Game 14^	8 p.m.

^ if necessary

May 25 (Sunday)

SoCon Championship

(Joseph P. Riley, Jr. Park; Charleston, S.C.)

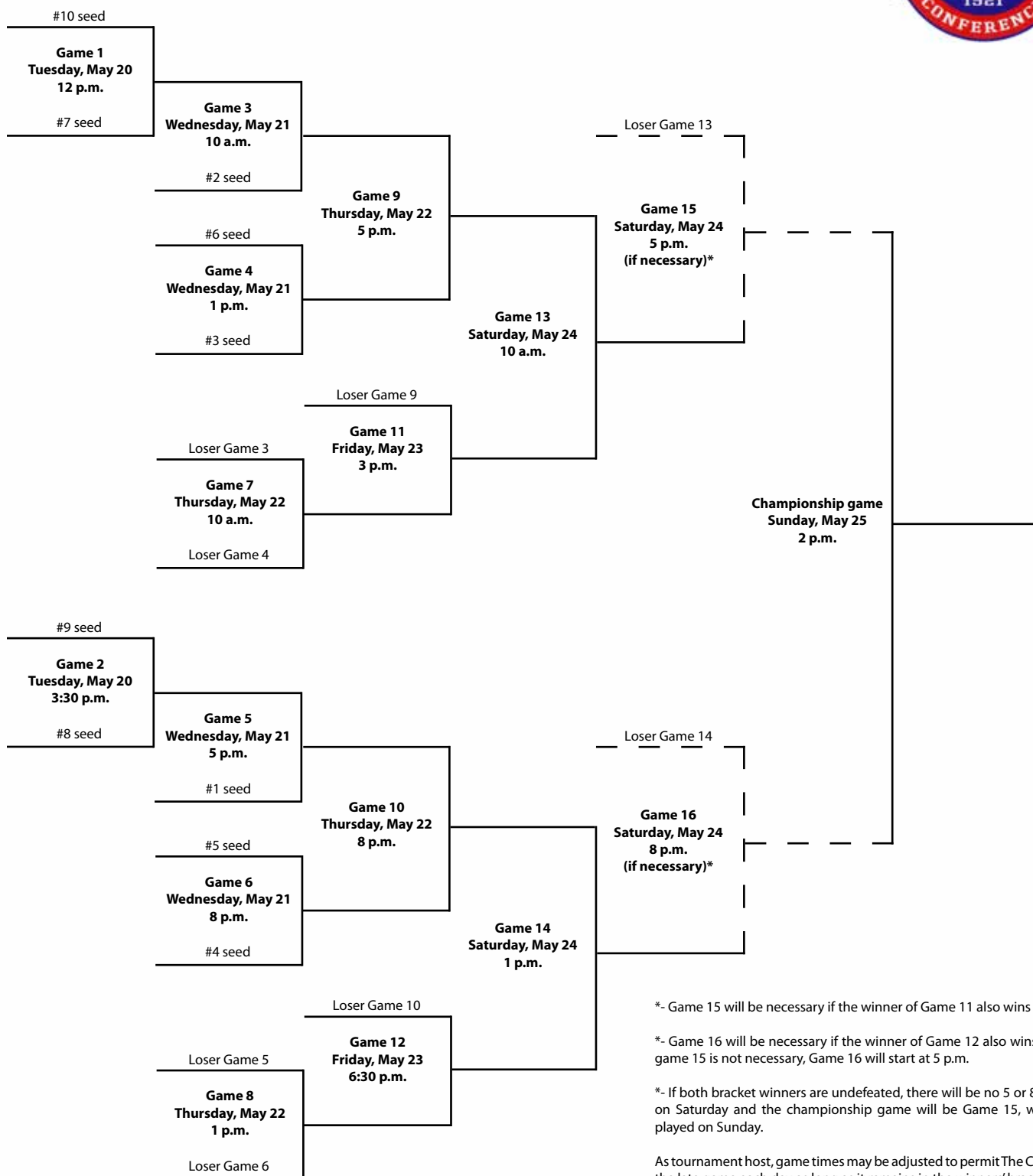
Championship game (ESPN3)	2 p.m.
---------------------------	--------

2014 SOCON CHAMPIONSHIP



2014 Southern Conference Baseball Championship

May 20-25, 2014 • Joseph P. Riley, Jr. Park • Charleston, S.C.



*- Game 15 will be necessary if the winner of Game 11 also wins Game 13.

*- Game 16 will be necessary if the winner of Game 12 also wins Game 14. If game 15 is not necessary, Game 16 will start at 5 p.m.

*- If both bracket winners are undefeated, there will be no 5 or 8 p.m. games on Saturday and the championship game will be Game 15, which will be played on Sunday.

As tournament host, game times may be adjusted to permit The Citadel to play the late game each day as long as it remains in the winners' bracket.

Game times subject to change.

Tournament winner earns the Southern Conference's automatic bid to the NCAA Regionals.

The Southern Conference

The Southern Conference, which is in its 93rd season of intercollegiate competition in 2013-14, is a national leader in emphasizing the development of the student-athlete and in helping to build lifelong leaders and role models.

The Southern Conference has been on the forefront of innovation and originality in developing creative solutions to address issues facing intercollegiate athletics. From establishing the first postseason college basketball tournament (1921), to tackling the issue of freshman eligibility (1922), to developing women's championships (1984), to becoming the first conference to install the 3-point goal in basketball (1980), the Southern Conference has been a pioneer.

The Southern Conference is the nation's fifth-oldest NCAA Division I collegiate athletic association. Only the Big Ten (1896), the Missouri Valley (1907), the Pac-12 (1915) and the Southwestern Athletic (1920) conferences are older in terms of origination.


Academic excellence has been a major part of the Southern Conference's tradition. Hundreds of Southern Conference student-athletes have been recognized on Capital One Academic All-America and all-district teams. A total of 20 Rhodes Scholarship winners have been selected from conference institutions, including Wofford volleyball player Rachel Woodlee, who earned the honor last year.

The Conference currently consists of 11 members in five states throughout the Southeast and sponsors 19 varsity sports and championships that produce participants for NCAA Division I Championships.

The Southern Conference offices are located in the historic Beaumont Mill in Spartanburg, S.C. A textile mill that was in operation from 1880 until 1999, Beaumont Mill was renovated in 2004 and today offers the league first-class meeting areas and offices as well as a spacious library for storage of the conference's historical documents.

Membership history

On Feb. 25, 1921, representatives from 14 of the Southern Intercollegiate Athletic Association's (SIAA) 30 members met at Atlanta's Piedmont Hotel to establish the Southern Intercollegiate Conference. On hand at the inaugural meeting were officials from Alabama, Alabama Polytechnic Institute (Auburn), Clemson, Georgia, Georgia School of Technology (Georgia Tech), Kentucky, Maryland, Mississippi A&M (Mississippi State), North Carolina, North Carolina State, Tennessee,



The Atlanta Memorial Auditorium was the site for the first Southern Conference Basketball Championship in 1921. The SoCon basketball tournament is the longest-running of its kind in college basketball history.

Virginia, Virginia Polytechnic Institute (Virginia Tech) and Washington & Lee.

Dr. S.V. Sanford of Georgia was chosen as acting chairman and N.W. Dougherty of Tennessee was named secretary. The decision to form a new athletic conference was motivated by the desire to have a workable number of conference games for each league member. With 30 schools in the SIAA by the early 1920s, it was impossible to play every school at least once during the regular season and many schools went several years between playing some conference members. In addition, in 1920, the SIAA voted down proposed rules that an athlete must be in a college a year before playing on its teams and refused to abolish a rule permitting athletes to play summer baseball for money.

Play began in the fall of 1921, and a year later, six more schools joined the fledgling league, including Tulane (which had attended the inaugural meeting but had elected not to join), Florida, Louisiana (LSU), Mississippi, South Carolina and Vanderbilt. VMI joined in 1925 and Duke was added in 1929.

By the 1930s, membership in the Southern Conference had reached 23 schools. C.P. "Sally" Miles of Virginia Tech, president of the Southern Conference, called the annual league meeting to order on Dec. 9, 1932, at the Farragut Hotel in Knoxville, Tenn. Georgia's Dr. Sanford announced that 13 institutions west and south of the Appalachian Mountains were reorganizing as the Southeastern Conference. Members of the new league included Alabama, Alabama Polytechnic Institute, Florida, Georgia, Georgia School of Technology, Kentucky, Louisiana, Mississippi, Mississippi A&M, University of the South, Tennessee, Tulane and Vanderbilt.

According to the minutes of the meeting, Dr. Sanford stated that the division was made along geographical lines. Florida's Dr. J.J. Tigert, acting as spokesman for the withdrawing group, regretted the move but believed it was necessary as the Southern Conference had grown too large. The resignations were accepted and the withdrawing schools formed the new league, which began play in 1933.

The Southern Conference continued with membership of 10 institutions, including Clemson, Duke, Maryland, North Carolina, North Carolina State, South Carolina, Virginia, VMI, Virginia Tech and Washington & Lee.

The second major shift occurred some 20 years later. By 1952, the Southern Conference included 17 colleges and universities. Another split occurred when seven schools – Clemson, Duke, Maryland, North Carolina, North Carolina State, South Carolina and Wake Forest – departed to form the Atlantic Coast Conference, which began play in 1953. The revamped Southern Conference included members The Citadel, Davidson, Furman, George Washington, Richmond, VMI, Virginia Tech, Washington & Lee, West Virginia and William & Mary.

A third major shift occurred in 2012-13, when five members announced their departures and three schools were added. College of Charleston announced its decision to leave for the Colonial Athletic Association following the 2012-13 season, while Appalachian State (Sun Belt), Davidson (Atlantic 10), Elon (Colonial) and Georgia Southern (Sun Belt) announced they would depart following the 2013-14 campaign. At the Southern Conference's 2013 spring meetings in Hilton Head Island, S.C., the league officially extended invitations to former members East Tennessee State and VMI, as well

as Mercer, to join the league for the 2014-15 academic year.

Today, the league continues to thrive with a membership that includes 11 institutions and a footprint that spans five states: Alabama, Georgia, North Carolina, South Carolina, and Tennessee. Current league members are Appalachian State, The Citadel, Davidson, Elon, Furman, Georgia Southern, UNCG, Samford, Chattanooga, Western Carolina and Wofford.

Leadership

John Iamarino was officially named commissioner of the conference on Jan. 2, 2006. Iamarino has promoted the Southern Conference through an ambitious agenda that has improved championships, upgraded compliance-related matters, launched the conference's Hall of Fame and increased the marketing and brand awareness of the conference and its member institutions. He has also guided the league through its recent membership changes, ensuring the Southern Conference's future viability and stability with the additions of East Tennessee State, Mercer and VMI.

The Southern Conference named its first commissioner in December 1950. Duke head football coach Wallace Wade made the transition from Blue Devil football coach to athletics administration as the first person at the helm of the conference.

Lloyd Jordan replaced Wade as the commissioner in 1960 and served a 14-year term until Ken Germann became the league head in 1974. Germann was the commissioner for 13 years and orchestrated the league's expansion to include women's athletics. In 1987, he was succeeded by Dave Hart, who spearheaded the transfer of the league office from Charlotte, N.C., to Asheville, N.C.

Wright Waters succeeded Hart upon his retirement in 1991. Under Waters' leadership, the Southern Conference expanded to 12 members, added three women's sports and posted record revenue from the basketball tournament. Waters was followed by Alfred B. White in 1998. White, a veteran member of the NCAA office, introduced the current conference logo and elevated the conference's commitment to marketing and development of corporate partners.

Danny Morrison headed the conference from 2001-2005 and orchestrated the league's move from Asheville, N.C., to Spartanburg, S.C. Under Morrison's leadership, the conference increased its marketing and promotional efforts.



The 2008 addition of Samford University in Birmingham, Ala., extended the Southern Conference's reach to five states across the Southeast.

Championship history

The first Southern Conference Championship held after the formation of the league was the basketball tournament in Atlanta in 1922. The North Carolina Tar Heels won the tournament to become the first recognized league champion in any sport. The Southern Conference Tournament remains the oldest of its kind in college basketball.

Commissioner Germann spearheaded the Southern Conference's expansion to include women's athletics during the 1983-84 season. That year, league championships were held in volleyball, basketball and tennis. Cross country joined the mix in 1985 and the league began holding indoor and outdoor track championships in 1988. Most recently, the conference instituted golf and softball championships in the spring of 1994 and added soccer in the fall of 1994.

The Germann Cup, named in honor of the former commissioner, annually recognizes the top women's athletics programs in the conference. From its humble beginnings, women's athletics have become an integral part of the Southern Conference and its success.

The Southern Conference declares champions in 10 men's sports – football, soccer, cross country, basketball, indoor track and field, outdoor track and field, wrestling, baseball, tennis and golf – and nine women's sports – soccer, volleyball, cross country, basketball, indoor track and field, outdoor track and field, tennis, golf and softball.

Football

The Southern Conference has also excelled as the premier Football Championship Subdivision (FCS) conference. Southern Conference member Appalachian State won the three consecutive FCS titles from 2005-07, becoming the first team to do so. The league boasts more than 250 players who have garnered All-America recognition and numerous national player or coach of the year awards. The conference has had at least one team in the top 10 of the final FCS poll for 26 consecutive years with at least two teams finishing in the top 20 in every season since 1982. Three – Appalachian State, Georgia Southern and Wofford – finished in the top 10 in 2012.

The conference has placed multiple representatives in the FCS Playoffs in 25 of 29 seasons, with 16 championship game appearances and eight national titles. The Southern Conference has had at least one team reach the semifinals in 12 of the last 14 years and in 18 of the last 21 seasons.

In 2007, Appalachian State became the first FCS team to defeat a nationally ranked Football Bowl Subdivision (FBS) team, when the Mountaineers defeated No. 5 Michigan, 34-32, on Sept. 1 before a sellout crowd at Michigan Stadium.

Prior to the conference's reclassification in 1981, Southern Conference football teams appeared in a total of 36 bowl games, posting a record of 16-18-2. From 1925-30, league schools won five football national championships in a six-year span. There are nearly 60 former



Southern Conference players and coaches in the College Football Hall of Fame. One of the most recognizable of these names is former North Carolina running back Charlie "Choo Choo" Justice, who helped guide North Carolina to three bowl appearances. He was a first-team All-America selection and Heisman Trophy runner-up in 1948 and 1949. In 1949, Justice earned first-team all-conference honors for the fourth consecutive season, becoming the first player in league history to achieve that feat. He was a member of the league's inaugural Hall of Fame Class in 2009.

Another of the league's football products that made it to the College Football Hall of Fame is Sam Huff of West Virginia. Huff was a three-year starter on both the offensive and defensive lines for the Mountaineers. In 1955, Huff earned first-team All-America honors on the field and was a first-team Academic All-American for his work in the classroom. He played 12 seasons in the National Football League for the New York Giants and the Washington Redskins. A member of the conference's first Hall of Fame class, he was a five-time All-Pro linebacker and is also a member of the Pro Football Hall of Fame.

In recent years, the Southern Conference has continued to produce outstanding student-athletes. In 1999, Georgia Southern's Adrian Peterson captured the Walter Payton Award, presented annually to the Football Championship Subdivision's most outstanding offensive player. Furman's Louis Ivory was awarded the honor in 2000, Georgia Southern's Jayson Foster was presented with the 2007 trophy and most recently, Appalachian State's record-setting quarterback Armanti Edwards became the first two-time winner in Payton Award history after claiming the honors in 2008 and 2009.

Appalachian State's Dexter Coakley was a three-time all-conference selection and consensus All-American in 1994, '95 and '96 before going on to stardom with the Dallas Cowboys. Coakley won a pair of Buck Buchanan Awards, given to Football Championship Subdivision's top defensive player each year. Terrell Owens went from catching passes at Chattanooga to a stellar NFL career. Western Carolina's David Patten and Appalachian State's Matt Stevens were both members of the New England Patriots' Super Bowl champion team in 2002 and Patten also earned Super Bowl rings with the Patriots in 2004 and '05. Appalachian State's Daniel Kilgore appeared in Super Bowl XLVII for the San Francisco 49ers in 2013.

Basketball

Men's basketball was the first sport in which the conference held a championship. The league tournament is the nation's oldest, with the

Southern Conference members	
Alabama (1921-1932)	Mississippi State (1921-1932)
Appalachian State (1971-present)	North Carolina (1921-1953)
Auburn (1921-1932)	UNCG (1997-present)
College of Charleston (1998-2013)	NC State (1921-1953)
Chattanooga (1976-present)	Richmond (1936-1976)
The Citadel (1936-present)	Samford (2008-present)
Clemson (1921-1953)	South Carolina (1922-1953)
Davidson (1936-1988, 1991-present)	Tennessee (1921-1932)
Duke (1928-1953)	Tulane (1922-1932)
East Carolina (1964-1976)	University of the South (1922-1932)
East Tennessee State (1978-2005)	Vanderbilt (1922-1932)
Elon (2003-present)	Virginia (1921-1937)
Florida (1922-1932)	VMI (1924-2003)
Furman (1936-present)	Virginia Tech (1921-1965)
George Washington (1936-1970)	Wake Forest (1936-1953)
Georgia (1921-1932)	Washington & Lee (1921-1958)
Georgia Southern (1991-present)	West Virginia (1950-1968)
Georgia Tech (1921-1932)	Western Carolina (1976-present)
Kentucky (1921-1932)	William & Mary (1936-1977)
Louisiana State (1922-1932)	Wofford (1997-present)
Marshall (1976-1997)	
Maryland (1921-1953)	
Mississippi (1922-1932)	

Bold indicates current SoCon member.

inaugural championship after the formation of the league held at Atlanta's City Auditorium in 1922 and won by North Carolina.

Not only was the Southern Conference Tournament the first of its kind, but the league also helped change the face of college basketball. In 1980, the league began a season-long experiment with a 22-foot 3-point field goal with the approval of the NCAA Rules Committee. Ronnie Carr of Western Carolina made the first 3-point field goal in college basketball history in a game against Middle Tennessee State on Nov. 29, 1980.

Another college basketball tradition that originated in the Southern Conference is the traditional cutting of the nets by the winning team in important tournaments. According to USA Today, the practice of net cutting originated in 1947 with NC State head coach Everett Case. As a first-year head coach, Case led the Wolfpack to the Southern Conference Tournament title. Case celebrated by claiming the nets as a souvenir to commemorate the event.

Basketball coaching legend Red Auerbach gave credit to former George Washington coach Bill Reinhart, who coached in the conference for nearly 30 years, as one of the originators of the modern fast-break.

West Virginia's 10 tournament championships rank as the second-most in league history

behind Davidson's 12. The Mountaineers were led by the incomparable Jerry West from 1958 through 1960. West, a two-time All-America selection, spurred West Virginia to the Final Four in 1959. The Mountaineers lost in the championship game that season to California, 71-70, but West earned Final Four Most Valuable Player honors. West was a three-time Southern Conference tournament MVP, a two-time league regular-season MVP, and was twice named the conference's Athlete of the Year. He went on to a spectacular career with the Los Angeles Lakers of the National Basketball Association and was inducted into the Naismith Memorial Basketball Hall of Fame in 1979. He was a 14-time NBA All-Star while with the Lakers. It is West's silhouette that comprises the NBA's globally recognized logo.

Frank Selvy set the NCAA record for points in a game while at Furman. On Feb. 13, 1954, the senior scored 100 points in a game against Newberry, a record that still stands. Selvy was the Southern Conference Most Valuable Player in 1953 and 1954 and the league's Athlete of the Year in 1954. He went on to a 10-year career in the NBA. Selvy and his former Lakers teammate West were both enshrined in the league's Hall of Fame in 2009.

Rod Hundley was another West Virginia star during the 1950s. "Hot Rod" made a name for himself as one of the most spectacular players to tour the league during his era. Hundley averaged 24.5 points per game in his three

seasons as a Mountaineer and was an all-conference and all-tournament performer in each of those three years. He was the Southern Conference Most Valuable Player and Athlete of the Year as a senior in 1957. He was the first player selected in the 1957 NBA draft and enjoyed a six-year career in that league.

East Tennessee State's Keith "Mister" Jennings made his mark on the college basketball world in the early 1990s. Despite standing less than 6 feet tall, Jennings was a two-time all-conference choice and the league's Player of the Year and Athlete of the Year in 1991. Jennings played with the Golden State Warriors of the NBA.

Besides West Virginia's team in 1959, the Southern Conference has been represented in the Final Four on two other occasions. North Carolina advanced to the NCAA championship game in 1943 before falling 43-40 to Oklahoma State. NC State finished third in the tournament in 1950.

Davidson continued the record of success by advancing to the NCAA tournament's Elite Eight in 2008 as coach Bob McKillop's Wildcats came within a basket of making the Final Four behind the play of sophomore guard Stephen Curry. Curry, a two-time SoCon Male Athlete of the Year winner, led the nation in scoring as a junior at 28.6 points per game, and has gone on to star for the NBA's Golden State Warriors, leading the team to the postseason in 2013 for just the second time since 1994.

Women's basketball competition began in the Southern Conference in 1983-84 with seven teams. In the sport's history, eight schools have won the league's tournament at least once with Chattanooga winning 13 and Appalachian State owning six titles. UNCG won the 1998 tournament as head coach Lynne Agee became the first coach to take a team to the NCAA tournament in all three divisions – I, II and III. In 2001, Chattanooga head coach Wes Moore became the first coach in NCAA history to take three different teams to the NCAA tournament in all three divisions. After Moore's departure to helm NC State following the 2012-13 season, Chattanooga hired coach Jim Foster, who was inducted into the Women's Basketball Hall of Fame in June.

Since 1984, seven different teams have claimed at least a share of the regular-season crown. Chattanooga has the most overall titles with 16, six of them shared. Chattanooga also owns the most outright championships with 10. In 2012-13, Davidson's Sophia Aleksandravicius became just the sixth player in league history to win the conference Player of the Year award twice, joining East Tennessee State's DeShawne Blocker (1993 and 1995), Furman's Jackie Smith

(1998 and 1999) and Chattanooga's Damita Bullock (2000 and 2001), Alex Anderson (2007 and 2008) and Shanara Hollinquest (2009 and 2010).

Other sports

In baseball, Wake Forest advanced to the championship game of the NCAA College World Series in 1949. The Citadel made history in 1990 by becoming the first military school to make an appearance at the College World Series. The Bulldogs were joined that season at the College World Series by current conference member Georgia Southern.

One of the Southern Conference's more famous baseball alums is Duke's Dick Groat. The Blue Devil shortstop, who was also a basketball standout, was the conference's Athlete of the Year in 1951 and 1952. He went on to a 14-year career in the major leagues. In 1960, he was named the National League MVP after he led the league in batting with a .325 average for the World Series champion Pittsburgh Pirates.

Among Southern Conference alums to grace Major League Baseball fields have been Atlee Hammaker (East Tennessee State), Jeff Montgomery (Marshall) and Mike Ramsey (Appalachian State). Other SoCon players to go on to careers in the major leagues include third baseman Dallas McPherson (The Citadel), who played for the Anaheim/Los Angeles Angels, the Florida Marlins and the Chicago White Sox; pitchers Britt Reames (The Citadel) and Ryan Glynn (VMI), who both pitched with the Oakland A's in 2005; Furman's Tom Mastny, a pitcher with the Cleveland Indians (2007); and College of Charleston's Graham Godfrey, who pitched for Oakland in 2011 and 2012. Currently in the majors are College of Charleston's Brett Gardner, who earned a World Series ring with the New York Yankees in 2009, and Michael Kohn, a relief pitcher with the Angels; Georgia Southern's Everett Teaford, a pitcher with Kansas City; and a pair of right-handed pitchers from Western Carolina, Jared Burton (Minnesota) and Greg Holland (Kansas City). Holland was an American League All-Star in 2013 and pitched a third of an inning of scoreless relief in the Midsummer Classic. The Citadel's Chris McGuiness made his MLB debut with the Texas Rangers in 2013 and was traded to the Pittsburgh Pirates in December.

Arnold Palmer, one of the world's most famous golfers, competed under the Southern Conference banner as a collegian at Wake Forest. He took medalist honors at the Southern Conference Tournament in 1948 and 1949 and was the tournament's runner-up in 1950. Palmer was the medalist at the NCAA Golf Championships in 1949 and 1950. He went on to become one of the most accomplished

golfers to play on the professional tour. Palmer won 62 tournaments while competing on the PGA Tour and added 10 more victories as a member of the Senior PGA Tour. A member of the league's Hall of Fame, he won eight major championships – four Masters, two British Opens, one U.S. Open and one U.S. Amateur.

Furman golfer Dottie Pepper was named the Southern Conference Women's Athlete of the Decade in the 1980s and was honored as part of the league's 25th anniversary of women's championships celebration in 2007-08. Furman's Brandi Jackson won the NCAA Women's Golf East Regional in the spring of 2003, while, on the men's side, Chattanooga's Stephen Jaeger was the 2012 champion at the NCAA Bowling Green Regional. Chattanooga's Steven Fox won the U.S. Amateur in 2012, going on to play in the 2013 Masters, U.S. Open and Arnold Palmer Invitational, among other PGA Tour events.

In track and field, Appalachian State's Mary Jayne Harrelson won the NCAA outdoor title at 1,500 meters in 1999 and 2001, while UNCG's Paul Chelimo has posted runner-up finishes in the outdoor 5,000 meters in each of the last two seasons. The Spartans' Paul Katam was also a national runner-up in 2013, finishing second in the outdoor 10,000 meters.



Appalachian State's Mary Jayne Harrelson was an NCAA Champion in the 1,500 meters in 1999 and 2001. She was inducted into the SoCon Hall of Fame in 2010.

Coaches and Administrators

The Southern Conference has also been a breeding ground for some of college athletics' most recognized coaches and administrators.

Legendary basketball coaches Adolph Rupp of Kentucky and Everett Case of NC State both worked the sidelines in the Southern Conference. Rupp guided the Wildcats to a 30-5 mark during the 1931 and 1932 seasons. Yet, for all his coaching accomplishments, Rupp never led Kentucky to a Southern Conference Tournament championship. Case mentored the Wolfpack to six consecutive Southern Conference Tournament championships from 1947 through 1952.

Lefty Driesell coached Davidson to three Southern Conference Tournament championships in 1966, 1968 and 1969. Driesell also won the league's Coach of the Year award four straight times from 1963 through 1966. Former Georgia Tech coach Bobby Cremins earned league Coach of the Year honors three times in the late '70s and early '80s while at Appalachian State and again in 2010-11 as the head coach at the College of Charleston.

Terry Holland saw his basketball coaching career take off at Davidson when he returned to his alma mater in 1970. Holland was honored as the Southern Conference Coach of the Year for



The SoCon's eight FCS national titles and 16 finals appearances, including the 1999 and 2000 championships Georgia Southern won under the leadership of former coach Paul Johnson, are the most in Division I history.

three consecutive seasons from 1970-72 and led the Wildcats to the conference tournament title and an appearance in the NCAA tournament in 1970. J. Dallas Shirley, a member of the Basketball Hall of Fame, spent 21 years as the

assistant to the commissioner and supervisor of officials in the Southern Conference. He also served as president of the International Association of Basketball Officials and the United States Olympic Basketball Committee.

The legendary Paul "Bear" Bryant got his coaching start in the Southern Conference as he guided the Maryland Terrapins in 1945. Another famous Southern Conference football coach is the late Frank Howard of Clemson, who guided the Tigers as a league member from 1940-52. The incomparable Howard won 69 Southern Conference games.

The Southern Conference has been represented on the sidelines at five Super Bowls in recent years. Bobby Ross, who piloted the San Diego Chargers to the 1996 Super Bowl, was the head coach at The Citadel from 1973-77. Former Buffalo Bills head coach Marv Levy, who coached the Bills in four Super Bowls, directed William & Mary from 1964-68 and was succeeded there by Lou Holtz. William & Mary competed in the Southern Conference from 1936-77.

SIGNIFICANT DATES IN LEAGUE HISTORY


- Feb. 25-26, 1921: Representatives of Alabama, Auburn, Clemson, Georgia, Georgia Tech, Kentucky, Maryland, Mississippi State, North Carolina, NC State, Tennessee, Virginia, Virginia Tech and Washington & Lee meet in Atlanta, Ga., to form the Southern Intercollegiate Conference.
- Dec. 7-8, 1922: At the league's annual meeting in Washington, D.C., the name of the organization is officially changed to the Southern Conference. S.V. Sanford of Georgia is selected as the conference's first president.
- Dec. 8-10, 1932: At the annual meeting in Knoxville, Tenn., Alabama, Auburn, Florida, Georgia, Georgia Tech, Kentucky, Louisiana State, Mississippi, Mississippi State, University of the South, Tennessee, Tulane and Vanderbilt withdraw to form the Southeastern Conference.
- Dec. 8, 1950: Wallace Wade, who just completed a 16-year term as Duke's head football coach, is named the first commissioner of the Southern Conference. The commissioner's office is opened in Durham, N.C., on Jan. 1, 1951.
- May 8, 1953: Seven members – Clemson, Duke, Maryland, North Carolina, NC State, South Carolina and Wake Forest – withdraw to form the Atlantic Coast Conference.
- Nov. 29, 1980: At the request of the NCAA Basketball Rules Committee, the Southern Conference begins a season-long experiment with a 22-foot, 3-point field goal, thus becoming the first conference to employ that rule. Ronnie Carr of Western Carolina makes the first 3-point field goal in college basketball history in a game against Middle Tennessee State.
- Dec. 3-4, 1981: The NCAA, at its fourth special convention in St. Louis, Mo., restructures I-A football. As a result, the Southern Conference's eight Division I-A football playing members are reclassified to Division I-AA.
- June 6, 1983: At a special meeting of the Southern Conference in Myrtle Beach, S.C., the league formalizes women's varsity competition in basketball and volleyball beginning with the 1983-84 season. The executive committee also approves pilot women's championships in tennis and golf for 1983-84.
- Dec. 18-19, 1995: The conference announces that the College of Charleston, University of North Carolina at Greensboro and Wofford College have accepted invitations to join the league.
- July 1, 2003: Elon University officially joins the league. VMI departs to join the Big South.
- July 1, 2008: Samford University officially joins the league.
- May 30, 2013: The conference announces the additions of East Tennessee State University, Mercer University and VMI for the 2014-15 season.



The Inaugural Southern Conference Hall of Fame class at the induction ceremony, May 4, 2009: (from left to right) Sam Huff, Megan Dunigan, Valorie Whiteside, Melissa Morrison Howard, Frank Selvy, Barbara Crews (daughter of the late Charlie Justice), Dick Groat, Adrian Peterson and Jerry West. Not pictured: Arnold Palmer.




Wake Forest golf great Arnold Palmer (left) was a member of the inaugural class in 2009.



Davidson's Fred Hetzel (left) received his Hall of Fame plaque from SoCon Commissioner John Iamarino at the 2010 induction ceremony. Wimbledon and U.S. Open tennis champion Vic Seixas of North Carolina (right) was inducted in 2011.



Furman's Paul Scarpa; East Tennessee State's Angie Barker; SoCon Commissioner John Iamarino, who accepted the honor on behalf of Maryland's Dick Modzelewski; special contributor Jim Burch; and Pat Beard, son of posthumous inductee Percy Beard of Auburn, at the 2012 induction ceremony.



Southern Conference Hall of Fame Inductees

Name	School	Sport(s)	Years	Inducted
Megan Dunigan	Furman	Tennis	1999-02	2009
Dick Groat	Duke	Basketball, Baseball	1949-52	2009
Sam Huff	West Virginia	Football	1952-55	2009
Charlie "Choo Choo" Justice	North Carolina	Football	1946-49	2009
Melissa Morrison Howard	Appalachian State	Track & Field	1989-93	2009
Arnold Palmer	Wake Forest	Golf	1948-50, 53-54	2009
Adrian Peterson	Georgia Southern	Football	1998-01	2009
Frank Selvy	Furman	Basketball	1951-54	2009
Jerry West	West Virginia	Basketball	1956-60	2009
Valorie Whiteside	Appalachian State	Basketball	1984-88	2009
Everett Case	North Carolina State	Basketball	1946-64	2010
MaryJayne (Harrelson) Reeves	Appalachian State	Cross Country, Track & Field	1996-2001	2010
Fred Hetzel	Davidson	Basketball	1962-65	2010
"Hot" Rod Hundley	West Virginia	Basketball	1954-57	2010
Banks McFadden	Clemson	Football, Basketball, Track	1937-40	2010
Wallace Wade	Alabama, Duke, SoCon	Football, Administration	1923-60	2010
*J. Dallas Shirley	SoCon	Officiating, Administration	1967-88	2010
Dexter Coakley	Appalachian State	Football	1993-96	2011
Lefty Driesell	Davidson	Basketball	1960-69	2011
Regina Kirk	Chattanooga	Basketball	1985-88	2011
Robert Neyland	Tennessee	Football	1926-52	2011
Vic Seixas	North Carolina	Tennis	1947-49	2011
Shannon Womack	Chattanooga	Cross Country, Track & Field	2001-06	2011
Angie Barker	East Tennessee State	Track & Field	1987-89	2012
Percy Beard	Auburn	Track & Field	1926-29	2012
*Jim Burch	SoCon	Officiating, Administration	1967-2011	2012
Dick Modzelewski	Maryland	Football	1949-52	2012
Paul Scarpa	Furman	Tennis	1967-2011	2012

* - Special contributor



SOUTHERN CONFERENCE STAFF



JOHN IAMARINO COMMISSIONER

John Iamarino was named the eighth commissioner of the Southern Conference on Jan. 2, 2006. Since then, Iamarino and his staff have emphasized strategies to better serve the membership and raise the profile of the conference.

In collaboration with coaches and administrators, Iamarino has led efforts that resulted in new members joining the conference, the creation of a Hall of Fame, the return to Asheville, N.C., for the

basketball tournaments, and greater use of social media and video to promote conference athletics.

In the summer of 2011, the conference signed a multi-year agreement to have a minimum of 40 live events carried exclusively on ESPN3, including extended coverage of the men's and women's basketball tournaments and conference tournament championships in baseball, men's and women's soccer, volleyball and softball. A minimum eight-game football schedule serves as a cornerstone to the package.

One of the most visible achievements during Iamarino's tenure has been the creation of the Southern Conference Hall of Fame, whose inaugural class was enshrined on May 4, 2009. Among those who have been inducted are such sporting greats as Arnold Palmer, Jerry West, Sam Huff, Dick Groat, Frank Selvy, Rod Hundley and Lefty Driesell.

In May 2013, Iamarino worked with the conference presidents, chancellors and athletic directors to stabilize the membership by inviting East Tennessee State University, Mercer University and Virginia Military Institute to join in July 2014. Both ETSU and VMI will be returning to the SoCon. The additions will once more give the conference a presence in the state of Virginia.

The SoCon has consistently ranked in the top 10 among all Division I conferences in the Academic Progress Rate (APR) and Iamarino has worked with the Council of Presidents to maintain a high academic standing for conference student-athletes. Almost 50 percent of all Southern Conference student-athletes earned inclusion on the SoCon's Honor Roll, thereby owning a 3.0 GPA or better.

Iamarino, 58, has spent the past 29 years at the conference level, working at both the Sun Belt Conference and the Northeast Conference. Prior to joining the SoCon, he served as commissioner of the NEC for nine years. During that time, the conference launched its first website, increased television coverage from 12 to 30 basketball games, started its first TV coverage of football and initiated more aggressive marketing and merchandising efforts.

At the Sun Belt, he spent 13 years in a variety of publicity, compliance and administrative positions, rising to the level of associate commissioner. When the original Sun Belt merged with the then-American South Conference in 1991, Iamarino was the lone staffer from the original organization to move to the new Sun Belt, heading the transition team for the first merger of two Division I conferences.



Iamarino entered the field of intercollegiate athletics as assistant sports information director at Georgetown University in 1979 before moving on to become sports information director at Jacksonville University.

He has been actively involved in a number of NCAA committees. He most recently served as chair of the Playing Rules Oversight Panel (PROP). Previously, he was a member of the Baseball Rules Committee and FCS Football Governance Committee and has served on several sub-committees of the Collegiate Commissioners Association (CCA). In 2013, he was appointed to a panel to review the Women's Basketball White Paper's recommendations and the future directions of the sport.

Iamarino is a native of Monsey, N.Y., and a 1977 graduate of St. Bonaventure University, where he earned magna cum laude honors majoring in journalism. An amateur baseball historian, he has been a contributor to Baseball Digest magazine. He resides in Spartanburg, S.C., with his wife, Mary Ann, and son, P.J.

Iamarino At-A-Glance

HOMETOWN:

Monsey, N.Y.

EDUCATION:

B.A., St. Bonaventure, 1977

EXPERIENCE:

Assistant sports information director, Georgetown, 1979-81
Sports information director, Jacksonville, 1981-84
Media relations director, Sun Belt Conference, 1984-88
Assistant commissioner, Sun Belt Conference, 1988-91
Associate commissioner, Sun Belt Conference, 1991-97
Commissioner, Northeast Conference, 1997-06
Commissioner, Southern Conference, 2006-present

SOUTHERN CONFERENCE COMMISSIONERS



Wallace Wade
1951-60



Lloyd Jordan
1960-73



Ken Germann
1974-86



Dave Hart Sr.
1986-91



Wright Waters
1991-98



Alfred White
1998-2001



Danny Morrison
2001-05



Geoff Cabe
Senior Associate
Commissioner



Sue Arakas
Associate
Commissioner



Doug King
Associate Commissioner
for Compliance



Jason Yaman
Assistant Commissioner
for Media Relations



Jamie Severns
Assistant Commissioner
for Multimedia Services



Stephanie Cushing
Director of Championships



Phil Perry
Assistant Director of
Media Relations



Jordan Gotfredson
Assistant Director of
Multimedia Services



Laura Hayes
Executive Assistant
to the Commissioner



Sean Jones
Media Relations
Assistant



Erin O'Shea
Championships/Compliance
Assistant

SOUTHERN CONFERENCE STAFF DIRECTORY

702 N. Pine St.; Spartanburg, SC 29303
Administrative FAX 864-591-4282

Office Phone 864-591-5100
Media Relations FAX 864-591-3448

		Email	Extension
Commissioner	John Iamarino	jiamarino@socon.org	206
Senior Associate Commissioner	Geoff Cabe	gcabe@socon.org	205
Associate Commissioner	Sue Arakas	sarakas@socon.org	204
Associate Commissioner for Compliance	Doug King	dking@socon.org	203
Assistant Commissioner for Media Relations	Jason Yaman	jyaman@socon.org	209
Assistant Commissioner for Multimedia Services	Jamie Severns	jseverns@socon.org	201
Director of Championships	Stephanie Cushing	scushing@socon.org	202
Assistant Director of Media Relations	Phil Perry	pperry@socon.org	207
Assistant Director for Multimedia Services	Jordan Gotfredson	jgotfredson@socon.org	210
Executive Assistant to the Commissioner	Laura Hayes	lhayes@socon.org	200
Media Relations Assistant	Sean Jones	sjones@socon.org	213
Championships/Compliance Assistant	Erin O'Shea	eoshea@socon.org	208



MEDIA RELATIONS



Southern Conference
702 N. Pine Street
Spartanburg, S.C. 29303
www.SoConSports.com

Press Releases

The Southern Conference utilizes email and the league's website (www.SoConSports.com) to distribute information, press releases, notes and statistics. If you wish to be added to the distribution list, please contact a member of the media relations staff.

SoCon.TV

In July 2005, the Southern Conference launched SoCon.TV, a live video streaming network designed to bring SoCon sports to fans around the world through the Internet. The network includes not only Southern Conference Championship events, but also regular-season events from around the league.

SoCon Players of the Week

The Southern Conference selects players and pitchers of the week throughout the season. The honorees will be announced each Monday afternoon and will be available on the conference's website (www.SoConSports.com) or by contacting the conference office.

Postseason Awards

Following the conclusion of the regular season, voting is conducted on the all-conference teams by both the league's coaches and members of the Southern Conference Sports Media Association (SCSMA). Both groups select a Player of the Year, Pitcher of the Year, Freshman of the Year and a Coach of the Year.

Southern Conference on the Web

Visit the Southern Conference's official website at www.SoConSports.com. Information related to baseball and the conference's other 18 sports can be found on the site, including up-to-date statistics, standings, weekly releases and game recaps. Video streaming of select championships and regular-season contests is also available.

Southern Conference Media Relations Staff



Jason Yaman
Assistant Comm. for Media Relations
Office: 864-591-5100
Cell: 864-380-1166
Fax: 864-591-3448
jyaman@socon.org



Phil Perry
Assistant Director of Media Relations
Office: 864-591-5100
Cell: 864-525-5174
Fax: 864-591-3448
pperry@socon.org

Responsibilities:

Administration, Football, Men's Basketball and Men's and Women's Tennis



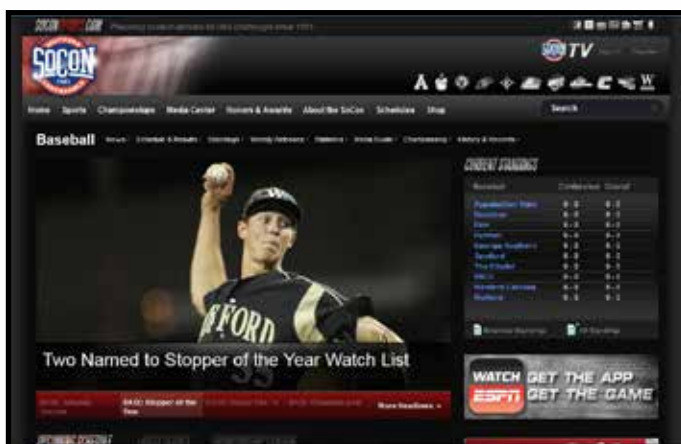
Sean Jones
Media Relations Assistant
Office: 864-591-5100
Cell: 423-736-8538
Fax: 864-591-3448
sjones@socon.org

Responsibilities:

FCS Coaches Poll, Volleyball, Men's and Women's Cross Country and Track & Field, Women's Basketball and Softball

Responsibilities:

Publications, Academic Awards, Men's and Women's Soccer, Wrestling, Baseball and Men's and Women's Golf




SoConSports.com

SoCon Baseball Media Relations Directory

School	Website	Media Relations	Email	Office Phone	Press Box Phone
Appalachian State	AppStateSports.com	Mike Flynn	flynnmh@appstate.edu	828-262-7845	828-262-2016
The Citadel	CitadelSports.com	Mike Hoffman	mhoffma1@citadel.edu	843-953-5353	843-965-4151
Davidson	DavidsonWildcats.com	Mark Brumbaugh	mabrumbaugh@davidson.edu	704-894-2931	704-894-2740
Elon	ElonPhoenix.com	Chris Rash	crash@elon.edu	336-278-6712	336-278-6788
Furman	FurmanPaladins.com	Hunter Reid	hunter.reid@furman.edu	864-294-2061	864-294-3066
Georgia Southern	GSEagles.com	Barrett Gilham	bgilham@georgiasouthern.edu	912-478-5448	912-478-2508
UNCG	UNCGSpartans.com	Chip Welch	chip.welch@uncg.edu	336-334-5615	336-218-3885
Samford	SamfordSports.com	Joey Mullins	jmmulli1@samford.edu	205-726-2799	205-726-2143
Western Carolina	CatamountSports.com	Daniel Hooker	dhooker@email.wcu.edu	828-227-2339	828-227-7020
Wofford	WoffordTerriers.com	Brent Williamson	williamsondb@wofford.edu	864-597-4093	864-597-4129
Southern Conference	SoConSports.com	Phil Perry	pperry@socon.org	864-591-5100	n/a

SOCONPHOTOS.COM

YOUR SOURCE FOR CHAMPIONSHIP AND SPECIAL EVENT PHOTOS. BROWSE AND PURCHASE PHOTOS FROM YOUR FAVORITE SOCON CHAMPIONSHIP TODAY.



SOCONGEAR.COM

YOUR SHOP FOR CHAMPIONSHIP MERCHANDISE, SCHOOL APPAREL, SOUTHERN CONFERENCE GEAR AND PERSONALIZED JERSEYS.



SOCON ON SOCIAL MEDIA

STAY CONNECTED ALL SEASON LONG USING #SOCONBB FOR SCORES, STANDINGS AND CHAMPIONSHIP NEWS.



TWITTER
@SOCONSPORTS
#SOCONBB

WATCH WEEKLY PREVIEWS AND HIGHLIGHTS ON FACEBOOK.



FACEBOOK
/SOUTHERNCONFERENCE

GET EXCLUSIVE ACCESS TO BEHIND-THE-SCENES PHOTOS ON INSTAGRAM.



INSTAGRAM
@SOUTHERNCONFERENCE

TAKE PART IN MONTHLY CONTESTS ON TWITTER, PINTEREST AND FACEBOOK.



PINTEREST
@SOCONSPORTS



APPALACHIAN STATE

2014 SCHEDULE

Date	Opponent	Time
F14	at Arkansas	4 p.m.
F15	at Arkansas	1 p.m.
F16	at Arkansas	2 p.m.
F18	at Tennessee	3 p.m.
F21	at NC State	3 p.m.
F22	at NC State	1 p.m.
F23	at NC State	1 p.m.
F25	at North Carolina	3 p.m.
F28	vs. Youngstown State [^]	2 p.m.
M1	vs. Michigan [^]	11:30 a.m.
M2	vs. Notre Dame [^]	11 a.m.
M5	vs. Campbell%	6 p.m.
M7	UNC ASHEVILLE	4 p.m.
M8	UNC ASHEVILLE	2 p.m.
M9	UNC ASHEVILLE	1 p.m.
M11	NOTRE DAME	6 p.m.
M12	at Clemson	6:30 p.m.
M14	vs. Michigan+	12 p.m.
M15	vs. Kent State+	11 a.m.
M16	at Coll. of Charleston+	3 p.m.
M21	at Georgia Southern*	6 p.m.
M22	at Georgia Southern*	2:30 p.m.
M23	at Georgia Southern*	1:30 p.m.
M25	at High Point	6 p.m.
M26	EAST TENNESSEE ST.	4 p.m.
M28	UNCG*	4 p.m.
M29	UNCG*	3 p.m.
M30	UNCG*	1 p.m.
A1	at South Carolina	7 p.m.
A4	at Wofford*	6 p.m.
A5	at Wofford*	3 p.m.
A6	at Wofford*	1 p.m.
A8	HIGH POINT	6 p.m.
A11	THE CITADEL*	6:30 p.m.
A12	THE CITADEL*	3 p.m.
A13	THE CITADEL*	1 p.m.
A15	at Wake Forest	6 p.m.
A18	at Elon*	6:30 p.m.
A19	at Elon*	6:30 p.m.
A20	at Elon*	2 p.m.
A22	at Virginia Tech	5:30 p.m.
A23	GARDNER-WEBB	6 p.m.
A25	DAVIDSON*	6:30 p.m.
A26	DAVIDSON*	3 p.m.
A27	DAVIDSON*	1 p.m.
A29	WAKE FOREST	6:30 p.m.
M2	at Western Carolina*	5 p.m.
M3	at Western Carolina*	2 p.m.
M4	at Western Carolina*	1 p.m.
M9	at Samford*	7 p.m.
M10	at Samford*	3 p.m.
M11	at Samford*	2 p.m.
M13	at East Tennessee State	7 p.m.
M15	FURMAN*	6:30 p.m.
M16	FURMAN*	6:30 p.m.
M17	FURMAN*	1 p.m.
M20-25 at SoCon Championship (Riley Park; Charleston, S.C.)		

* Southern Conference game

[^] - USA Baseball-Irish Classic (Cary, N.C.)

% - BB&T Ballpark (Winston-Salem, N.C.)

+ - College of Charleston Tournament (Mt. Pleasant, S.C.)

APPALACHIAN STATE QUICK FACTS

Location:.....Boone, N.C.
 Founded:.....1899
 Enrollment:.....17,589
 Nickname:.....Mountaineers
 Colors:.....Black and Gold
 Chancellor:.....Dr. Kenneth E. Peacock
 Director of athletics:.....Charlie Cobb
 Stadium (capacity):.....Jim and Bettie Smith Stadium (1,000)
 Press box phone:.....828-262-2016

Head coach:.....Billy Jones
 Alma mater (year):.....Oregon State (2001)
 Record at Appalachian State (years):.....30-24 (1)
 Overall record (years):.....72-58 (3)
 Baseball office phone:.....828-262-6097
 Assistant coaches:
Michael Rogers (NC State, 2009)
Matt Payne (NC State, 2008)
Coty Greene (Butler, 2001)

2013 record:.....30-24
 Conference record (place):.....13-14 (5th)
 Home:.....13-10
 Away:.....15-11
 Neutral:.....2-3
 Letterwinners returning/lost:.....18/8
 Position starters returning/lost:.....7/2
 Starting pitchers returning/lost:.....3/1
 Newcomers:.....17

SoCon titles:.....6
 SoCon Championship titles:.....1
 Last SoCon Championship title:.....1984

Baseball contact:.....Mike Flynn
 Email:.....flynnmh@appstate.edu
 Office:.....828-262-2845
 Cell:.....828-964-6406
 Fax:.....828-262-6106
 Website:.....AppStateSports.com

2014 MOUNTAINEERS ROSTER

No.	Name	Pos.	B/T	Ht.	Wt.	Cl.	Hometown/Previous School
1	Brandon Burris	OF	R/R	5-9	165	Jr.	Concord, N.C./Mount Pleasant
2	Preston Troutman	OF	L/R	5-9	185	Sr.	Rockwell, N.C./East Rowan
3	Taylor Thurber	RHP	R/R	5-10	185	Jr.	Mooreville, N.C./Lake Norman
4	A.J. Farris	IF	R/R	6-2	190	Jr.	Lawrenceville, Ga./Louisburg College
5	William Head	IF/OF	R/R	5-11	185	Sr.	Asheville, N.C./Asheville
6	Tyler Stroup	OF	L/L	5-9	170	Fr.	Thomasville, N.C./East Davidson
7	Zach Joyce	LHP	R/L	6-0	200	Sr.	Lexington, N.C./North Davidson
8	Jorge Ozuna	IF	R/R	6-1	190	Jr.	Glendale, Ariz./Paradise Valley CC
9	Ozzy Gonzalez	C	R/R	5-9	200	Jr.	Miami, Fla./Western Nebraska CC
10	Bradley Morton	IF/OF	R/R	6-2	180	Jr.	Winston-Salem, N.C./Louisburg College
11	Rob Howard	RHP	R/R	6-1	190	So.	Waynesville, N.C./Tuscola
13	Avery Jackson	IF/OF	R/R	5-11	170	Fr.	Ether, N.C./East Montgomery
14	Brian Bauk	OF/RHP	L/R	6-0	180	Fr.	Salisbury, N.C./Salisbury
15	Markel Johnson	OF	R/R	5-11	190	Fr.	Greensboro, N.C./Westchester Country Day
16	Chad Farmer	LHP	L/L	6-0	210	Sr.	Evans, Ga./Greenbrier
17	Blake Burkett	RHP	R/R	6-3	215	So.	Cumming, Ga./West Forsyth
18	Alex Leach	IF/OF	L/L	6-4	220	So.	Charlotte, N.C./Ardrey Kell
19	Jeffrey Springs	LHP	L/L	6-1	185	Jr.	Belmont, N.C./South Point
20	Josh Zumbrook	C	R/R	6-1	210	Sr.	Wilkesboro, N.C./West Wilkes
21	Jaylin Davis	OF	R/R	6-1	190	So.	McLeansville, N.C./Northeast Guilford
22	Michael Pierson	IF	L/R	6-0	190	Jr.	Coral Springs, Fla./Pine Crest
23	Caleb McCann	RHP	R/R	6-1	220	So.	McLeansville, N.C./Northeast Guilford
25	Matt Brill	OF/RHP	R/R	6-2	185	Fr.	Coal Valley, Ill./Moline
26	Dallas DeVrieze	LHP	L/L	6-2	165	Fr.	Moline, Ill./Moline
27	Drake Zupcic	OF	R/R	6-1	175	Fr.	Waxhaw, N.C./Cuthbertson
28	Tyler Zupcic	OF	R/R	6-2	195	Sr.	Charlotte, N.C./Providence
29	Payton Smith	RHP	R/R	6-0	180	Fr.	Alpharetta, Ga./Milton
30	Noah Holmes	IF	L/R	6-0	195	Sr.	Rockwell, N.C./East Rowan
31	Robert Whaley	RHP	R/R	6-1	215	Jr.	Hickory, N.C./Catawba Valley CC
32	Luke Watts	RHP	R/R	6-2	180	Fr.	Taylorsville, N.C./Alexander Central
34	Tyler Moore	RHP	R/R	6-5	220	Sr.	Banner Elk, N.C./Watauga
35	Grayson Atwood	IF	R/R	6-4	205	Jr.	Mt. Pleasant, N.C./North Carolina
36	Sean Mason	RHP	R/R	6-1	170	Fr.	Austin, Texas/McNeil
38	Travis Tuttle	RHP	R/R	6-1	180	Fr.	Pfafftown, N.C./Reagan
40	Jamie Nunn	RHP	R/R	6-2	210	Jr.	Winston-Salem, N.C./Mount Tabor
42	Dillon Dobson	IF/OF	L/R	6-1	220	So.	Boonville, N.C./Starmount
44	Zach Hummel	C	R/R	5-11	205	So.	Charlotte, N.C./Ardrey Kell
	Katon Harwood	RHP	R/R	6-3	220	Fr.	Asheville, N.C./T.C. Roberson



Dr. Kenneth Peacock
Chancellor



Charlie Cobb
Director of Athletics



Dr. Alan Hauser
Faculty Athletics Rep.



Debbie Richardson
Senior Woman Administrator



Mike Flynn
Baseball SID



2013 RESULTS (30-24, 13-14 SOCON; 5TH)

Date	Opponent	Result
F15	at NC State	W, 6-3
F18	CANISIUS	W, 13-6
F23	BUTLER	W, 6-2
F23	BUTLER	L, 7-12
F24	BUTLER	W, 8-5
F27	HIGH POINT	W, 6-4
M1	at Davidson*	W, 4-1
M2	at Davidson*	L, 3-4
M3	at Davidson*	W, 10-4
M8	at Furman*	W, 1-3
M9	at Furman*	W, 5-6
M10	at Furman*	W, 10-9 (11)
M12	at Georgia	L, 4-9
M13	at Georgia	W, 8-5
M16	CORNELL	W, 9-4
M16	CORNELL	L, 5-15
M17	CORNELL	L, 4-8
M19	at N.C. A&T	W, 10-2
M22	at Coll. of Charleston*	W, 5-2
M23	at Coll. of Charleston*	L, 2-4
M29	WOFFORD*	L, 1-9
M30	WOFFORD*	W, 4-0
M31	WOFFORD*	W, 7-6
A2	at Eastern Kentucky	W, 9-6
A5	GEORGIA SOUTHERN*	W, 9-5
A6	GEORGIA SOUTHERN*	W, 2-0
A7	GEORGIA SOUTHERN*	L, 7-8
A9	at UNC Asheville^	W, 6-3
A12	at UNCG*	W, 9-1
A13	at UNCG*	L, 5-6 (11)
A14	at UNCG*	W, 9-5
A16	at High Point	W, 8-5
A17	vs. Campbell%	L, 6-11

Date	Opponent	Result
A19	at The Citadel*	L, 3-6
A20	at The Citadel*	L, 3-5
A21	at The Citadel*	L, 7-8
A23	N.C. A&T	W, 7-3
A26	SAMFORD*	W, 10-5
A27	SAMFORD*	L, 2-19
A24	at East Tennessee State	W, 3-1
A30	EAST TENN. ST.	L, 6-7 (10)
M3	ELON*	W, 9-1
M4	ELON*	L, 8-10
M11	at Gonzaga	L, 0-4
M11	at Gonzaga	W, 6-2
M12	at Gonzaga	W, 13-3
M14	at North Carolina	L, 0-2
M16	WESTERN CAROLINA*	L, 5-23
M17	WESTERN CAROLINA*	L, 1-9
M18	WESTERN CAROLINA*	W, 9-8
M22	vs. The Citadel&	L, 5-6
M23	vs. Samford&	W, 2-1
M24	vs. Western Carolina&	W, 15-4
M25	vs. The Citadel&	L, 6-8

* - Southern Conference game

^ McCormick Field (Asheville, N.C.)

% - Finch Field (Thomasville, N.C.)

& - SoCon Championship

(Fluor Field; Greenville, S.C.)



BILLY JONES HEAD COACH

Hometown: Kent, Wash.

Alma mater (year): Oregon State (2001)

Head coaching career:

..... Green River CC, 1995-96

..... Appalachian State, 2013-present

Record at APP (years): 30-24 (1)

Career record (years): 72-58 (3)



JIM AND BETTIE SMITH STADIUM

2013 STATISTICS

Batting	AVG	GP	GS	AB	R	H	2B	3B	HR	RBI	TB	SLG%	BB	HBP	SO	GDP	OB%	SF	SH	SB	ATT	PO	A	E	FLD%
Will Callaway	.344	51	51	215	42	74	12	0	4	40	98	.456	8	2	32	3	.359	9	0	14	15	90	136	13	.946
Hector Crespo	.336	54	54	235	48	79	14	3	4	40	111	.472	19	2	33	1	.388	2	3	22	28	94	192	6	.979
Noah Holmes	.296	50	49	179	27	53	9	2	5	27	81	.453	30	3	34	4	.402	2	1	3	3	15	25	5	.889
William Head	.288	49	45	163	34	47	5	2	1	25	59	.362	32	3	32	2	.414	0	1	27	31	19	87	11	.906
Preston Troutman	.259	53	52	185	28	48	8	2	4	27	72	.389	23	2	36	2	.341	4	3	7	9	100	7	6	.947
Jaylin Davis	.257	54	53	206	32	53	12	4	4	36	85	.413	19	5	59	6	.333	1	0	12	16	106	1	5	.955
Dillon Dobson	.252	54	53	206	40	52	10	2	6	28	84	.408	11	4	49	3	.299	3	1	10	15	399	32	5	.989
Josh Zumbrook	.236	45	45	157	23	37	12	1	4	25	63	.401	9	5	42	2	.291	4	4	1	2	274	27	1	.997
Alex Leach	.370	13	13	54	14	20	7	1	2	13	35	.648	5	0	7	0	.424	0	0	0	0	127	3	1	.992
Gabe Dimock	.316	19	15	57	8	18	5	0	0	6	23	.404	6	1	8	2	.373	3	2	0	0	95	9	2	.981
Michael Pierson	.292	18	12	48	8	14	1	0	2	13	21	.438	6	0	9	1	.370	0	1	0	0	25	6	1	.969
John Kincaid	.250	11	4	16	4	4	0	0	0	1	4	.250	1	0	2	0	.294	0	0	0	0	7	0	0	1.000
Preston Tiller	.211	15	10	38	5	8	2	0	0	3	10	.263	6	1	6	1	.333	0	0	0	0	20	1	1	.955
Brandon Burris	.187	41	30	123	15	23	5	0	1	6	31	.252	3	4	23	1	.231	0	4	4	5	35	2	2	.949
Totals	.282	54	54	1882	328	530	102	17	37	290	777	.413	178	32	372	28	.349	28	20	100	124	1436	624	64	.970
Opponents	.281	54	54	1876	308	527	90	12	33	277	740	.394	215	58	369	46	.370	16	31	96	107	1428	586	89	.958

LOB - Team (385), Opp (452). DP's turned - Team (52), Opp (38). CI - Team (0), Opp (1). IBB - Team (3), Dobson 1, Head 1, Holmes 1. Picked off - Head 5, Crespo 4, Dobson 4, Troutman 2, Holmes 1, Callaway 1, Burris 1.

Pitching	ERA	W	L	APP	GS	CG	SHO	CBO	SV	IP	H	R	ER	BB	SO	2B	3B	HR	AB	B/Avg	WP	HBP	BK	SFA	SHA
Taylor Thurber	2.91	3	2	26	0	0	0	0	2	55.2	61	19	18	7	36	8	2	3	212	.288	4	1	0	5	6
Jamie Nunn	3.96	9	5	15	15	0	0	0	0	97.2	94	50	43	37	77	17	3	4	368	.255	9	6	0	4	4
Sam Agnew-Wieland	5.15	7	6	15	14	2	2	0	0	85.2	82	57	49	43	71	10	4	5	321	.255	11	9	6	3	5
Tyler Moore	2.45	1	0	18	0	0	0	0	0	29.1	28	9	8	8	15	5	1	0	107	.262	1	3	1	0	4
Josh Wilson	3.05	1	2	21	0	0	0	0	3	38.1	29	15	13	14	36	5	0	0	141	.206	8	6	0	0	1
Rob Howard	3.86	1	0	9	1	0	0	0	0	18.2	24	11	8	9	10	4	0	0	3	.75	.320	1	1	0	0
Rob Marcello	5.24	1	3	20	0	0	0	0	5	22.1	23	16	13	20	28	4	0	1	87	.264	1	5	1	0	2
Chad Farmer	5.40	2	0	11	11	0	0	0	0	41.2	50	30	25	23	27	14	1	3	169	.296	2	7	0	0	2
Jeffrey Springs	6.28	3	4	17	11	0	0	0	0	53.0	72	50	37	36	47	12	1	6	220	.327	3	9	1	3	6
Amos Wilmoth	6.75	0	0	5	1	0	0	0	0	5.1	8	5	4	5	3	2	0	0	27	.296	2	2	0	0	0
Clyde Tate	7.71	1	0	4	0	0	0	0	0	4.2	7	6	4	4	2	2	0	0	22	.318	1	0	1	0	0
Caleb McCann	8.00	0	0	6	0	0	0	0	0	9.0	14	11	8	1	5	2	0	3	43	.326	1	4	0	0	0
Tyler Jackson	11.57	1	1	5	1	0	0	0	0	9.1	21	13	12	1	7	4	0	3	48	.438	0	0	0	0	0
Ryne Frankoff	13.50	0	1	3	0	0	0	0	0	3.1	5	6	5	5	4	0	0	0	15	.333	3	0	0	0	0
Andy Capone	14.54	0	0	3	0	0	0	0	0	4.1	5	7	7	2	1	1	0	1	16	.313	0	5	0	1	0
Blake Burkett	81.00	0	0	1	0	0	0	0	0	0.1	4	3	3	0	0	0	0	1	5	.800	0	0	0	0	0
Totals	4.83	30	24	54	54	2	2	0	10	478.2	527	308	257	215	369	90	12	33	1876	.281	47	58	10	16	31
Opponents	4.93	24	30	54	54	3	2	1	12	476.0	530	328	261	178	372	102	17	37	1882	.282	44	32	6	28	20

PB - Team (11), Zumbrook 10, Dimock 1, Opp (10). Pickoffs - Team (7), Springs 4, Moore 2, Wilson 1, Opp (16). SBA/ATT - Zumbrook (74-81), Dimock (20-21), Nunn (16-19), Agnew-Wieland (17-18), Springs (14-16), Moore (10-10), Marcello (9-9), Thurber (8-9), Wilson (7-7), Farmer (6-7), Howard (3-5), Wilmoth (3-4), McCann (1-1), Frankoff (1-1), Tate (1-1).



THE CITADEL

2014 SCHEDULE

Date	Opponent	Time
F14	DELAWARE^	4 p.m.
F15	LOUISVILLE^	2:30 p.m.
F16	WEST VIRGINIA^	1 p.m.
F18	at USC Upstate	4 p.m.
F21	vs. Oklahoma%	12 p.m.
F22	vs. Ohio State%	12 p.m.
F23	at UCF%	2 p.m.
F25	RHODE ISLAND	5 p.m.
F26	CHARLOTTE	5 p.m.
F28	NEBRASKA	5 p.m.
M1	NEBRASKA	2 p.m.
M2	NEBRASKA	12 p.m.
M4	COASTAL CAROLINA	6 p.m.
M5	TOLEDO	6 p.m.
M7	COLL. OF CHARLESTON	6 p.m.
M8	at College of Charleston	3 p.m.
M9	COLL. OF CHARLESTON	1 p.m.
M14	at Davidson*	6 p.m.
M15	at Davidson*	2 p.m.
M16	at Davidson*	1 p.m.
M18	SOUTH CAROLINA	7 p.m.
M19	at Winthrop	6 p.m.
M21	SAMFORD*	6 p.m.
M22	SAMFORD*	2 p.m.
M23	SAMFORD*	1 p.m.
M26	CHARLESTON SO.	6 p.m.
M28	at Elon*	6 p.m.
M29	at Elon*	4 p.m.
M30	at Elon*	1:30 p.m.
A1	at Coastal Carolina\$	6 p.m.
A4	GEORGIA SOUTHERN*	6 p.m.
A5	GEORGIA SOUTHERN*	2 p.m.
A6	GEORGIA SOUTHERN*	1 p.m.
A9	at East Tennessee St.	7:05 p.m.
A11	at Appalachian State*	6:30 p.m.
A12	at Appalachian State*	3 p.m.
A13	at Appalachian State*	1 p.m.
A18	at Western Carolina*	5 p.m.
A19	at Western Carolina*	2 p.m.
A20	at Western Carolina*	1 p.m.
A22	WINTHROP	6 p.m.
A25	FURMAN*	6 p.m.
A26	FURMAN*	2 p.m.
A27	FURMAN*	1 p.m.
M2	WOFFORD*	4 p.m.
M3	WOFFORD*	2 p.m.
M4	WOFFORD*	1 p.m.
M6	at Charleston Southern	6 p.m.
M8	UNCW	7 p.m.
M9	UNCW	5 p.m.
M11	at UNCW	2 p.m.
M13	at South Carolina	7 p.m.
M15	UNCG*	4 p.m.
M16	UNCG*	4 p.m.
M17	UNCG*	2 p.m.

M20-25 at SoCon Championship
(Riley Park; Charleston, S.C.)
* - Southern Conference game
^ - Homewood Suites Tournament presented
by Charleston Crab House (Charleston, S.C.)
% - UCF Baseball Tournament (Orlando, Fla.)
\$ - TicketReturn.com Field at Pelicans
Ballpark (Myrtle Beach, S.C.)

THE CITADEL QUICK FACTS

Location: Charleston, S.C.
Founded: 1842
Enrollment: 2,272
Nickname: Bulldogs
Colors: Citadel Blue and White
President: Lt Gen John W. Rosa Jr.
Director of athletics: Larry W. Leckonby
Stadium (capacity): Joseph P. Riley, Jr. Park (6,000)
Press box phone: 843-965-4151

Head coach: Fred Jordan
Alma mater (year): The Citadel (1979)
Record at The Citadel (years): 746-568 (22)
Overall record (years): 746-568 (22)
Baseball office phone: 843-953-5285
Assistant coaches:
..... David Beckley (The Citadel, 1996)
..... Britt Reames (The Citadel, 1996)
..... Justin Mackert (The Citadel, 2012)

2013 record: 35-25
Conference record (place): 18-12 (4th)
Home: 20-10
Away: 12-14
Neutral: 3-1
Letterwinners returning/lost: 25/5
Position starters returning/lost: 8/1
Starting pitchers returning/lost: 3/1
Newcomers: 10

SoCon titles: 13
SoCon Championship titles: 8
Last SoCon Championship title: 2010

Baseball contact: Mike Hoffman
Email: mhoffma1@citadel.edu
Office: 843-953-5353
Cell: 843-302-6193
Fax: 843-953-6727
Website: CitadelSports.com

2014 BULLDOGS ROSTER

No.	Name	Pos.	B/T	Ht.	Wt.	Cl.	Hometown/Previous School
1	Drew DeKerlegand	OF	L/R	5-10	200	Sr.	Pearland, Texas/Pearland
2	David Rivera	RHP	R/R	6-1	220	Sr.	Upland, Calif./Claremont
3	Bret Hines	IF	R/R	5-10	165	So.	Hanahan, S.C./Hanahan
4	Johnathan Stokes	SS	R/R	5-10	165	Jr.	Cheraw, S.C./Cheraw
5	Barrett Charpia	SS	R/R	6-0	175	Fr.	Chapin, S.C./Chapin
6	Stephen Windham	C	R/R	6-0	190	So.	Summerville, S.C./Summerville
7	Logan Cribb	LHP	L/L	5-10	200	Sr.	Rock Hill, S.C./Rock Hill
8	Steven Hansen	OF	R/L	6-0	165	R-Fr.	Summerville, S.C./Pinewood Prep
9	Jason Smith	OF	R/L	6-1	175	So.	Gilbert, S.C./Gilbert
10	Bailey Rush	3B	L/R	6-0	200	Jr.	Pinehurst, N.C./Pinecrest
11	Layton Meacham	RHP	R/R	6-1	185	So.	Mauldin, S.C./Mauldin
12	Brett Tompkins	RHP	R/R	6-5	230	Jr.	Greer, S.C./Riverside
13	Ryan Kilgallen	C	R/R	6-2	180	Sr.	Goose Creek, S.C./Stratford
14	Skylar Hunter	RHP	R/R	6-1	185	So.	Hanahan, S.C./Hanahan
15	Zach Sherrill	RHP	R/R	6-3	215	Jr.	Sumter, S.C./Wilson Hall
16	Kevin Connell	LHP	L/L	6-2	230	Jr.	Johnson City, Tenn./Daniel Boone
17	Austin Mapes	OF	L/R	6-2	190	Fr.	Travelers Rest, S.C./Travelers Rest
18	Calvin Orth	1B/3B	/R	6-1	190	Sr.	Jacksonville, Fla./Episcopal
19	Kevin Dobbins	LHP	L/L	6-0	170	Fr.	Greenville, S.C./Berea
20	Mason Davis	2B	B/R	5-9	170	Jr.	Conyers, Ga./Redan
21	Zach Paquette	OF	L/R	5-9	190	Fr.	Lexington, S.C./Lexington
22	Bo Thompson	1B	R/R	5-10	255	Jr.	Mauldin, S.C./J.L. Mann
23	Austin Livingston	RHP	R/R	6-1	200	So.	Summerville, S.C./Ashley Ridge
24	Connor Walsh	LHP/1B	L/L	6-3	185	Jr.	Jupiter, Fla./Jupiter
25	Tyler Griffin	OF	B/R	6-1	185	Sr.	Gainesville, Fla./Gainesville
27	Austin Mason	RHP	R/R	6-2	200	So.	Greer, S.C./Eastside
28	James Reeves	LHP	R/L	6-3	200	Jr.	Summerville, S.C./Ashley Ridge
29	Zach Lavery	RHP	R/R	6-1	175	R-Fr.	Goose Creek, S.C./Goose Creek
30	Beau Strickland	C/UT	R/R	6-3	215	Fr.	Pickens, S.C./Pickens
31	Hughston Armstrong	OF	L/L	5-7	165	Sr.	Columbia, S.C./Ridge View
32	Paul Joseph Krouse	RHP	R/R	6-4	190	R-Fr.	Sumter, S.C./Sumter
33	Ross White	LHP	L/L	5-9	170	Jr.	Marion, S.C./Marion
34	Chandler Hammond	C	R/R	5-9	185	Fr.	Tyler, Texas/All Saints
35	Zach McKay	RHP	R/R	5-9	180	Fr.	Florence, S.C./West Florence
36	Nate Brecklin	LHP	R/L	6-1	205	So.	Eustis, Fla./Eustis



Lt Gen John W. Rosa Jr.
President



Larry Leckonby
Director of Athletics



Dr. Chip Taylor
Faculty Athletics Rep.



Kelly Simpson
Senior Woman Administrator



Mike Hoffman
Baseball SID



2013 RESULTS (35-25, 18-12 SOCON; 4TH)

Date	Opponent	Result	Date	Opponent	Result
F15	GEORGE MASON [^]	W, 9-1	A9	at South Carolina	L, 5-6
F16	KANSAS STATE [^]	W, 10-8	A12	at Georgia Southern*	W, 11-0
F17	HIGH POINT [^]	L, 2-7	A13	at Georgia Southern*	W, 1-0 (11)
F20	WINTHROP	W, 6-4	A14	at Georgia Southern*	W, 8-2
F22	at North Florida	W, 6-3 (11)	A17	EAST TENNESSEE ST.	W, 7-3
F23	at North Florida	L, 8-9	A19	APPALACHIAN STATE*W, 6-3	
F24	at North Florida	L, 3-4	A20	APPALACHIAN STATE*W, 5-3	
F27	at Charleston Southern	L, 6-8	A21	APPALACHIAN STATE*W, 8-7	
M1	PITTSBURGH%	W, 8-0	A23	CHARLESTON SO.	W, 8-5
M2	VCU%	L, 6-11	A26	at Furman*	W, 6-0
M3	UNC ASHEVILLE%	W, 7-5	A27	at Furman*	W, 13-7
M3	UNC ASHEVILLE% W, 5-3 (7)		A27	at Furman*	L, 10-14
M6	at Winthrop	W, 3-1	M1	at North Carolina	L, 0-13
M8	SAMFORD*	W, 12-3	M3	DAVIDSON*	W, 22-7
M9	SAMFORD*	W, 2-1	M4	DAVIDSON*	L, 4-6
M10	SAMFORD*	L, 8-14	M4	DAVIDSON*	L, 8-12
M12	AKRON	W, 7-1	M10	COLL. OF CHARLESTON*	W, 7-1
M13	AKRON	W, 9-3	M11	COLL. OF CHARLESTON*	W, 7-1
M15	at Wofford*	L, 4-5	M12	COLL. OF CHARLESTON*	L, 5-7
M16	at Wofford*	W, 9-8	M14	at Charleston Southern	W, 21-6
M17	at Wofford*	W, 18-9	M16	at UNCG*	W, 12-2
M19	SOUTH CAROLINA	L, 5-9	M17	at UNCG*	L, 11-13
M20	at Coll. of Charleston	L, 7-11	M18	at UNCG*	L, 4-7
M22	CHARLESTON SO.	W, 6-4	M22	vs. Appalachian State&	W, 6-5
M26	at Georgia Tech	L, 4-5	M23	vs. Western Carolina&	W, 12-11
M29	at Western Carolina*	L, 6-7	M25	vs. Appalachian State&	W, 8-6
M30	at Western Carolina*	L, 4-5	M26	vs. Elon&	L, 5-6
M30	at Western Carolina*	W, 5-4			
A2	COASTAL CAROLINA	L, 2-3			
A3	at Coastal Carolina	L, 2-10			
A5	ELON*	L, 5-8			
A6	ELON*	W, 14-7			
A7	ELON*	L, 6-8			

* - Southern Conference game
[^] - The Citadel Memorial Challenge
 % - Charleston Crab House Shootout
 & - SoCon Tournament
 (Fluor Field; Greenville, S.C.)



FRED JORDAN HEAD COACH

Hometown: Charleston, S.C.
 Alma mater (year): The Citadel (1979)
 Head coaching career:
 The Citadel, 1992-present
 Record at CIT (years): 746-568 (22)
 Career record (years): 746-568 (22)



JOSEPH P. RILEY, JR. PARK

2013 STATISTICS

Batting	AVG	GP	GS	AB	R	H	2B	3B	HR	RBI	TB	SLG%	BB	HBP	SO	GDP	OB%	SF	SH	SB	ATT	PO	A	E	FLD%
Joe Jackson	.386	60	60	228	66	88	19	2	13	67	150	.658	43	10	29	5	.495	4	2	3	8	423	33	8	.983
Hughston Armstrong	.379	59	59	224	57	85	11	2	1	23	103	.460	24	4	29	1	.447	1	14	18	19	149	3	1	.993
Calvin Orth	.316	58	55	215	32	68	10	2	7	33	103	.479	8	4	39	6	.349	2	7	0	0	387	36	3	.993
Tyler Griffin	.314	42	42	159	39	50	7	2	12	52	97	.610	19	9	47	2	.411	3	2	0	1	89	4	4	.959
Johnathan Stokes	.309	60	60	236	33	73	13	0	5	52	101	.428	15	0	33	8	.344	5	9	3	5	112	168	27	.912
Mason Davis	.305	60	60	272	62	83	11	4	5	25	117	.430	17	5	37	0	.356	1	8	22	27	131	168	14	.955
Bo Thompson	.299	56	56	194	46	58	10	0	14	52	110	.567	54	14	28	4	.472	5	0	1	1	89	1	2	.978
Drew DeKerlegand	.288	59	57	212	47	61	14	5	5	49	100	.472	33	15	47	4	.418	1	6	9	12	83	10	8	.921
Ryan Kilgallen	.333	2	1	3	0	1	0	0	0	0	1	.333	0	0	0	0	.333	0	0	0	0	7	0	0	1.000
Brett Bullard	.256	42	23	90	18	23	6	0	0	10	29	.322	12	1	6	2	.346	1	4	4	5	41	2	1	.977
Bailey Rush	.244	45	33	119	16	29	9	1	2	16	46	.387	13	2	31	1	.324	2	4	0	1	9	50	14	.808
Bret Hines	.228	41	18	57	5	13	2	0	1	8	18	.316	4	2	13	2	.292	2	3	2	2	12	33	6	.882
Ryne Hardwick	.214	14	1	14	0	3	2	0	0	2	5	.357	0	0	6	0	.200	1	0	0	0	1	0	0	1.000
Jason Smith	.203	34	13	59	13	12	0	0	1	9	15	.254	5	1	18	0	.273	1	2	5	6	24	0	1	.960
Connor Walsh	.000	6	1	6	0	0	0	0	0	0	0	.000	0	1	4	0	.143	0	0	0	0	1	0	0	1.000
Stephen Windham	.000	2	1	2	0	0	0	0	0	0	0	.000	0	0	0	0	.000	0	0	0	0	8	0	1	.889
David Rivera	.000	1	0	1	0	0	0	0	0	0	0	.000	0	0	0	0	.000	0	0	0	0	3	6	1	.900
Logan Cribb	.000	1	0	0	0	0	0	0	0	0	0	.000	0	0	0	0	.000	0	0	0	0	3	16	2	.905
Totals	.309	60	60	2091	434	647	114	18	66	398	995	.476	247	68	367	35	.395	29	61	67	87	1586	598	103	.955
Opponents	.277	60	60	2092	342	580	93	12	44	301	829	.396	200	52	421	31	.352	19	37	54	81	1565	607	72	.968

LOB - Team (497), Opp (473). DPs turned - Team (37), Opp (48). CI - Team (1), Windham 1. IBB - Team (6), Jackson 3, Thompson 2, Orth 1, Opp (10). Picked off - Stokes 2, Jackson 2, Davis 2, Griffin 1, Armstrong 1, DeKerlegand 1.

Pitching	ERA	W	L	APP	GS	CG	SHO	CBO	SV	IP	H	R	ER	BB	SO	2B	3B	HR	AB	B/Avg	WP	HBP	BK	SFA	SHA
Austin Pritchler	2.99	8	3	16	16	2	1	2	0	99.1	93	39	33	38	80	13	3	3	365	.255	6	12	1	3	9
Logan Cribb	3.60	4	3	20	11	0	0	1	0	75.0	74	45	30	25	64	13	0	12	293	.253	6	8	1	1	5
Ross White	3.43	0	1	22	0	0	0	2	1	21.0	21	10	8	4	12	3	2	1	80	.263	0	6	1	1	1
James Reeves	4.01	3	1	24	6	0	0	0	0	51.2	56	28	23	12	42	11	1	5	204	.275	6	7	1	2	0
David Rivera	4.03	5	1	40	0	0	0	1	1	44.2	43	24	20	11	42	9	0	5	172	.250	2	3	1	3	4
Zach Sherrill	4.14	3	1	48	0	0	0	1	0	45.2	39	28	21	17	38	5	0	1	172	.227	4	4	0	2	4
Austin Livingston	5.09	4	2	14	8	0	0	0	0	35.1	44	28	20	19	27	7	0	3	148	.297	6	1	1	0	3
Skylar Hunter	5.35	3	4	33	0	0	0	2	13	35.1	39	24	21	19	44	8	0	5	136	.287	5	0	0	1	7
Brett Tompkins	6.38	1	1	9	3	0	0	0	0	18.1	22	18	13	12	12	4	0	1	78	.282	5	1	0	2	0
Austin Mason	6.63	3	4	14	13	0	0	0	0	54.1	73	50	40	16	34	11	4	4	231	.316	3	7	1	0	1
Kevin Connell	7.22	1	2	22	1	0	0	0	0	28.2	44	28	23	14	17	6	2	2	130	.338	0	3	1	2	1
Nate Brecklin	7.27	0	1	6	2	0	0	0	0	8.2	15	8	7	2	4	1	0	2	39	.385	0	0	0	0	1
Ryan Hines	7.50	0	0	11	0	0	0	1	0	6.0	8	6	5	6	2	2	0	0	24	.333	1	0	0	1	0
Connor Walsh	9.00	0	0	4	0	0	0	0	0	2.0	1	2	2	2	2	0	0	0	7	.143	0	0	0	0	0
Layton Meacham	13.50	0	1	3	0	0	0	0	0	2.2	8	4	4	3	1	0	0	0	13	.615	0	0	0	1	1
Totals	4.60	35	25	60	60	2	4	3	15	528.2	580	342	270	200	421	93	12	44	2092	.277	44	52	8	19	37
Opponents	6.52	25	35	60	60	0	1	1	11	521.2	647	434	378	247	367	114	18	66	2091	.309	60	68	7	29	61

PB - Team (8), Jackson 7, Windham 1, Opp (9). Pickoffs - Team (18), Pritchler 7, Cribb 5, Reeves 2, Jackson 2, Sherrill 1, Mason 1, Opp (9). SBA/ATT - Jackson (54-70), Cribb (13-21), Pritchler (9-15), Hunter (8-9), Sherrill (6-9), Mason (3-7), Rivera (5-5), Connell (4-5), Reeves (3-5), Livingston (1-2), Brecklin (2-2), R. Hines (0-1).



2014 SCHEDULE

Date	Opponent	Time
F14	BUFFALO	6 p.m.
F15	BUFFALO	3 p.m.
F16	BUFFALO	1 p.m.
F18	WAKE FOREST	6 p.m.
F21	FAIRLEIGH DICKINSON	6 p.m.
F22	MOUNT ST. MARY'S (MD.)	4:30 p.m.
F23	MOUNT ST. MARY'S (MD.)	1 p.m.
F25	at NC State	4 p.m.
F28	MIAMI (OHIO)	6 p.m.
M1	MIAMI (OHIO)	2 p.m.
M2	MIAMI (OHIO)	2 p.m.
M5	at North Carolina	3 p.m.
M7	MASSACHUSETTS	6 p.m.
M8	N.C. A&T	4:30 p.m.
M9	MASSACHUSETTS	12 p.m.
M9	N.C. A&T	3 p.m.
M14	THE CITADEL*	6 p.m.
M15	THE CITADEL*	2 p.m.
M16	THE CITADEL*	1 p.m.
M18	at Wake Forest	6 p.m.
M21	WOFFORD*	6 p.m.
M22	WOFFORD*	2 p.m.
M23	WOFFORD*	1 p.m.
M25	DUKE	6 p.m.
M28	GEORGIA SOUTHERN*	6 p.m.
M29	GEORGIA SOUTHERN*	2 p.m.
M30	GEORGIA SOUTHERN*	1 p.m.
A1	WINTHROP	6 p.m.
A4	at Furman*	7 p.m.
A5	at Furman*	2 p.m.
A6	at Furman*	1 p.m.
A8	at UNC Asheville	6 p.m.
A11	SAMFORD*	7 p.m.
A12	SAMFORD*	2 p.m.
A13	SAMFORD*	1 p.m.
A15	at Duke	6 p.m.
A17	UNCG*	6 p.m.
A18	UNCG*	6 p.m.
A19	UNCG*	2 p.m.
A22	at South Carolina	7 p.m.
A25	at Appalachian State*	7 p.m.
A26	at Appalachian State*	2 p.m.
A27	at Appalachian State*	1 p.m.
A29	at Winthrop	6 p.m.
M2	at Elon*	7 p.m.
M3	at Elon*	2 p.m.
M4	at Elon*	1 p.m.
M7	UNC ASHEVILLE	6 p.m.
M8	N.C. CENTRAL	11 a.m.
M15	at Western Carolina*	5 p.m.
M16	at Western Carolina* (DH)	2 p.m.
M20-25 at SoCon Championship (Riley Park; Charleston, S.C.)		

* - Southern Conference game

DAVIDSON QUICK FACTS

Location: Davidson, N.C.
 Founded: 1837
 Enrollment: 1,900
 Nickname: Wildcats
 Colors: Red and Black
 President: Dr. Carol Quillen
 Director of athletics: Jim Murphy
 Stadium (capacity): Wilson Field (700)
 Press box phone: 704-894-2740

Head coach: Dick Cooke
 Alma mater (year): Richmond (1978)
 Record at Davidson (years): 437-720-1 (23)
 Overall record (years): 448-752-1 (24)
 Baseball office phone: 704-894-2368
 Assistant coaches:
 Rucker Taylor (Vanderbilt, 2006)
 Andy Carter (Davidson, 2005)
 Ryan Munger (Duke, 2013)

2013 record: 18-31
 Conference record (place): 12-18 (9th)
 Home: 12-12
 Away: 5-19
 Neutral: 1-0
 Letterwinners returning/lost: 18/4
 Position starters returning/lost: 7/2
 Starting pitchers returning/lost: 4/0
 Newcomers: 10

SoCon titles: 1
 SoCon Championship titles: 0
 Last SoCon Championship title: N/A

Baseball contact: Mark Brumbaugh
 Email: mabrumbaugh@davidson.edu
 Office: 704-894-2931
 Cell: 704-439-6123
 Fax: 704-894-2636
 Website: DavidsonWildcats.com

2014 WILDCATS ROSTER

No.	Name	Pos.	B/T	Ht.	Wt.	Cl.	Hometown/Previous School
1	Tyler Agard	IF	R/R	5-10	165	Fr.	Alpharetta, Ga./Alpharetta
2	Sam Foy	IF	S/R	6-0	175	So.	Wilmington, N.C./New Hanover
4	Michael Goldberg	RHP	R/R	5-9	175	Sr.	Richmond, Va./Benedictine
5	Aaron Tovsky	IF	L/R	6-0	200	So.	Alexandria, Va./TC Williams
6	Ben Arkin	IF	R/R	6-2	190	Jr.	Fort Lauderdale, Fla./Pine Crest School
7	Nathan Becker	OF	L/R	6-2	205	Jr.	Greensboro, N.C./Northwest Guilford
8	David Daniels	IF	R/R	6-0	185	Jr.	Charlotte, N.C./East Mecklenburg
9	Cameron Marshall	OF/LHP	L/L	6-2	195	Fr.	Raleigh, N.C./Cary Academy
10	Forrest Brandt	OF	R/R	6-2	205	Sr.	Raleigh, N.C./St. David's
11	Jonathan Carkhuff	RHP	R/R	6-0	195	Sr.	Marietta, Ga./Lovett
12	Andrew Pope	UT/RHP	R/R	5-9	165	So.	Charlotte, N.C./Providence Day
13	Ty Middlebrooks	OF/IF	L/R	6-3	205	Jr.	Fort Lauderdale, Fla./Calvary Christian Academy
14	Rob Bain	LHP	L/L	6-2	190	Jr.	Concord, N.C./Northwest Cabarrus
15	Daniel Gerow	C	R/R	6-0	175	Sr.	Bellaire, Texas/Bellaire
16	Lee Miller	IF/OF	L/R	6-2	185	So.	Atlanta, Ga./Riverwood
17	Ryan Lowe	IF/RHP	L/R	6-3	205	Jr.	Dallas, Texas/Carroll
19	Chris Dyer	C	R/R	5-11	185	Sr.	Richmond, Va./Benedictine
20	Jip Richards	RHP	R/R	6-1	190	Sr.	Davidson, N.C./North Meck
21	Chase Plebani	RHP	R/R	6-3	200	Fr.	Washington, D.C./Sidwell Friends School
23	Ryan Wood	RHP	R/R	5-11	175	Jr.	Winter Park, Fla./Trinity Prep
24	Lukas Pracher	IF	R/R	6-2	170	Fr.	Manhasset, N.Y./Manhasset
26	Clark Beeker	RHP	R/R	6-3	200	Jr.	Lexington, N.C./North Davidson
27	Westin Whitmire	RHP	R/R	6-1	170	Fr.	Dallas, Texas/Trinity Christian Academy
28	Brian Fortier	IF/RHP	R/R	6-6	215	Fr.	Holly Springs, N.C./Holly Springs
29	Jake Sidwell	C	L/R	5-10	175	Fr.	Windermere, Fla./Olympia
30	Danny Mooney	RHP	R/R	6-5	220	Sr.	Richmond, Va./Cosby
31	Jake Batchelder	LHP	L/L	6-3	190	So.	Atherton, Calif./Menlo
32	Chad Moss	RHP	R/R	6-6	195	So.	Nashville, Tenn./Father Ryan
33	Nick Neitzel	RHP	R/R	6-4	235	Jr.	Coral Gables, Fla./Ransom Everglades
34	Durin O'Linger	RHP	L/R	5-11	205	So.	Tampa, Fla./Tampa Preparatory School
35	Matt Saeta	RHP	R/R	6-4	190	Jr.	South Pasadena, Calif./Pasadena Poly
36	Justin Charles	LHP	L/L	5-11	190	Sr.	Greenville, S.C./JL Mann
39	Cody White	RHP	R/R	6-0	190	Fr.	Plano, Texas/Trinity Christian Academy
40	Wade Leach	IF/OF	L/R	5-10	165	So.	Charlotte, N.C./Charlotte Country Day
41	Will Robertson	OF	R/R	6-2	175	Fr.	Greenville, S.C./The Bolles School
42	Max Torbiner	C	L/R	6-1	185	Fr.	Los Angeles, Calif./Harvard Westlake



Dr. Carol Quillen
President



Jim Murphy
Director of Athletics



Dr. Fred Smith
Faculty Athletics Rep.



Katy McNay
Senior Woman Administrator



Mark Brumbaugh
Baseball SID



2013 RESULTS (18-31, 12-18 SOCON; 9TH)

Date	Opponent	Result	Date	Opponent	Result
F15	GEORGE WASHINGTON	W, 7-5	A7	at UNCW	L, 1-4
F16	GEO. WASHINGTON	W, 6-5 (7)	A9	at USC Upstate	L, 3-8
F20	at N.C. Central	L, 1-3	A12	COLL. OF CHARLESTON*	L, 5-10
F23	LAFAYETTE	W, 13-6	A13	COLL. OF CHARLESTON* W, 5-4 (10)	
F24	LAFAYETTE	W, 9-3	A14	COLL. OF CHARLESTON* L, 5-18	
F24	GEORGETOWN	L, 4-8	A16	WINTHROP	L, 3-5
M1	APPALACHIAN STATE*	L, 1-4	A20	UNCG*	L, 6-8
M2	APPALACHIAN STATE* W, 4-3		A20	UNCG*	W, 5-4
M3	APPALACHIAN STATE* L, 4-10		A21	UNCG*	W, 7-5
M5	at North Carolina	L, 2-10	A23	at NC State	L, 3-4
M8	WESTERN CAROLINA* L, 4-9 (13)		A26	at Wofford*	W, 3-2
M9	WESTERN CAROLINA* W, 7-5		A26	at Wofford*	L, 8-10
M10	WESTERN CAROLINA* L, 2-5		A27	at Wofford*	L, 3-4
M13	at South Carolina	L, 4-12	M3	at The Citadel*	L, 7-22
M15	FURMAN*	L, 1-7	M4	at The Citadel*	W, 6-4
M16	FURMAN*	W, 22-2	M4	at The Citadel*	W, 12-8
M17	FURMAN*	W, 7-6 (10)	M8	N.C. CENTRAL	W, 6-4
M19	CORNELL	L, 9-10	M16	at Samford*	L, 2-14
M20	CORNELL	L, 2-3	M16	at Samford*	W, 10-5
M22	at Georgia Southern*	L, 4-6	M17	at Samford*	W, 12-1 (7)
M23	at Georgia Southern*	L, 2-3			
M24	at Georgia Southern*	L, 4-9			
M26	at Winthrop	L, 4-8			
M29	at Elon*	L, 1-6			
M30	at Elon*	L, 2-8			
M30	at Elon*	L, 2-8			
A2	at Duke	L, 3-9			
A5	UNCW	W, 2-1			
A6	at UNCW	L, 2-15			

* - Southern Conference game



DICK COOKE HEAD COACH

Hometown:Wall, N.J.
Alma mater (year):Richmond (1978)
Head coaching career:
.....Belmont Abbey, 1990
.....Davidson, 1991-present
Record at DAV (years):437-720-1 (23)
Career record (years):448-752-1 (24)



WILSON FIELD

2013 STATISTICS

Batting	AVG	GP	GS	AB	R	H	2B	3B	HR	RBI	TB	SLG%	BB	HBP	SO	GDP	OB%	SF	SH	SB	ATT	PO	A	E	FLD%
Forrest Brandt	.295	48	48	176	34	52	11	2	1	27	70	.398	26	6	41	3	.400	2	1	11	13	111	5	5	.959
Ryan Lowe	.295	41	41	149	20	44	10	0	5	25	69	.463	10	5	35	0	.360	0	1	4	4	36	15	4	.927
Nathan Becker	.292	49	49	168	29	49	10	1	1	14	64	.381	13	9	38	2	.374	0	2	5	6	103	2	2	.981
Andrew Barna	.282	49	49	195	31	55	8	1	12	34	101	.518	11	4	46	3	.330	2	3	6	7	375	39	2	.995
Michael Zeblo	.279	49	49	190	33	53	11	1	7	25	87	.458	19	6	47	1	.359	2	1	7	9	95	142	19	.926
David Daniels	.255	42	40	157	22	40	6	1	3	18	57	.363	17	0	24	1	.326	1	5	3	5	35	66	11	.902
Lee Miller	.238	39	37	126	16	30	5	2	6	23	57	.452	13	2	49	0	.315	2	3	5	5	33	6	2	.951
Sam Foy	.236	47	47	199	20	47	6	0	1	21	56	.281	13	4	41	2	.295	1	1	5	9	84	121	15	.932
Aaron Ruzinsky	.444	15	1	9	2	4	0	0	0	0	4	.444	0	0	2	0	.444	0	0	0	0	1	0	0	1.000
Andrew Pope	.242	29	10	33	7	8	0	2	1	3	15	.455	4	0	14	0	.324	0	3	0	3	35	1	0	1.000
Ben Arkin	.231	15	1	13	1	3	0	0	0	3	3	.231	3	0	4	0	.375	0	0	0	0	0	1	0	1.000
Daniel Gerow	.213	31	25	94	11	20	3	0	1	11	26	.277	3	1	20	1	.245	0	1	0	1	152	29	3	.984
Ty Middlebrooks	.213	23	12	47	7	10	3	0	0	3	13	.277	1	1	16	0	.240	1	0	2	2	19	0	1	.950
Chris Dyer	.188	26	24	80	9	15	2	0	1	9	20	.250	9	5	20	2	.305	1	1	0	1	165	20	5	.974
Jack McLindon	.167	23	7	36	4	6	1	0	0	3	7	.194	4	3	17	1	.302	0	1	1	1	7	17	2	.923
Aaron Tovskey	.167	7	0	6	1	1	0	0	0	0	1	.167	1	0	1	0	.286	0	0	0	0	0	0	0	.000
Danny Mooney	.000	1	1	0	0	0	0	0	0	0	0	.000	0	0	0	0	.000	0	0	0	0	7	9	1	.941
Bryan DaCanal	.000	1	0	0	0	0	0	0	0	0	0	.000	1	0	0	0	1.000	0	0	0	0	4	1	1	.889
Totals	.260	49	49	1678	247	437	76	10	39	219	650	.387	148	46	415	16	.335	12	23	49	66	1271	511	79	.958
Opponents	.306	49	49	1708	333	523	116	7	47	300	794	.465	212	40	314	32	.390	28	16	79	117	1292	456	71	.961

LOB - Team (371), Opp (400). DPs turned - Team (41), Opp (27). CI - Team (0), Opp (3). IBB - Team (1), Becker 1, Opp (11). Picked off - Zeblo 3, Lowe 2, Miller 2, Daniels 2, Pope 1, Barna 1.

Pitching	ERA	W	L	APP	GS	CG	SHO	CBO	SV	IP	H	R	ER	BB	SO	2B	3B	HR	AB	B/Avg	WP	HBP	BK	SFA	SHA	
30 Danny Mooney	4.71	6	4	14	13	0	0	0	0	78.1	94	45	41	29	70	25	0	7	317	.297	12	8	0	5	1	
17 Ryan Lowe	5.40	4	8	15	14	1	0	0	0	75.0	85	53	45	41	55	21	1	5	292	.291	9	10	0	3	5	
14 Rob Bain	5.64	2	4	15	9	0	0	0	0	52.2	73	37	33	16	28	16	1	5	218	.335	5	4	0	2	1	
<hr/>																										
31 Jake Batchelder	0.00	0	0	2	0	0	0	0	0	2.0	1	0	0	0	2	0	0	0	7	.143	0	1	0	0	0	
26 Clark Beeker	3.24	0	1	2	2	0	0	0	0	8.1	8	6	3	1	3	0	1	0	34	.235	0	1	0	0	0	
35 Matt Saeta	3.48	2	1	24	3	0	0	0	3	41.1	39	23	16	16	26	8	1	8	159	.245	4	4	0	2	1	
33 Nick Neitzel	4.29	1	2	10	3	1	0	0	0	21.0	17	11	10	14	21	2	0	2	77	.221	4	0	0	1	1	
12 Andrew Pope	4.91	0	0	3	0	0	0	0	0	3.2	3	2	2	2	3	1	0	0	14	.214	0	0	0	0	0	
20 Jip Richards	5.10	1	2	23	0	0	0	0	0	30.0	27	19	17	22	25	7	0	3	111	.243	9	1	0	2	1	
5 Michael Zeblo	5.23	1	2	10	0	0	0	0	4	10.1	15	7	6	8	9	1	0	1	44	.341	5	1	0	1	2	
34 Durin O'Linger	7.32	0	0	11	0	0	0	0	0	19.2	29	22	16	10	18	9	0	4	82	.354	1	2	1	3	0	
36 Justin Charles	7.71	0	0	15	0	0	0	0	0	9.1	10	8	8	11	9	3	0	1	39	.256	7	0	1	0	0	
23 Ryan Wood	8.10	0	0	4	0	0	0	0	0	3.1	8	7	3	3	3	2	0	0	18	.444	1	0	1	0	0	
4 Michael Goldberg	8.38	0	2	13	2	0	0	0	0	19.1	25	23	18	13	11	3	1	3	76	.329	4	1	0	2	3	
37 Bryan DaCanal	9.67	1	3	17	1	0	0	0	0	27.0	47	35	29	9	20	10	0	2	117	.402	2	3	1	4	0	
21 Rob Caudill	11.12	0	1	7	2	0	0	0	0	11.1	17	14	14	6	3	1	1	4	46	.370	0	1	1	3	1	
16 Lee Miller	13.50	0	0	3	0	0	0	0	0	3.1	8	5	5	2	4	2	0	0	18	.444	0	0	0	0	0	
32 Chad Moss	15.26	0	1	8	0	0	0	0	0	7.2	17	15	13	8	4	5	1	2	39	.436	2	1	1	0	0	
6 Ben Arkin	99.00	0	0	1	0	0	0	0	0	0.0	0	1	1	1	0	0	0	0	.000	0	2	0	0	0	0	
Totals	5.93	18	31	49	49	2	0	0	7	423.2	523	333	279	212	314	116	7	47	1708	.306	65	40	6	28	16	
Opponents	4.20	31	18	49	49	1	0	0	12	430.2	437	247	201	148	415	76	10	39	1678	.260	36	46	4	12	23	

PB - Team (4), Gerow 3, Dyer 1, Opp (4). Pickoffs - Team (19), Gerow 6, Bain 3, Saeta 2, Goldberg 2, Dyer 1, Mooney 1, Charles 1, DaCanal 1, Lowe 1, O'Linger 1, Opp (10). SBA/ATT - Dyer (41-59), Gerow (37-51), Lowe (21-27), Mooney (11-18), Bain (8-15), Saeta (6-8), Richards (4-8), DaCanal (5-7), Charles (1-5), Caudill (5-5), Moss (3-5), Neitzel (3-5), Goldberg (3-4), O'Linger (2-3), Beeker (3-3), Zeblo (3-3), Batchelder (1-1).



2014 SCHEDULE

Date	Opponent	Time
F14	CINCINNATI	4 p.m.
F15	CINCINNATI	2 p.m.
F16	CINCINNATI	1:30 p.m.
F18	NC STATE	4 p.m.
F21	WAGNER	4 p.m.
F22	WAGNER	2 p.m.
F23	WAGNER	1:30 p.m.
F25	UNCW	4 p.m.
F26	at North Carolina A&T	4 p.m.
F28	SAINT JOSEPH'S^	4 p.m.
M1	HIGH POINT^	12:30 p.m.
M2	GARDNER-WEBB^	4 p.m.
M4	at High Point	4 p.m.
M7	vs. Minnesota%	1:30 p.m.
M8	vs. UMBC%	10 a.m.
M8	at Coastal Carolina%	1:30 p.m.
M9	vs. UMBC%	10 a.m.
M11	LIBERTY	5 p.m.
M14	GEORGIA SOUTHERN*	6 p.m.
M15	GEORGIA SOUTHERN*	4 p.m.
M16	GEORGIA SOUTHERN*	1:30 p.m.
M19	at NC State	3 p.m.
M21	WESTERN CAROLINA*	6 p.m.
M22	WESTERN CAROLINA*	4 p.m.
M23	WESTERN CAROLINA*	1:30 p.m.
M25	at Wake Forest	6 p.m.
M26	WAKE FOREST	6 p.m.
M28	THE CITADEL*	6 p.m.
M29	THE CITADEL*	4 p.m.
M30	THE CITADEL*	1:30 p.m.
A1	N.C. A&T	6:30 p.m.
A2	CAMPBELL	6:30 p.m.
A4	at Samford*	7 p.m.
A5	at Samford*	3 p.m.
A6	at Samford*	2 p.m.
A9	HIGH POINT	6 p.m.
A11	at Wofford*	6 p.m.
A12	at Wofford*	3 p.m.
A13	at Wofford*	1 p.m.
A16	at North Carolina	6 p.m.
A18	APPALACHIAN ST.*	6:30 p.m.
A19	APPALACHIAN ST.*	6:30 p.m.
A20	APPALACHIAN ST.*	2 p.m.
A22	at UNCW	6 p.m.
A25	at UNCG*	6 p.m.
A26	at UNCG*	2 p.m.
A27	at UNCG*	1 p.m.
A29	COASTAL CAROLINA	6:30 p.m.
M2	DAVIDSON*	6:30 p.m.
M3	DAVIDSON*	3 p.m.
M4	DAVIDSON*	1 p.m.
M7	NORTH CAROLINA	6:30 p.m.
M9	at Furman*	6 p.m.
M10	at Furman*	12 p.m.
M11	at Furman*	1 p.m.
M13	at Liberty	7 p.m.
M20-25 at SoCon Championship (Riley Park; Charleston, S.C.)		
* Southern Conference game		
^ - Elon Invitational (Elon, N.C.)		
% - Chanticleer Classic (Myrtle Beach, S.C.)		

ELON QUICK FACTS

Location: Elon, N.C.
 Founded: 1889
 Enrollment: 6,029
 Nickname: Phoenix
 Colors: Maroon and Gold
 President: Dr. Leo M. Lambert
 Director of athletics: Dave Blank
 Stadium (capacity): Walter C. Latham Park (2,000)
 Press box phone: 336-278-6788

Head coach: Mike Kennedy
 Alma mater (year): Elon (1991)
 Record at Elon (years): 577-408-3 (17)
 Overall record (years): 577-408-3 (17)
 Baseball office phone: 336-278-6741
 Assistant coaches:
 Greg Starbuck (Winston-Salem State, 1991)
 Robbie Huffstetler (Appalachian State, 2001)
 Micah Posey (Florida State, 2011)

2013 record: 34-30
 Conference record (place): 18-11 (t2nd)
 Home: 15-12
 Away: 12-17
 Neutral: 7-1
 Letterwinners returning/lost: 15/13
 Position starters returning/lost: 5/4
 Starting pitchers returning/lost: 0/3
 Newcomers: 17

SoCon titles: 4
 SoCon Championship titles: 2
 Last SoCon Championship title: 2013

Baseball contact: Chris Rash
 Email: crash@elon.edu
 Office: 336-278-6712
 Cell: 336-263-4737
 Fax: 336-278-6768
 Website: ElonPhoenix.com

2014 PHOENIX ROSTER

No.	Name	Pos.	B/T	Ht.	Wt.	Cl.	Hometown/Previous School
1	Matt Harris	RHP	R/R	5-11	170	Fr.	Palm Beach Gardens, Fla./The Benjamin School
2	Nick Zammarelli	INF	L/R	6-2	188	Fr.	Lincoln, R.I./Lincoln
3	Graham Edwards	LHP	L/L	6-1	155	Fr.	Apex, N.C./Middle Creek
4	Travis Docimo	INF	R/R	6-0	170	Fr.	Stamford, Conn./Stamford
5	Sebastian Gomez	INF	R/R	5-9	167	Sr.	Miramar, Fla./American Heritage
6	Michael Elefante	RHP	R/R	6-2	209	So.	Chapel Hill, N.C./Chapel Hill
7	Casey Jones	UT	L/R	6-1	187	Jr.	Midlothian, Va./James River
8	Joey Tomko	INF	R/R	5-10	185	Jr.	Blacklick, Ohio/Gahanna Lincoln
10	Tyler Manez	LHP	L/L	6-3	185	So.	Massapequa, N.Y./Plainedge
11	Ryan Cooper	OF	R/R	5-10	191	Jr.	Owensville, Mo./Metropolitan CC-Maple Woods
13	Lucas Bakker	RHP	R/R	6-2	186	Jr.	Deception Bay, Australia/N. Iowa Area CC
14	Alec Bankhead	INF	L/R	6-0	180	So.	Asheboro, N.C./Greensboro Day
15	Wil Leathers	INF	R/R	5-7	170	Jr.	Greer, S.C./Spartanburg Methodist
16	Tyler McVicar	INF	R/R	6-3	219	Jr.	Melrose, Mass./IMG Academy
17	Danny Lynch	INF/C	L/R	5-10	199	So.	Miami, Fla./Columbus
18	Dimitri Lettas	RHP	R/R	6-0	177	Fr.	St. James, N.Y./Smithtown East
19	Robbie Welhaf	RHP	R/R	6-1	183	Fr.	Doylestown, Pa./Central Bucks East
20	Sam Paone	OF	L/R	6-2	184	Jr.	Jupiter, Fla./The Benjamin School
22	Andy Moore	INF	R/R	5-11	177	Jr.	Chandler, Ariz./Gateway CC
23	Jake Stalzer	LHP	L/L	6-3	182	Jr.	Albia, Iowa/Indian Hills CC
24	Jose Lazaro	RHP	R/R	6-0	186	Jr.	Guaynabo, Puerto Rico/Palm Beach CC
26	Ryan Pennell	LHP	L/L	6-4	225	Sr.	Mamaroneck, N.Y./Rye Neck
27	D.J. Paone	OF	L/R	6-2	196	Fr.	Jupiter, Fla./The Benjamin School
28	Quinn Bower	OF	R/R	5-10	180	Jr.	New Cumberland, Pa./Cedar Cliff
29	Brandon Kacer	LHP	L/L	6-2	196	So.	Miami, Fla./Palmetto
30	Jacob Baker	P	R/R	6-1	203	Sr.	Garner, N.C./Pitt CC
31	Blaine Bower	OF	R/R	5-10	176	Jr.	New Cumberland, Pa./Cedar Cliff
32	John Antonelli	P	R/R	6-1	182	Jr.	Miami, Fla./Westminster Christian
33	Nick Mira	C	S/R	5-11	190	Fr.	Miami, Fla./Miami Killian
34	Danny Crowe	OF	R/R	6-0	193	RFr.	Dobbs Ferry, N.Y./Dobbs Ferry
35	Chris Hall	C	R/R	6-2	197	RFr.	Winnetka, Ill./New Trier
36	Tucker Norton	INF	L/L	6-4	237	Fr.	Tallahassee, Fla./Leon
37	Grant Fisher	RHP	R/R	6-5	219	Jr.	Charlotte, N.C./Myers Park
38	Mike Krill	RHP	R/R	6-2	178	Fr.	Berkeley Lake, Ga./Saint Pius X
42	David Lowrey	OF	L/R	6-0	167	RFr.	Maitland, Fla./Orangewood Christian
44	Chris King	C/1B	L/R	6-2	205	Jr.	Portsmouth, R.I./Louisburg College



Dr. Leo M. Lambert
President



Dave Blank
Director of Athletics



Dr. Eric Hall
Faculty Athletics Rep.



Faith Shearer
Senior Woman Administrator



Chris Rash
Baseball SID



2013 RESULTS (34-30, 18-11 SOCON; T2ND)

Date	Opponent	Result	Date	Opponent	Result
F15	MARIST [^]	W, 11-3	A14	at Louisville	L, 0-4
F16	BOSTON COLLEGE [^]	L, 6-7	A17	at North Carolina	L, 5-14
F17	VCU [^]	L, 2-6	A20	WOFFORD*	W, 15-5
F20	at N.C. A&T	W, 7-5	A20	WOFFORD*	L, 5-11
F22	vs Kentucky%	L, 1-6	A21	WOFFORD*	W, 14-3
F24	vs Kansas St.%	W, 4-3	A23	at East Carolina	L, 5-8
F24	at Coastal Carolina%	W, 8-7	A26	at Georgia Southern*	L, 4-15
M1	FURMAN*	L, 4-10 (12)	A27	at Georgia Southern*	L, 4-12
M2	FURMAN*	W, 5-4 (12)	A28	at Georgia Southern*	W, 9-1
M3	FURMAN*	L, 6-10	A30	at Wake Forest	L, 1-2 (13)
M5	NC STATE	W, 24-12	M1	WAKE FOREST	L, 6-17
M8	COLL. OF CHARLESTON*	W, 3-2 (10)	M3	at Appalachian State*	L, 1-9
M9	COLL. OF CHARLESTON*	L, 6-11	M4	at Appalachian State*	W, 10-8
M10	COLL. OF CHARLESTON*	L, 4-7	M7	N.C. A&T	W, 8-7 (10)
M12	at UNCW	L, 3-7	M10	SAMFORD*	W, 10-8
M13	VIRGINIA TECH	W, 4-3	M11	SAMFORD*	W, 8-7
M15	at UNCG*	W, 14-8	M12	SAMFORD*	L, 4-6
M16	at UNCG*	W, 6-3	M22	at Furman&	L, 1-10
M17	at UNCG*	W, 8-4	M23	vs Coll. of Charleston&	W, 18-8
M20	PRINCETON	W, 12-11	M24	at Furman&	W, 8-1
M22	at Western Carolina*	L, 5-7	M25	vs Georgia Southern&	W, 11-4
M23	at Western Carolina*	W, 8-5	M25	vs Georgia Southern&	W, 7-6
M24	at Western Carolina*	W, 2-1	M26	vs The Citadel&	W, 6-5
M26	at High Point	L, 0-8	M31	vs UNCW+	W, 10-7
M27	EAST CAROLINA	L, 4-11	J1	at Virginia+	L, 0-2
M29	DAVIDSON*	W, 6-1	J2	vs UNCW+	W, 6-4
M30	DAVIDSON*	W, 8-2	J2	at Virginia+	L, 3-11
M30	DAVIDSON*	W, 8-2			
A2	HIGH POINT	W, 16-7			
A3	at NC State	L, 6-8			
A5	at The Citadel*	W, 8-5			
A6	at The Citadel*	L, 7-14			
A7	at The Citadel*	W, 8-6			
A9	NORTH CAROLINA	L, 3-15			
A10	UNCW	L, 5-8			
A12	at Louisville	L, 1-10			
A13	at Louisville	L, 5-7			

* - Southern Conference game
[^] - Country Inn and Suites Elan Invitational (Elon, N.C.)
 % - Caravelle Resort's Baseball at the Beach (Myrtle Beach, S.C.)
 & - SoCon Tournament (Fluor Field; Greenville, S.C.)
 + - NCAA Regional (Charlottesville, Va.)



MIKE KENNEDY HEAD COACH

Hometown: Fayetteville, N.C.
 Alma mater (year): Elon (1991)
 Head coaching career:
 Elon, 1997-present
 Record at Elon (years): 577-408-3 (17)
 Career record (years): 577-408-3 (17)



WALTER C. LATHAM PARK

2013 STATISTICS

Batting	AVG	GP	GS	AB	R	H	2B	3B	HR	RBI	TB	SLG%	BB	HBP	SO	GDP	OB%	SF	SH	SB	ATT	PO	A	E	FLD%
Sebastian Gomez	.323	60	58	232	39	75	16	1	3	42	102	.440	23	3	23	2	.388	2	5	11	17	110	53	9	.948
Ryan Kinsella	.313	63	63	256	56	80	19	3	21	78	168	.656	38	6	59	8	.409	3	2	7	8	580	53	12	.981
Antonio Alvarez	.300	63	62	220	58	66	17	1	4	44	97	.441	48	4	58	3	.431	2	2	10	14	93	178	27	.909
Alex Swim	.273	64	64	271	46	74	11	6	1	46	100	.369	19	5	18	6	.325	7	4	15	18	327	48	4	.989
Quinn Bower	.269	57	54	208	41	56	5	1	1	22	66	.317	28	14	37	3	.390	1	6	21	22	119	3	3	.976
Wil Leathers	.257	58	48	187	30	48	7	1	3	22	66	.353	15	10	41	3	.341	2	2	3	5	93	145	18	.930
Andrew MacDonald	1.000	1	0	1	0	1	0	0	0	0	1	1.000	0	0	0	0	1.000	0	0	0	0	2	17	0	1.000
Niko Fraser	.377	28	18	77	8	29	5	2	0	11	38	.494	2	3	11	1	.415	0	0	0	1	35	3	1	.974
Chris Schaedel	.313	33	9	48	5	15	2	0	0	3	17	.354	5	1	9	1	.389	0	1	1	1	11	1	2	.857
Chris King	.305	45	27	105	12	32	10	1	3	23	53	.505	8	0	33	1	.354	0	1	1	1	1	0	1	.500
Tyler McVicar	.292	38	17	65	11	19	3	0	1	8	25	.385	8	5	22	1	.405	1	2	0	0	48	3	2	.962
Casey Jones	.287	48	33	129	25	37	9	0	0	17	46	.357	20	0	23	0	.380	1	1	4	4	43	2	1	.978
Chris Bresnahan	.284	48	31	102	18	29	2	1	0	14	33	.324	16	7	27	1	.409	2	0	3	4	52	62	6	.950
Joey Tomko	.280	40	32	118	24	33	7	1	1	16	45	.381	20	2	33	7	.387	2	4	2	4	15	33	2	.960
Blaine Bower	.262	52	29	107	27	28	2	0	1	12	33	.308	16	4	33	1	.378	0	6	6	6	46	1	3	.940
Danny Lynch	.242	46	30	120	15	29	8	1	2	17	45	.375	12	2	31	7	.321	0	2	0	0	114	20	5	.964
Sam Paone	.111	11	0	9	0	1	0	0	0	1	1	.111	2	0	6	0	.273	0	0	0	0	2	0	0	1.000
Nick Bruno	.000	6	1	5	0	0	0	0	0	0	0	.000	0	0	2	0	.000	0	0	0	0	1	1	0	1.000
Nate Young	.000	1	0	2	0	0	0	0	0	0	0	.000	0	0	1	0	.000	0	0	0	0	0	5	0	1.000
Aaron Schuerman	.000	3	0	0	2	0	0	0	0	0	0	.000	0	0	0	0	.000	0	0	0	0	0	0	0	.000
Totals	.288	64	64	2262	417	652	123	19	41	376	936	.414	280	66	467	45	.379	23	38	84	105	1720	727	110	.957
Opponents	.290	64	64	2267	441	657	128	20	35	390	930	.410	251	71	452	35	.374	32	45	89	114	1715	700	81	.968

LOB - Team (538), Opp (506). DPs turned - Team (45), Opp (54). CI - Team (1), King (1), Opp (1). IBB - Team (9), Kinsella 5, Swim 3, Tomko 1, Opp (4). Picked off - QBower 4, Gomez 3, Alvarez 2, Leathers 2, Bresnahan 1, King 1, McVicar 1, Bower 1, Jones 1, Tomko 1, Kinsella 1.

Pitching	ERA	W	L	APP	GS	CG	SHO	CBO	SV	IP	H	R	ER	BB	SO	2B	3B	HR	AB	B/Avg	WP	HBP	BK	SFA	SHA
Kyle Webb	3.89	7	3	18	16	1	0	0	1	104.0	117	63	45	21	97	21	2	2	422	.277	6	16	2	2	5
Dylan Clark	3.95	6	4	13	12	0	0	0	0	79.2	86	44	35	16	54	21	1	4	312	.276	4	5	1	5	7
Spencer Medick	4.80	7	7	17	12	1	0	0	1	95.2	116	66	51	24	75	18	9	6	385	.301	5	12	2	6	7
Andrew MacDonald	2.09	5	1	23	2	1	0	0	4	51.2	41	16	12	20	33	9	0	2	182	.225	1	4	0	1	3
Ryan Pennell	5.87	3	2	24	0	0	0	0	0	30.2	33	21	20	19	22	8	0	1	120	.275	2	3	0	1	4
Nate Young	5.94	2	2	22	4	0	0	0	0	36.1	38	25	24	23	34	8	1	3	140	.271	4	2	1	1	2
Tyler Manez	6.82	1	3	16	3	0	0	0	0	30.1	41	28	23	19	27	13	2	3	119	.345	3	5	1	7	3
David Whitehead	6.89	1	4	9	6	0	0	0	0	32.2	45	36	25	15	25	9	0	2	141	.319	6	5	0	1	4
Jacob Baker	7.21	0	2	16	7	0	0	0	0	43.2	46	46	35	31	42	7	2	4	170	.271	12	5	0	3	2
John Antonelli	7.92	1	0	20	0	0	0	0	1	25.0	35	28	22	18	17	6	1	1	104	.337	2	3	0	3	2
Danny Lynch	9.24	0	1	10	0	0	0	0	0	12.2	15	14	13	7	5	1	0	4	44	.341	1	3	0	1	3
Brandon Kacer	10.12	1	0	14	2	0	0	0	0	16.0	22	21	18	13	13	4	1	2	67	.328	2	1	1	0	2
Jordan Darnell	10.80	0	1	17	0	0	0	0	0	13.1	17	21	16	19	7	1	1	1	51	.333	5	5	0	1	1
Alex Swim	43.20	0	0	4	0	0	0	0	0	1.2	5	12	8	6	1	2	0	0	10	.500	1	2	1	0	0
Totals	5.34	34	30	64	64	3	0	0	14	573.1	657	441	340	251	452	128	20	35	2267	.290	54	71	9	32	45
Opponents	5.79	30	34	64	64	0	3	3	9	571.2	652	417	368	280	467	123	19	41	2262	.288	67	66	8	23	38

PB - Team (14), Kinsella 7, Swim 6, King 1, Opp (11). Pickoffs - Team (19), Medick 6, Kinsella 3, MacDonald 3, Webb 2, Baker 1, Darnell 1, Swim 1, Whitehead 1, Clark 1, Opp (17). SBA/ATT - Swim (55-66), Kinsella (34-39), Webb (17-22), Clark (17-19), Medick (14-18), Whitehead (7-9), Antonelli (7-8), Pennell (8-8), MacDonald (0-6), Manez (5-6), Kacer (4-5), Baker (5-5), Young (2-3), Darnell (2-3), Lynch (1-2).



2014 SCHEDULE

Date	Opponent	Time
F14	NORFOLK STATE	4 p.m.
F15	XAVIER%	4 p.m.
F16	TOLEDO%	3 p.m.
F18	at East Tennessee State	3 p.m.
F21	VCU	4 p.m.
F22	VCU	4 p.m.
F23	VCU	1 p.m.
F25	at Georgia	4 p.m.
F28	vs. Maine^	1 p.m.
M1	at Stetson	7 p.m.
M2	vs. Iowa^	12 p.m.
M4	USC UPSTATE%	5 p.m.
M7	at Gardner-Webb	6 p.m.
M8	GARDNER-WEBB	4 p.m.
M9	at Gardner-Webb	2 p.m.
M11	at South Carolina	7 p.m.
M12	at Duke	4 p.m.
M15	HOFSTRA (DH)	12 p.m.
M16	HOFSTRA	1 p.m.
M18	UNC ASHEVILLE	6 p.m.
M21	at UNCG*	6 p.m.
M22	at UNCG*	2 p.m.
M23	at UNCG*	1 p.m.
M25	PRESBYTERIAN	6 p.m.
M28	at Samford*	7 p.m.
M29	at Samford*	3 p.m.
M30	at Samford*	2 p.m.
A1	at Clemson	6:30 p.m.
A4	DAVIDSON*	6 p.m.
A5	DAVIDSON*	4 p.m.
A6	DAVIDSON*	1 p.m.
A8	SOUTH CAROLINA%	7 p.m.
A11	at Western Carolina*	5 p.m.
A12	at Western Carolina*	2 p.m.
A13	at Western Carolina*	1 p.m.
A15	at Presbyterian	3 p.m.
A17	WOFFORD*	6 p.m.
A18	WOFFORD*	6 p.m.
A19	WOFFORD*	2 p.m.
A22	at UNC Asheville	6 p.m.
A25	at The Citadel*	6 p.m.
A26	at The Citadel*	2 p.m.
A27	at The Citadel*	1 p.m.
A30	GARDNER-WEBB	6 p.m.
M2	GEORGIA SOUTHERN*	7 p.m.
M3	GEORGIA SOUTHERN*	4 p.m.
M4	GEORGIA SOUTHERN*	1 p.m.
M7	EAST TENNESSEE ST.	4 p.m.
M9	ELON *	6 p.m.
M10	ELON *	12 p.m.
M11	ELON *	1 p.m.
M13	CLEMSON%	7 p.m.
M15	at Appalachian State*	6:30 p.m.
M16	at Appalachian State*	6:30 p.m.
M17	at Appalachian State*	1 p.m.
M20-25 at SoCon Championship		
(Riley Park; Charleston, S.C.)		
* - Southern Conference game		
% - Fluor Field; Greenville, S.C.		

FURMAN QUICK FACTS

Location: Greenville, S.C.
 Founded: 1826
 Enrollment: 2,600
 Nickname: Paladins
 Colors: Purple and White
 Interim president: Dr. Carl Kohrt
 Director of athletics: Dr. Gary Clark
 Stadium (capacity): Latham Stadium (2,000)
 Press box phone: 864-294-3066

Head coach: Ron Smith
 Alma mater (year): Furman (1979)
 Record at Furman (years): 500-597-3 (20)
 Overall record (years): 500-597-3 (20)
 Baseball office phone: 864-294-2146
 Assistant coaches:
 Jeff Whitfield (Lander, 2003)
 Mike Ranson (Lynchburg, 2003)
 Landon Powell (South Carolina, 2005)

2013 record: 32-25
 Conference record (place): 14-16 (6th)
 Home: 18-15
 Away: 14-10
 Neutral: 0-0
 Letterwinners returning/lost: 20/10
 Position starters returning/lost: 6/3
 Weekend starting pitchers returning/lost: 2/1
 Newcomers: 11

SoCon titles: 4
 SoCon Championship titles: 2
 Last SoCon Championship title: 2005

Baseball contact: Hunter Reid
 Email: hunter.reid@furman.edu
 Office: 864-294-2061
 Cell: 864-567-1663
 Fax: 864-294-3061
 Website: FurmanPaladins.com

2014 PALADINS ROSTER

No.	Name	Pos.	B/T	Ht.	Wt.	Cl.	Hometown/Previous School
1	Hunter Burton	SS	L/R	5-6	164	Sr	Williamston, S.C./Palmetto
2	Josh Black	OF/INF	R/R	6-0	180	Fr.	Charlotte, N.C./Providence
3	Sky Overton	OF	R/R	5-10	175	Fr.	Johns Creek, Ga./Johns Creek
4	Zack Greenwell	C	R/R	6-0	178	Jr.	Marietta, Ga./Mt. Paran Christian Academy
5	Anthony Buonopane	RHP	R/R	5-9	164	Sr.	Rumson, N.J./Choate Rosemary Hall School
6	Jake Jones	OF	L/R	6-2	182	Jr.	Valrico, Fla./Newsome
7	Chris Ohmstede	3B	R/R	5-9	191	Jr.	Marietta, Ga./The Walker School
8	Jake Wolff	RHP	R/R	6-1	183	Jr.	Mountain Rest, S.C./Walhalla
9	Alex Abrams	1B/RHP	L/R	6-2	213	Sr.	Charleston, S.C./Bishop England
11	Matt Towarnicky	SS/3B	R/R	6-2	160	So.	New Bern, N.C./New Bern
12	Matt Solter	RHP	R/R	6-3	195	Jr.	New Bern, N.C./New Bern
14	Steven Fondu	RHP	R/R	5-11	218	So.	Katonah, N.Y./Fordham Prep
15	Cullen Cosco	RHP	R/R	6-1	191	Fr.	Houston, Texas/Houston Christian School
16	Cameron Whitehead	C/OF	R/R	5-11	202	Fr.	Cincinnati, Ohio/Archbishop Moeller
18	Paul Barnhill	RHP	R/R	6-6	230	Fr.	Charlotte, N.C./Charlotte Country Day School
19	Andrew MacLatchie	C	R/R	6-4	195	So.	Charlotte, N.C./Providence
20	Ryan Griffith	RHP	R/R	5-10	175	So.	Gainesville, Ga./Gainesville
21	Griffin Davis	OF	R/R	5-10	222	So.	Atlanta, Ga./Marist
22	Greg Harrison	DH/1B/RHP	R/R	6-1	192	Sr.	Hilton Head, S.C./Spartanburg Methodist
23	Billy Greenfield	LHP	L/L	6-4	172	Fr.	Radnor, Pa./Radnor
24	Heath Burton	OF	R/R	5-6	163	Sr.	Williamston, S.C./Palmetto
25	Nolan Mullen	RHP	R/R	6-1	165	Fr.	Palm City, Fla./Martin County
26	Jake Kinsley	C	R/R	5-11	190	Jr.	Manhasset, N.Y./Regis
27	Jordan Simpson	2B	R/R	6-1	190	So.	Mason, Ohio/Archbishop Moeller
28	Kyle Simmons	OF	R/R	6-1	188	Fr.	West Friendship, Md./McDonough School
29	Will Dvorak	RHP	R/R	5-11	174	Fr.	Winter Park, Fla./Lake Highland Prep
30	Elliott Warford	RHP	R/R	6-2	190	Jr.	Ponte Vedra, Fla./Ponte Vedra
31	Tyler Wood	RHP	R/R	6-3	240	Sr.	St. Louis, Mo./Chaminade Prep
33	Matthew Quarles	RHP	R/R	6-0	193	Fr.	Greenwood, S.C./Emerald
34	Jacques de Gruy	RHP	R/R	6-4	200	Sr.	Dallas, Texas/Jesuit College Prep
36	Ryan Dittmar	LHP	L/L	6-4	204	Sr.	Follansbee, W.Va./Steubenville Catholic Central
38	Carter Grote	INF	R/R	5-10	176	Fr.	Pittsburgh, Pa./South Park
39	Brant Masters	RHP	R/R	6-3	256	Sr.	Lakeland, Fla./Lakeland
40	Ted Andrews	RHP	R/R	6-5	227	So.	Cincinnati, Ohio/Cincinnati Hills Christian Academy
41	Ryan Morse	LHP	L/L	6-4	214	Jr.	Coral Springs, Fla./Coral Springs Christian Academy
42	Jarrold Rickman	1B/DH	R/R	5-11	190	Jr.	Myrtle Beach, S.C./Carolina Forest
44	Harry Norman	LHP	L/L	6-5	193	So.	Montgomery, Ala./Loveless Academic Magnet School



Dr. Carl Kohrt
Interim President



Dr. Gary Clark
Director of Athletics



Dr. Bill Pierce
Faculty Athletics Rep.



Elaine Baker
Senior Woman Administrator



Hunter Reid
Baseball SID



2013 RESULTS (32-25, 14-16 SOCON; 6TH)

Date	Opponent	Result	Date	Opponent	Result
F15	MICHIGAN STATE%	W, 4-3	A10	at Winthrop	L, 4-13
F17	MIAMI%	W, 6-5	A12	at Wofford*	L, 8-10
F20	GARDNER-WEBB	L, 1-6	A13	at Wofford*	W, 13-3
F22	MIAMI	W, 6-5 (11)	A14	at Wofford*	L, 0-5
F23	MICHIGAN STATE%	W, 8-5	A19	at Coll. of Charleston*	W, 11-9
F23	CINCINNATI%	W, 5-1	A20	at Coll. of Charleston*	W, 6-5
F26	at South Carolina	L, 2-5	A21	at Coll. of Charleston*	L, 1-6
F27	USC UPSTATE	W, 6-5	A23	at USC Upstate%	W, 11-6
M1	at Elon*	W, 10-4 (12)	A26	THE CITADEL*	L, 0-6
M2	at Elon*	L, 4-5 (12)	A27	THE CITADEL*	L, 7-13
M3	at Elon*	W, 10-6	A27	THE CITADEL*	W, 14-10
M5	at Coastal Carolina	W, 4-1	M1	WINTHROP	W, 6-1
M6	at Coastal Carolina	W, 11-6	M3	at Georgia Southern*	W, 13-5
M8	APPALACHIAN STATE*W, 3-1		M4	at Georgia Southern* W, 5-3 (11)	
M9	APPALACHIAN STATE*W, 6-5		M5	at Georgia Southern*	L, 9-13
M10	APPALACHIAN ST.*L, 9-10 (11)		M8	at Clemson%	L, 2-14
M12	EASTERN KENTUCKY	W, 7-3	M8	CLEMSON%	L, 2-12
M15	at Davidson*	W, 7-1	M10	UNCG*	L, 4-16
M16	at Davidson*	L, 2-22	M11	UNCG*	W, 13-7
M17	at Davidson*%	L, 6-7 (10)	M12	UNCG*	W, 6-4
M19	at Georgia	W, 7-5	M14	at Gardner-Webb	W, 8-5
M22	SAMFORD*	L, 1-9	M16	DAYTON	W, 19-3
M22	SAMFORD*	L, 4-9	M17	DAYTON	W, 5-2
M23	SAMFORD*	L, 6-16	M22	ELON&	W, 10-1
M28	PRESBYTERIAN	L, 8-10	M23	GEORGIA SOUTHERN&	L, 2-3
M29	at Presbyterian	W, 8-3	M24	ELON&	L, 1-8
M30	PRESBYTERIAN	L, 2-6			
A3	SOUTH CAROLINA%	W, 6-5			
A5	WESTERN CAROLINA*W, 9-2				
A6	WESTERN CAROLINA*	L, 5-8			
A7	WESTERN CAROLINA* L, 3-9 (12)				

* - Southern Conference game

& - SoCon Tournament

(Fluor Field; Greenville, S.C.)

% - Fluor Field; Greenville, S.C.



RON SMITH HEAD COACH

Hometown: Elkhart, Ind.

Alma mater (year):..... Furman (1979)

Head coaching career:

..... Furman, 1994-present

Record at FUR (years):..... 500-597-3 (20)

Career record (years):..... 500-597-3 (20)



LATHAM STADIUM

2013 STATISTICS

Batting	AVG	GP	GS	AB	R	H	2B	3B	HR	RBI	TB	SLG%	BB	HBP	SO	GDP	OB%	SF	SH	SB	ATT	PO	A	E	FLD%		
Alex Abrams	.335	49	48	185	39	62	11	1	6	35	93	.503	25	0	36	1	.407	4	1	1	3	339	31	3	.992		
Taylor Johnson	.332	57	57	247	47	82	17	0	10	56	129	.522	14	4	46	6	.376	1	0	5	7	143	2	5	.967		
Jordan Simpson	.317	56	53	202	28	64	9	1	2	29	81	.401	9	3	33	6	.353	1	3	9	11	99	155	12	.955		
Griffin Davis	.295	50	32	132	21	39	11	0	0	15	50	.379	16	8	23	3	.404	0	0	4	8	55	2	1	.983		
Chris Ohmstede	.291	57	57	227	42	66	10	0	14	49	118	.520	13	2	46	4	.329	4	4	3	5	52	99	13	.921		
Hunter Burton	.288	57	55	219	38	63	11	2	0	14	78	.356	33	3	43	3	.385	2	5	14	24	77	137	26	.892		
Will Muzika	.284	56	56	232	49	66	15	1	6	31	101	.435	29	8	54	1	.379	3	3	23	30	132	6	2	.986		
Paul Nitto	.269	56	56	219	36	59	16	0	4	34	87	.397	14	10	41	3	.336	4	1	0	0	392	58	6	.987		

Greg Harrison	.412	22	21	85	18	35	13	1	5	23	65	.765	5	2	11	3	.452	1	0	0	1	0	0	0	.000		
Max Kadish	.333	9	0	6	3	2	0	0	0	0	2	.333	0	1	2	0	.429	0	0	0	0	1	0	0	1.000		
Jake Jones	.312	37	25	93	12	29	3	1	0	8	34	.366	15	3	13	3	.423	0	0	2	3	37	0	0	1.000		
Harrison Farmer	.238	15	4	21	1	5	0	0	0	5	5	.238	2	2	6	0	.360	0	0	0	0	20	2	0	1.000		
Jarrod Rickman	.237	35	19	76	6	18	2	1	1	14	25	.329	7	2	20	2	.314	1	0	1	1	2	0	0	1.000		
Andrew MacLachrie	.210	24	18	62	5	13	4	0	3	10	26	.419	6	1	20	0	.290	0	0	0	0	117	15	5	.964		
Heath Burton	.189	33	5	37	8	7	1	1	0	3	10	.270	2	3	17	0	.286	0	1	2	4	17	0	2	.895		
Matt Towarnicky	.158	15	5	19	2	3	0	0	0	0	3	.158	2	2	4	2	.304	0	0	0	0	11	15	3	.897		
Zack Greenwell	.100	19	2	20	0	2	0	0	0	1	2	.100	2	0	4	1	.174	1	2	0	0	48	5	0	1.000		
Ryan Griffith	.000	1	0	0	1	0	0	0	0	0	0	.000	0	0	0	0	.000	0	0	0	0	1	0	1	.500		
Ryan Dittmar	.000	1	0	0	0	0	0	0	0	0	0	.000	0	0	0	0	.000	0	0	0	0	0	1	0	1.000		
Totals	.295	57	57	2082	356	615	123	9	51	327	909	.437	194	54	419	38	.367	22	20	64	97	1557	588	87	.961		
Opponents	.286	57	57	2042	371	584	87	13	50	323	847	.415	230	58	417	31	.370	29	36	79	104	1542	590	91	.959		

LOB - Team (478), Opp (470). DPs turned - Team (44), Opp (44). CI - Team (3), MacLachrie 2, Nitto 1, Opp (4). IBB - Team (5), Johnson 2, Jones 1, Nitto 1, Muzika 1, Opp (5). Picked off - Muzika 4, Hu. Burton 1, He. Burton 1, Jones 1, Ohmstede 1, Davis 1, Nitto 1.

Pitching	ERA	W	L	APP	GS	CG	SHO	CBO	SV	IP	H	R	ER	BB	SO	2B	3B	HR	AB	B/Avg	WP	HBP	BK	SFA	SHA
Alex Abrams	2.43	5	1	17	7	0	0	0	0	63.0	54	20	17	17	48	6	0	4	229	.236	1	1	0	2	5
Nate Smith	3.59	7	4	17	17	0	0	0	0	100.1	104	50	40	34	98	12	2	15	386	.269	9	7	0	1	8
Brant Masters	3.38	1	0	11	0	0	0	0	0	10.2	11	9	4	4	5	1	0	1	42	.262	1	1	0	1	0
Ben Carlson	4.64	5	3	30	0	0	0	0	4	52.1	65	29	27	11	45	11	0	3	218	.298	5	2	0	3	3
Matt Solter	4.66	0	1	26	1	0	0	0	7	36.2	35	22	19	22	33	6	3	2	140	.250	5	1	0	2	3
Ryan Dittmar	4.91	2	2	20	1	0	0	0	0	22.0	22	12	12	14	13	2	2	0	85	.259	0	2	1	1	0
Drake Browne	5.76	2	2	32	0	0	0	0	0	29.2	33	25	19	18	26	6	0	3	116	.284	3	10	0	3	3
Tyler Wood	6.03	2	2	11	8	0	0	0	0	31.1	34	24	21	13	14	4	0	5	119	.286	4	2	0	3	3
Elliott Warford	6.04	2	5	26	7	0	0	0	1	53.2	79	53	36	18	37	7	1	4	235	.336	4	5	0	5	4
Ryan Morse	6.85	1	0	20	0	0	0	0	1	23.2	15	18	18	24	32	2	0	3	79	.190	5	8	1	2	1
Jake Wolff	7.69	2	2	16	12	0	0	0	0	45.2	55	43	39	20	37	10	1	7	180	.306	2	9	0	2	4
Jacques de Gruy	7.94	2	3	10	3	0	0	0	2	28.1	37	27	25	18	21	9	1	1	115	.322	12	5	1	0	1
Matt Plate	10.61	0	0	9	1	0	0	0	0	9.1	16	16	11	5	4	2	2	2	43	.372	3	1	0	3	1
Ryan Griffith	12.00	0	0	9	0	0	0	0	0	9.0	17	17	12	11	2	7	1	0	38	.447	4	3	0	1	0
Emil Brignola	13.50	1	0	5	0	0	0	0	0	3.1	7	6	5	1	2	2	0	0	17	.412	1	1	0	0	0
Totals	5.25	32	25	57	57	0	0	0	15	519.0	584	371	303	230	417	87	13	50	2042	.286	59	58	3	29	36
Opponents	5.04	25	32	57	57	5	2	0	3	514.0	615	356	288	194	419	123	9	51	2082	.295	61	54	3	22	20

PB - Team (13), Nitto 6, MacLachrie 5, Greenwell 2, Opp (8). Pickoffs - Team (10), Warford 3, Smith 2, Dittmar 1, Wolff 1, Nitto 1, de Gruy 1, MacLachrie 1, Opp (10). SBA/ATT - Nitto (51-65), MacLachrie (21-28), Carlson (20-21), Smith (13-19), Warford (10-12), Wolff (7-9), Greenwell (6-8), Griffith (4-7), Morse (5-7), Dittmar (4-6), Abrams (4-6), Wood (3-6), Browne (4-4), Masters (2-3), Solter (1-2), de Gruy (1-1), Plate (1-1).



GEORGIA SOUTHERN

2014 SCHEDULE

Date	Opponent	Time
F14	at Georgia	5 p.m.
F15	at Georgia	1 p.m.
F16	at Georgia	1 p.m.
F19	GEORGIA TECH	6 p.m.
F21	MD. EASTERN SHORE	6 p.m.
F22	MD. EASTERN SHORE (DH)	4 p.m.
F23	MD. EASTERN SHORE	1:30 p.m.
F26	at Mercer	4 p.m.
F28	OHIO	6 p.m.
M1	SIUE	5 p.m.
M2	SIUE	1:30 p.m.
M2	OHIO	5 p.m.
M5	at College of Charleston	6 p.m.
M7	HOLY CROSS	6 p.m.
M8	HOLY CROSS	2:30 p.m.
M9	HOLY CROSS	1:30 p.m.
M11	NORTH FLORIDA	6 p.m.
M14	at Elon*	6 p.m.
M15	at Elon*	4 p.m.
M16	at Elon*	1:30 p.m.
M18	CLEMSON	6 p.m.
M19	CLEMSON	4 p.m.
M21	APPALACHIAN ST.*	6 p.m.
M22	APPALACHIAN ST.*	2:30 p.m.
M23	APPALACHIAN ST.*	1:30 p.m.
M25	at North Florida	6 p.m.
M28	at Davidson*	6 p.m.
M29	at Davidson*	2 p.m.
M30	at Davidson*	1 p.m.
A1	JACKSONVILLE	6 p.m.
A2	KENNESAW STATE	6 p.m.
A4	at The Citadel*	6 p.m.
A5	at The Citadel*	2 p.m.
A6	at The Citadel*	1 p.m.
A8	at Georgia Tech	6 p.m.
A11	UNCG*	6 p.m.
A12	UNCG*	4:30 p.m.
A13	UNCG*	1:30 p.m.
A15	MERCER	6 p.m.
A16	COLL. OF CHARLESTON	6 p.m.
A18	SAMFORD*	6 p.m.
A19	SAMFORD*	2:30 p.m.
A20	SAMFORD*	1:30 p.m.
A22	at Bethune-Cookman	6 p.m.
A25	at Wofford*	6 p.m.
A26	at Wofford*	3 p.m.
A27	at Wofford*	1 p.m.
A30	at Kennesaw State	6 p.m.
M2	at Furman*	7 p.m.
M3	at Furman*	4 p.m.
M4	at Furman*	1 p.m.
M9	WESTERN CAROLINA*	6 p.m.
M10	WESTERN CAROLINA*	2:30 p.m.
M11	WESTERN CAROLINA*	1:30 p.m.
M13	at Jacksonville	6:30 p.m.
M20-25	at SoCon Championship	
	(Riley Park; Charleston, S.C.)	

* - Southern Conference game

GEORGIA SOUTHERN QUICK FACTS

Location: Statesboro, Ga.
 Founded: 1906
 Enrollment: 20,517
 Nickname: Eagles
 Colors: Blue and White
 President: Dr. Brooks A. Keel
 Director of athletics: Tom Kleinlein
 Stadium (capacity): J.I. Clements Stadium (3,000)
 Press box phone: 912-478-2508

Head coach: Rodney Hennon
 Alma mater (year): Western Carolina (1993)
 Record at GSU (years): 500-342 (14)
 Overall record (years): 581-380-1 (16)
 Baseball office phone: 912-478-1350
 Assistant coaches:
 B.J. Green (Alabama, 2002)
 Chris Moore (Western Carolina, 1999)
 Josh McDonald (Georgia Southwestern, 2006)

2013 record: 27-32
 Conference record (place): 13-17 (7th)
 Home: 16-14
 Away: 10-16
 Neutral: 1-2
 Letterwinners returning/lost: 13/13
 Position starters returning/lost: 5/4
 Starting pitchers returning/lost: 1/2
 Newcomers: 23

SoCon titles: 5
 SoCon Championship titles: 5
 Last SoCon Championship title: 2011

Baseball contact: Barrett Gilham
 Email: bgilham@georgiasouthern.edu
 Office: 912-478-5448
 Cell: 912-678-5051
 Fax: 912-478-0046
 Website: GSEagles.com

2014 EAGLES ROSTER

No.	Name	Pos.	B/T	Ht.	Wt.	Cl.	Hometown/Previous School
2	Stryker Brown	OF	L/R	5-11	175	Sr.	Dalton, Ga./Dalton
3	Will Middour	RHP	R/R	5-10	200	R-Jr.	Atlanta, Ga./Lakeside
5	Josh Black	OF	S/R	6-1	177	Fr.	Albany, Ga./Westover
6	Kyle Streicher	OF	R/R	6-0	160	So.	Grayson, Ga./Grayson
7	Caleb Pressey	RHP	R/R	6-1	175	Fr.	Swainsboro, Ga./ECI
8	Aaron Mizell	OF	L/R	5-10	155	Jr.	McRae, Ga./Telfair County
11	Cole Watson	INF	R/R	6-0	175	So.	Canton, Ga./Woodstock
12	Zack Schlosser	RHP	R/R	6-0	165	R-Fr.	Suwannee, Ga./Lambert
13	Dalton Busby	INF	R/R	6-1	170	Jr.	Bradenton, Fla./State College of Florida
14	Evan Challenger	LHP	L/L	6-1	175	So.	Mount Dora, Fla./Mount Dora
16	Kody Adams	OF	L/L	6-0	195	Jr.	Williamson, Ga./Darton
17	Will Jackson	RHP	R/R	6-5	190	Fr.	Milton, Ga./Milton
18	Ben Morgan	INF	R/R	5-9	175	Sr.	Evans, Ga./Greenbrier
19	Jordan Howard	RHP	R/R	6-4	225	Fr.	Cordele, Ga./Crisp Academy
21	Hunter Thomas	OF	L/R	5-10	180	Jr.	Johns Creek, Ga./Chattahoochee
22	Jason Richman	LHP	L/L	6-3	205	So.	Alpharetta, Ga./Milton
23	Chase Griffin	C	R/R	6-0	190	Jr.	Leesburg, Ga./Lee County
24	Garrett Chapman	INF	R/R	5-11	192	Fr.	Florence, S.C./West Florence
25	Tyler Payne	RHP	R/R	6-2	175	Fr.	Macon, Ga./Stratford Academy
27	Garren Palmer	INF/OF	R/R	6-2	215	Sr.	Dalton, Ga./Dalton
29	Eric Alonzo	RHP	R/R	6-0	170	Jr.	Hoschton, Ga./Middle Georgia
30	Ryan Cleveland	INF	L/L	6-3	225	Fr.	Toccoa, Ga./Stephens County
31	Josh Wirsu	RHP	R/R	6-0	174	Jr.	Harlem, Ga./Harlem
32	Sam Howard	LHP	L/L	6-3	170	Jr.	Cartersville, Ga./Cartersville
33	Avery Fagan	RHP	R/R	6-2	170	Fr.	Loganville, Ga./Loganville
34	Clint Taylor	RHP	R/R	6-3	210	So.	Eastman, Ga./Dodge County
35	C.J. Brazil	C	R/R	6-0	175	Fr.	Marietta, Ga./Blessed Trinity Catholic
36	Patrick Riley	RHP	R/R	5-11	175	Jr.	Duluth, Ga./Tallahassee CC
37	Aaron Palmer	INF	R/R	5-10	175	Fr.	Jesup, Ga./Wayne County
38	Byron Yelverton	LHP	L/L	6-2	190	Fr.	Ponte Vedra, Fla./Ponte Vedra
40	Tripp Sheppard	RHP	R/R	6-6	226	Jr.	Shady Dale, Ga./Georgia Perimeter
41	Patrick Smith	C	R/R	6-0	160	Fr.	Kennesaw, Ga./North Cobb
42	Cal Baker	INF	R/R	5-10	170	Fr.	Cylo, Ga./Effingham County
43	Adam Kelly	RHP	R/R	6-4	185	Fr.	Gainesville, Ga./North Hall
44	Robbie Dodds	OF	R/R	5-10	207	Sr.	Mt. Pleasant, S.C./Spartanburg Methodist
45	Matt McCall	RHP	R/R	6-3	190	Sr.	Valdosta, Ga./Mercer
46	Ryan Frederick	RHP	R/R	5-11	190	So.	Springfield, Ga./SCAD



Dr. Brooks A. Keel
President



Tom Kleinlein
Director of Athletics



Dr. Chris Geyerman
Faculty Athletics Rep.



Cathy Beene
Senior Woman Administrator



Barrett Gilham
Baseball SID

2013 RESULTS (27-32, 13-17 SOCON; 7TH)

Date	Opponent	Result
F15	GEORGIA	L, 5-6
F16	GEORGIA	W, 3-2
F17	GEORGIA	W, 11-2
F20	at Florida	W, 8-7 (12)
F22	INDIANA	W, 12-7
F24	INDIANA	L, 5-11
F26	GEORGIA TECH	L, 4-11
F27	GEORGIA TECH	L, 8-14
M1	XAVIER	L, 4-11
M2	XAVIER	W, 7-5
M3	XAVIER	W, 9-3
M6	at Kennesaw State	L, 0-5
M8	WOFFORD*	W, 7-2
M9	WOFFORD*	W, 3-0
M10	WOFFORD*	W, 7-5
M12	at Mercer	W, 10-8
M15	at Samford*	L, 2-6
M16	at Samford*	W, 18-14
M17	at Samford*	W, 6-3
M19	at Georgia Tech	W, 5-4
M22	DAVIDSON*	W, 6-4
M23	DAVIDSON*	W, 3-2
M24	DAVIDSON*	W, 9-4
M26	JACKSONVILLE	W, 11-4
M28	at UNCG*	W, 8-4
M29	at UNCG*	L, 4-5
M30	at UNCG*	L, 6-10
A2	at Jacksonville	W, 8-4
A5	at Appalachian State*	L, 5-9
A6	at Appalachian State*	L, 0-2
A7	at Appalachian State*	W, 8-7
A9	at Charleston Southern	W, 3-2
A12	THE CITADEL*	L, 0-11

Date	Opponent	Result
A13	THE CITADEL*	L, 0-1 (11)
A14	THE CITADEL*	L, 2-8
A16	MERCER	L, 3-5
A17	KENNESAW STATE	L, 3-8
A19	at Western Carolina*	L, 3-9
A20	at Western Carolina*	L, 8-9
A21	at Western Carolina*	L, 4-7
A26	ELON*	W, 15-4
A27	ELON*	W, 12-4
A28	ELON*	L, 1-9
A30	at North Florida	L, 4-5 (11)
M1	CHARLESTON SO.	W, 7-6
M3	FURMAN*	L, 5-13
M4	FURMAN*	L, 3-5 (11)
M5	FURMAN*	W, 13-9
M10	at Clemson	L, 1-7
M11	at Clemson	L, 0-7
M12	at Clemson	L, 6-11
M14	NORTH FLORIDA	L, 2-5
M16	at Coll. of Charleston*	L, 2-7
M17	at Coll. of Charleston*	L, 2-3
M18	at Coll. of Charleston*	L, 6-8
M23	vs. Coll. of Charleston&	W, 2-0
M23	at Furman&	W, 3-2
M25	vs. Elon&	L, 4-11
M25	vs. Elon&	L, 6-7

* - Southern Conference game

& - SoCon Tournament

(Fluor Field; Greenville, S.C.)



RODNEY HENNON HEAD COACH

Hometown: Dalton, Ga.

Alma mater (year):.. Western Carolina (1993)

Head coaching career:

..... Western Carolina, 1998-99

..... Georgia Southern, 2000-present

Record at GSU (years):.....500-342 (14)

Career record (years):.....581-380-1 (16)



J.I. CLEMENTS STADIUM

2013 STATISTICS

Batting	AVG	GP	GS	AB	R	H	2B	3B	HR	RBI	TB	SLG%	BB	HBP	SO	GDP	OB%	SF	SH	SB	ATT	PO	A	E	FLD%
Ben Morgan	.307	59	59	241	48	74	16	2	6	36	112	.465	28	5	63	2	.388	2	5	27	35	83	143	21	.915
Robbie Dodds	.305	54	51	213	29	65	11	2	3	33	89	.418	15	4	46	3	.361	1	0	2	2	108	5	3	.974
T.D. Davis	.288	59	59	222	48	64	16	0	13	48	119	.536	31	2	60	5	.375	4	0	4	4	474	49	4	.992
Chase Griffin	.272	59	59	239	39	65	10	1	4	47	89	.372	26	4	48	6	.344	7	0	0	0	424	61	10	.980
Tyler Avera	.271	52	48	181	18	49	7	0	0	24	56	.309	10	0	25	5	.306	2	5	0	1	80	123	9	.958
Stryker Brown	.252	53	36	147	26	37	3	1	1	16	45	.306	24	3	25	3	.366	1	2	5	5	48	5	1	.981
Scooter Williams	.237	53	46	177	33	42	11	0	2	15	59	.333	19	19	58	1	.369	2	1	21	25	89	1	4	.957
Kyle Streicher	.204	53	41	142	21	29	7	2	0	14	40	.282	8	7	47	2	.277	2	4	2	6	111	1	0	1.000
Brent Pugh	.197	53	42	127	23	25	4	0	3	17	38	.299	22	4	46	2	.329	2	6	2	3	42	76	11	.915
Hunter Thomas	.273	6	6	22	1	6	3	0	0	6	9	.409	1	2	5	0	.360	0	0	1	2	15	0	0	1.000
Zac Lenns	.271	40	22	85	10	23	4	0	0	10	27	.318	12	5	11	1	.388	1	3	0	1	23	0	1	.958
Arthur Owens	.247	36	29	97	9	24	5	0	0	12	29	.299	11	4	18	1	.345	1	2	1	2	5	11	2	.889
Garren Palmer	.224	32	11	49	7	11	3	0	0	7	14	.286	8	4	21	0	.377	0	0	7	9	9	1	0	1.000
Michael McClellan	.188	10	4	16	1	3	0	0	0	1	3	.188	3	1	7	0	.350	0	0	0	0	2	0	0	1.000
Cole Watson	.073	24	18	55	9	4	0	0	0	2	4	.073	12	4	34	0	.282	0	1	4	6	23	40	6	.913
Casey Kicklighter	.000	1	0	1	0	0	0	0	0	0	0	.000	0	0	0	0	.000	0	0	0	0	0	0	0	.000
Totals	.259	59	59	2014	322	521	100	8	32	288	733	.364	230	68	514	31	.350	25	29	76	101	1578	608	79	.965
Opponents	.310	59	59	2140	364	664	125	15	48	328	963	.450	199	33	449	37	.374	26	40	69	96	1572	629	89	.961

LOB - Team (474), Opp (496). DPs turned - Team (48), Opp (41). CI - Team (0), Opp (2). IBB - Team (10), Davis, T 9, Griffin 1, Opp (16). Picked off - Morgan 3, Brown, S 2, Davis, T 2, Williams, S 2, Thomas, H 1, Streicher 1, Watson 1.

Pitching	ERA	W	L	APP	GS	CG	SHO	CBO	SV	IP	H	R	ER	BB	SO	2B	3B	HR	AB	B/Avg	WP	HBP	BK	SFA	SHA
Justin Hess	3.69	5	6	23	13	1	1	1	4	95.0	98	50	39	34	120	16	2	8	370	.265	13	6	0	3	4
Sam Howard	5.55	6	7	23	11	0	0	0	0	84.1	105	58	52	35	87	19	4	4	342	.307	9	5	0	2	5
Jason Richman	6.12	4	5	16	14	0	0	1	0	72.0	98	55	49	28	42	20	1	6	298	.329	10	4	0	3	8
Josh Stevenson	7.11	1	5	19	12	0	0	0	0	69.2	110	61	55	23	63	24	2	9	308	.357	7	5	1	1	4
Evan Challenger	4.23	1	1	17	5	0	0	0	0	38.1	51	29	18	10	24	8	0	3	155	.329	0	2	0	7	3
Chris Myers	4.86	1	2	32	0	0	0	0	0	37.0	46	22	20	15	25	7	1	5	148	.311	2	5	1	4	7
Clint Taylor	5.14	0	0	9	0	0	0	0	0	14.0	18	8	8	4	5	3	1	2	57	.316	1	0	0	0	1
Kyle Rowe	5.52	4	4	17	0	0	0	0	2	29.1	42	18	18	11	21	5	1	3	122	.344	4	1	0	1	2
Drew Johnson	5.65	1	0	20	0	0	0	0	0	28.2	27	18	18	8	18	5	1	2	107	.252	0	3	0	1	2
Matt McCall	6.14	3	2	24	4	0	0	1	4	51.1	62	38	35	20	43	15	2	5	207	.300	2	2	0	4	4
Heath Durand	7.11	1	0	8	0	0	0	0	0	6.1	7	7	5	11	1	3	0	1	26	.269	1	0	0	0	0
Totals	5.42	27	32	59	59	1	2	1	10	526.0	664	364	317	199	449	125	15	48	2140	.310	49	33	2	26	40
Opponents	4.31	32	27	59	59	2	5	4	10	524.0	521	322	251	230	514	100	8	32	2014	.259	60	68	4	25	29

PB - Team (8), Griffin 8, Opp (11). Pickoffs - Team (10), Hess 4, Rowe 2, McCall 1, Howard, S 1, Johnson 1, Myers 1, Opp (12). SBA/ATT - Griffin (68-86), Hess (15-23), Howard, S (12-19), Stevenson (10-13), Challenger (7-11), McCall (10-11), Richman (5-6), Rowe (5-6), Johnson (3-5), Myers (1-1), Taylor, C (1-1).



2014 SCHEDULE

Date	Opponent	Time
F14	GEORGE WASHINGTON	4 p.m.
F15	GEORGE WASHINGTON	2 p.m.
F16	GEORGE WASHINGTON	1 p.m.
F18	DUKE	4 p.m.
F19	UNC ASHEVILLE	4 p.m.
F21	at Georgia Tech	4 p.m.
F22	at Georgia Tech	2 p.m.
F23	at Georgia Tech	1 p.m.
F25	WAKE FOREST	4 p.m.
F26	HIGH POINT	4 p.m.
F28	GEORGETOWN	4 p.m.
M1	GEORGETOWN	2 p.m.
M2	GEORGETOWN	1 p.m.
M4	OHIO	4 p.m.
M5	EAST CAROLINA	4 p.m.
M7	vs. UMBC [^]	10 a.m.
M8	vs. Minnesota [^]	5 p.m.
M9	at Coastal Carolina [^]	5 p.m.
M11	at East Carolina	5 p.m.
M12	at UNCW	4 p.m.
M15	PRINCETON	2 p.m.
M16	PRINCETON	1 p.m.
M17	PRINCETON	6 p.m.
M19	MD. EASTERN SHORE	6 p.m.
M21	FURMAN*	6 p.m.
M22	FURMAN*	2 p.m.
M23	FURMAN*	1 p.m.
M25	vs. N.C. A&T%	6 p.m.
M28	at Appalachian State*	4 p.m.
M29	at Appalachian State*	3 p.m.
M30	at Appalachian State*	1 p.m.
A2	N.C. A&T	6 p.m.
A4	WESTERN CAROLINA*	6 p.m.
A5	WESTERN CAROLINA*	2 p.m.
A6	WESTERN CAROLINA*	1 p.m.
A8	at Wake Forest	6 p.m.
A11	at Georgia Southern*	6 p.m.
A12	at Georgia Southern*	4:30 p.m.
A13	at Georgia Southern*	1:30 p.m.
A15	at High Point	6 p.m.
A17	at Davidson*	6 p.m.
A18	at Davidson*	6 p.m.
A19	at Davidson*	2 p.m.
A22	at Duke	6 p.m.
A25	ELON*	6 p.m.
A26	ELON*	2 p.m.
A27	ELON*	1 p.m.
M2	SAMFORD*	6 p.m.
M3	SAMFORD*	2 p.m.
M4	SAMFORD*	1 p.m.
M9	at Wofford*	6 p.m.
M10	at Wofford*	3 p.m.
M11	at Wofford*	1 p.m.
M15	at The Citadel*	4 p.m.
M16	at The Citadel*	4 p.m.
M17	at The Citadel*	2 p.m.
M20-25 at SoCon Championship (Riley Park; Charleston, S.C.)		
* - Southern Conference game		
[^] - Chanticleer Classic (Myrtle Beach, S.C.)		
% - NewBridge Bank Park (Greensboro, N.C.)		

UNCG QUICK FACTS

Location:Greensboro, N.C.
 Founded:1891
 Enrollment:18,502
 Nickname:Spartans
 Colors:Blue and Gold
 Chancellor:Dr. Linda P. Brady
 Director of athletics:Kim Record
 Stadium (capacity):UNCG Baseball Stadium (3,500)
 Press box phone:336-334-5625

Head coach:Link Jarrett
 Alma mater (year):Florida State (1994)
 Record at UNCG (years):24-31 (1)
 Overall record (years):24-31 (1)
 Baseball office phone:336-334-3247
 Assistant coaches:
Jerry Edwards (North Carolina Wesleyan, 1999)
Matt Boykin (Barton College, 2003)
Joey Holcomb (Huntingdon, 2006)

2013 record:24-31
 Conference record (place):11-19 (10th)
 Home:16-18
 Away:7-13
 Neutral:1-0
 Letterwinners returning/lost:21/12
 Position starters returning/lost:2/7
 Starting pitchers returning/lost:2/1
 Newcomers:13

SoCon titles:1
 SoCon Championship titles:0
 Last SoCon Championship title:N/A

Baseball contact:Chip Welch
 Email:chip.welch@uncg.edu
 Office:336-334-5615
 Cell:336-420-6342
 Fax:336-334-3182
 Website:UNCGSpartans.com

2014 SPARTANS ROSTER

No.	Name	Pos.	B/T	Ht.	Wt.	Cl.	Hometown/Previous School
1	Kendall McDowell	OF	L/R	5-8	185	Fr.	Fayetteville, N.C./Gray's Creek
2	Nin Marrero	INF	R/R	6-0	170	R-So.	Greensboro, N.C./Western Guilford
3	Ricky Guile	INF	R/R	5-10	175	R-So.	Lebanon, N.J./North Hunterdon
4	Julian Abreu	OF	L/L	5-11	165	R-Fr.	Miami, Fla./Florida Christian
6	Brennen James	RHP	R/R	6-0	170	Jr.	Taylorsville, N.C./Alexander Central
7	Lee Gilliam	RHP	R/R	6-2	185	Jr.	Chapel Hill, N.C./Chapel Hill
8	Brandon Browne	LHP	L/L	6-2	185	Jr.	Hope Mills, N.C./Gray's Creek
9	L.J. Kalawaia	OF	L/R	6-0	175	Jr.	Wailuku, Hawai'i/Ohlone College
10	Hunter King	INF	R/R	5-11	190	Jr.	Mason City, Iowa/Northern Iowa Area CC
11	Taylor Stephens	INF	L/R	6-0	155	Fr.	Raleigh, N.C./Garner
12	Bryan White	RHP	R/R	6-2	190	Fr.	Woodstock, Ga./Etowah
13	Nick Jones	RHP	R/R	6-5	195	R-So.	Woodstock, Ga./Etowah
14	Jordan McDonald	INF	R/R	6-1	197	Jr.	Perth, Australia/Chattanooga State
15	Sean Guite	INF	R/R	6-1	175	Sr.	Huntington Beach, Calif/Irvine Valley CC
16	Dylan Thompson	RHP	R/R	6-2	175	Sr.	Snow Camp, N.C./Guilford Technical CC
17	Dylan Hathcock	LHP	L/L	6-3	190	Sr.	Tampa, Fla./Gaither
18	Jake Hall	C	R/R	6-2	195	So.	Asheboro, N.C./Southwestern Randolph
20	Gavin Russell	RHP	R/R	6-3	190	Fr.	Raleigh, N.C./Cary
21	Tyler Long	OF/LHP	L/L	6-0	190	Jr.	Halifax, Va./Louisburg College
22	Max Povse	RHP	R/R	6-7	210	Jr.	Cary, N.C./Green Hope
23	Zac MacAneney	OF	L/L	5-9	190	R-Jr.	Gibsonville, N.C./Virginia Tech
24	Nick Chapman	OF	L/R	6-1	175	Jr.	Morganton, N.C./Patton
25	Blair Betts	LHP	L/L	6-1	195	R-Jr.	Cary, N.C./Indiana
26	Ryan Clark	RHP/1B	R/R	6-4	200	So.	Johnson City, N.Y./Johnson City
27	Tyler Frazier	RHP	R/R	6-3	185	Jr.	Fairfax Station, Va./South County
28	Caleb Henley	LHP	L/L	6-7	240	R-Jr.	Salisbury, N.C./East Rowan
29	Andrew George	LHP	L/L	6-1	180	Fr.	Miami, Fla./Florida Christian
30	Adam Swim	RHP	R/R	5-10	170	Fr.	Greensboro, N.C./Northwest Guilford
32	Adam Anderson	LHP	R/L	5-11	200	So.	Georgetown, Ontario/Christ the King
33	Aaron Wright	INF	L/R	6-2	210	Jr.	Asheville, N.C./Chattanooga State
34	Eric Kalbfleisch	OF	L/L	6-2	180	Jr.	Pilot Mountain, N.C./North Stokes
35	Jake Kusz	C	R/R	6-2	195	Fr.	Durham, N.C./Riverside
38	Dillon Stewart	INF	R/R	6-0	185	Fr.	Dunn, N.C./Triton
44	Adam Boghosian	RHP	R/R	6-1	185	R-Jr.	Cary, N.C./Green Hope



Dr. Linda P. Brady
Chancellor



Kim Record
Director of Athletics



Dr. David Wyrick
Faculty Athletics Rep.



Jody Smith
Senior Woman Administrator



Chip Welch
Baseball SID

2013 RESULTS (24-31, 11-19 SOCON; 10TH)

Date	Opponent	Result	Date	Opponent	Result
F15	ARMY	W, 7-4	A12	APPALACHIAN ST.*	L, 1-9
F17	ARMY	W, 8-5	A13	APPALACHIAN ST.*	W, 6-5 (11)
F20	UNC ASHEVILLE	W, 10-9	A14	APPALACHIAN ST.*	L, 5-9
F23	DAYTON	W, 8-2	A16	WAKE FOREST	L, 4-11
F24	DAYTON	L, 2-3	A20	at Davidson*	W, 8-6
F24	DAYTON	L, 8-9	A20	at Davidson*	L, 4-5
M1	ALBANY	L, 5-8	A21	at Davidson*	L, 5-7
M2	ALBANY	W, 9-0	A24	at Campbell	L, 7-10
M3	ALBANY	W, 9-8 (10)	A26	WESTERN CAROLINA*	L, 3-7
M5	at East Carolina	L, 9-11	A27	WESTERN CAROLINA*	L, 7-10
M8	MARIST	L, 3-7	A27	WESTERN CAROLINA*	L, 5-15
M9	MARIST	W, 9-4	A30	N.C. A&T	W, 6-2
M10	MARIST	W, 6-5	M3	at Samford*	L, 9-15
M12	LEHIGH	L, 8-9	M4	at Samford*	W, 8-3
M13	RHODE ISLAND	L, 8-18	M5	at Samford*	W, 7-6
M15	ELON*	L, 8-14	M10	at Furman*	W, 16-4
M16	ELON*	L, 3-6	M11	at Furman*	L, 7-13
M17	ELON*	L, 4-8	M12	at Furman*	L, 4-6
M19	at NC State	W, 8-5 (11)	M14	DUKE	L, 2-12
M20	PRINCETON	W, 9-7	M16	THE CITADEL*	L, 2-12
M22	at Wofford*	W, 10-9	M17	THE CITADEL*	W, 13-11
M22	at Wofford*	L, 1-4	M18	THE CITADEL*	W, 7-4
M23	at Wofford*	L, 2-3			
M26	vs. N.C. A&T%	W, 10-4			
M28	GEORGIA SOUTHERN*	L, 4-8			
M29	GEORGIA SOUTHERN*	W, 5-4			
M30	GEORGIA SOUTHERN*	W, 10-6			
A1	N.C. CENTRAL	W, 17-8			
A2	at Wake Forest	L, 4-5			
A5	at Coll. of Charleston*	W, 12-0			
A6	at Coll. of Charleston*	L, 3-11			
A7	at Coll. of Charleston*	L, 2-3 (10)			
A9	at Duke	L, 2-17			

* - Southern Conference game
% - NewBridge Bank Park



LINK JARRETT HEAD COACH

Hometown:Tallahassee, Fla.
Alma mater (year):.....Florida State (1994)
Head coaching career:
.....UNCG, 2013-present
Record at UNCG (years):.....24-31 (1)
Career record (years):.....24-31 (1)



UNCG BASEBALL STADIUM

2013 STATISTICS

Batting	AVG	GP	GS	AB	R	H	2B	3B	HR	RBI	TB	SLG%	BB	HBP	SO	GDP	OB%	SF	SH	SB	ATT	PO	A	E	FLD%
Christian Wolfe	.421	48	48	209	47	88	17	2	4	39	121	.579	19	0	38	5	.463	3	2	5	7	97	3	1	.990
Benigno Marrero	.352	54	54	199	36	70	10	0	3	28	89	.447	16	3	26	4	.405	2	5	5	7	93	123	14	.939
TJ Spina	.319	53	53	204	46	65	10	4	2	26	89	.436	11	11	30	1	.380	3	5	10	12	100	130	17	.931
Eric Kalbfleisch	.310	52	49	197	30	61	21	2	4	31	98	.497	16	1	34	3	.361	2	0	4	5	80	4	0	1.000
Zach Leach	.308	38	38	143	23	44	10	1	2	17	62	.434	13	2	33	0	.366	3	5	9	12	68	3	2	.973
Cambric Moye	.303	53	52	195	30	59	3	0	6	35	80	.410	26	3	44	6	.391	1	0	2	3	359	49	7	.983
Trevor Edwards	.287	53	53	216	42	62	14	0	13	49	115	.532	23	7	30	6	.362	8	0	1	1	135	31	15	.917
Lloyd Enzor	.284	54	54	208	34	59	14	1	7	47	96	.462	26	3	49	2	.367	3	0	0	2	312	16	3	.991
Ray Crawford	.279	34	28	136	19	38	6	2	0	9	48	.353	5	1	29	5	.310	0	0	1	2	16	23	13	.750
Cole Harrison	.321	26	12	53	15	17	2	1	0	11	21	.396	5	2	15	1	.387	2	0	1	2	42	0	1	.977
Zac MacAneney	.272	40	25	114	17	31	4	1	1	19	40	.351	9	0	19	1	.323	1	2	7	9	39	1	1	.976
Shawn Hendon	.258	13	6	31	5	8	1	1	0	3	11	.355	2	0	10	0	.303	0	0	0	1	5	11	3	.842
Nick Chapman	.250	15	1	8	3	2	0	0	0	0	2	.250	0	0	4	0	.250	0	0	0	0	10	1	0	1.000
Jake Hall	.233	19	5	30	3	7	2	0	0	4	9	.300	1	2	11	1	.303	0	0	1	1	61	11	0	1.000
Sean Guite	.200	19	11	35	7	7	0	1	0	3	9	.257	5	1	8	0	.310	1	3	1	1	10	17	6	.818
Julian Abreu	.200	7	6	20	2	4	1	0	0	2	5	.250	2	0	1	0	.273	0	2	1	1	13	0	1	.929
Ryan Clark	.000	1	0	2	0	0	0	0	0	0	0	.000	0	0	1	0	.000	0	0	0	0	3	3	0	1.000
Totals	.311	55	55	2000	359	622	115	16	42	323	895	.448	179	36	382	35	.373	29	24	48	66	1466	511	92	.956
Opponents	.291	55	55	1940	406	565	109	22	35	356	823	.424	276	75	427	28	.395	27	38	85	116	1460	587	70	.967

LOB - Team (452), Opp (485). DPs turned - Team (34), Opp (42). CI - Team (1), Moye 1, Opp (3). IBB - Team (7), Edwards 4, Wolfe 3, Opp (9). Picked off - Wolfe 3, Crawford 2, MacAneney 2, Leach 1, Chapman 1, Kalbfleisch 1, Moye 1, Edwards 1.

Pitching	ERA	W	L	APP	GS	CG	SHO	CBO	SV	IP	H	R	ER	BB	SO	2B	3B	HR	AB	B/Avg	WP	HBP	BK	SFA	SHA	
Lee Gilliam	3.69	2	4	12	12	0	0	1	0	68.1	63	38	28	33	58	6	4	4	262	.240	3	10	0	2	5	
Max Povse	4.75	4	4	14	14	1	1	0	0	77.2	76	56	41	33	81	18	2	7	307	.248	4	17	1	0	4	
Corey Taylor	8.08	1	7	20	10	0	0	0	2	55.2	81	55	50	32	49	19	3	3	234	.346	6	7	0	2	5	

Nick Jones	0.00	0	0	1	0	0	0	0	0	1.0	0	0	0	0	0	0	0	0	3	.000	0	0	0	0	0	
Ryan Clark	2.05	5	1	26	0	0	0	0	2	30.2	29	10	7	5	25	3	1	0	114	.254	3	5	0	2	1	
Caleb Henley	4.85	1	0	25	1	0	0	0	1	26.0	23	16	14	26	26	5	0	1	93	.247	3	5	2	2	1	
Brennen James	6.00	2	1	22	7	0	0	0	0	36.0	41	28	24	19	25	9	0	2	140	.293	7	3	0	2	4	
Tyler Frazier	6.50	1	3	26	0	0	0	0	0	36.0	33	27	26	32	38	6	2	2	130	.254	11	0	1	5	4	
Dylan Thompson	6.51	1	4	20	4	0	0	1	0	27.2	42	31	20	9	17	5	1	2	120	.350	8	6	0	4	2	
Dylan Hathcock	6.85	3	4	23	3	0	0	0	4	44.2	56	37	34	19	39	12	2	7	176	.318	4	3	0	4	4	
Adam Anderson	7.00	1	0	16	0	0	0	1	0	9.0	17	11	7	8	6	1	1	1	42	.405	1	0	0	0	0	
Dominique Vattuon	7.31	2	0	29	0	0	0	0	0	44.1	57	42	36	17	43	13	2	6	188	.303	8	10	1	0	4	
Adam Boghosian	9.50	0	1	13	0	0	0	0	0	18.0	22	22	19	21	12	6	1	0	69	.319	12	4	0	2	3	
Blair Betts	11.57	1	1	11	0	0	0	0	0	7.0	9	12	9	8	5	3	0	0	28	.321	1	3	0	2	1	
Brandon Browne	28.35	0	1	7	4	0	0	0	0	6.2	16	21	21	14	3	3	3	0	34	.471	2	2	0	0	0	
Totals	6.19	24	31	55	55	1	2	1	9	488.2	565	406	336	276	427	109	22	35	1940	.291	73	75	5	27	38	
Opponents	5.66	31	24	55	55	0	0	0	15	486.2	622	359	306	179	382	115	16	42	2000	.311	49	36	8	29	24	

PB - Team (9), Moye 5, Hall 4, Opp (11). Pickoffs - Team (16), Moye 4, Taylor 3, Clark 2, Thompson 2, James 1, Povse 1, Gilliam 1, Anderson 1, Henley 1, Opp (11). SBA/ATT - Moye (72-91), Povse (22-24), Gilliam (9-16), Hall (10-15), Taylor (8-14), Vattuone (11-13), Frazier (7-10), Hathcock (6-8), James (3-7), Henley (6-7), Boghosian (3-5), Thompson (4-5), Edwards (3-4), Clark (3-4), Anderson (2-2), Browne (1-1).

2014 SCHEDULE

Date	Opponent	Time
F14	VALPARAISO	7 p.m.
F15	VALPARAISO	3 p.m.
F16	VALPARAISO	2 p.m.
F21	MEMPHIS	5 p.m.
F22	MEMPHIS	3 p.m.
F23	MEMPHIS	2 p.m.
F26	UAB	4 p.m.
F28	BUTLER	7 p.m.
M1	BUTLER	3 p.m.
M2	BUTLER	1 p.m.
M4	at Troy	7 p.m.
M5	JACKSONVILLE ST.	7 p.m.
M7	ULM	7 p.m.
M8	ULM	3 p.m.
M9	ULM	2 p.m.
M11	at Alabama	7:05 p.m.
M14	at Louisville	3 p.m.
M15	at Louisville	1 p.m.
M16	at Louisville	1 p.m.
M18	ALABAMA STATE	7 p.m.
M21	at The Citadel*	6 p.m.
M22	at The Citadel*	2 p.m.
M23	at The Citadel*	1 p.m.
M25	at Jacksonville State	7 p.m.
M28	FURMAN*	7 p.m.
M29	FURMAN*	3 p.m.
M30	FURMAN*	2 p.m.
A1	at Auburn	7 p.m.
A2	at Alabama A&M	4:30 p.m.
A4	ELON*	7 p.m.
A5	ELON*	3 p.m.
A6	ELON*	2 p.m.
A9	at Alabama State	7 p.m.
A11	at Davidson*	7 p.m.
A12	at Davidson*	2 p.m.
A13	at Davidson*	1 p.m.
A15	AUBURN	7 p.m.
A18	at Georgia Southern*	6 p.m.
A19	at Georgia Southern*	2:30 p.m.
A20	at Georgia Southern*	1:30 p.m.
A22	TROY	7 p.m.
A25	WESTERN CAROLINA*	7 p.m.
A26	WESTERN CAROLINA*	3 p.m.
A27	WESTERN CAROLINA*	2 p.m.
A29	ALABAMA	7 p.m.
M2	at UNCG*	6 p.m.
M3	at UNCG*	2 p.m.
M4	at UNCG*	1 p.m.
M6	ALABAMA A&M	7 p.m.
M7	at UAB	7:30 p.m.
M9	APPALACHIAN ST.*	7 p.m.
M10	APPALACHIAN ST.*	3 p.m.
M11	APPALACHIAN ST.*	2 p.m.
M16	at Wofford*	6 p.m.
M17	at Wofford* (DH)	2 p.m.
M20-25 at SoCon Championship (Riley Park; Charleston, S.C.)		
All times Eastern		
* - Southern Conference game		

SAMFORD QUICK FACTS

Location:Birmingham, Ala.
 Founded:1841
 Enrollment:4,715
 Nickname:Bulldogs
 Colors:Red and Blue
 President:Dr. Andrew Westmoreland
 Director of athletics:Martin Newton
 Stadium (capacity):Joe Lee Griffin Field (1,000)
 Press box phone:205-726-4167

Head coach:Casey Dunn
 Alma mater (year):Auburn (1999)
 Record at Samford (years):272-248 (9)
 Overall record (years):272-248 (9)
 Baseball office phone:205-726-2134
 Assistant coaches:
Tony David (South Alabama, 1996)
Matthew Addison (Mississippi College)
Tyler Shrout (Transylvania, 2006)

2013 record:27-30
 Conference record (place):12-17 (8th)
 Home:18-13
 Away:8-14
 Neutral:1-3
 Letterwinners returning/lost:24/10
 Position starters returning/lost:3/5
 Starting pitchers returning/lost:2/1
 Newcomers:14

SoCon titles:0
 SoCon Championship titles:1
 Last SoCon Championship title:2012

Baseball contact:Joey Mullins
 Email:jmmull1@samford.edu
 Office:205-726-2799
 Cell:205-532-3477
 Fax:205-726-2132
 Website:SamfordSports.com

2014 BULLDOGS ROSTER

No.	Name	Pos.	B/T	Ht.	Wt.	Cl.	Hometown/Previous School
1	Frankie Navarrete	SS	R/R	5-8	140	So.	Miami, Fla./Columbus
2	Parker Curry	RHP/IF	R/R	5-9	155	So.	Pelham, Ala./Pelham
3	Jared Watson	OF/C	R/R	5-10	185	R-So.	Jacksonville, Fla./Episcopal
5	Jordan Wren	OF	L/L	6-1	190	Fr.	Peachtree City, Ga./Landmark Christian
6	T.J. Dixon	OF	L/L	5-11	170	Fr.	Mobile, Ala./UMS Wright
7	Danny Rodriguez	SS	L/R	5-10	182	So.	Miami, Fla./Doral Academy
8	Tyler Filliben	IF	R/R	6-2	197	R-Jr.	So. Miami, Fla./Columbus
9	Damon Waller	UT	R/R	6-2	228	R-So.	Atlanta, Ga./Woodward Academy
10	Brandon Powell	OF	R/R	6-0	190	Sr.	Houston, Texas/Second Baptist
11	Caleb Bryson	OF/1B	R/R	6-1	205	Sr.	Thomasville, Ga./Middle Georgia CC
12	Cole Limbaugh	RHP	R/R	6-3	203	Jr.	Childersburg, Ala./Childersburg
13	Richard Greene	C	R/R	6-4	186	So.	Birmingham, Ala./Oak Mountain
14	Phillip Flach	RHP/IF	R/R	5-11	176	R-So.	Homewood, Ala./Homewood
15	Brandon Haarer	OF	R/R	6-1	227	R-So.	Sarasota, Fla./Sarasota
17	Chase Traffica	RHP	R/R	6-2	205	Sr.	Birmingham, Ala./La.-Lafayette
18	Evan Holland	RHP/IF	R/R	6-3	225	Fr.	Guntersville, Ala./Guntersville
19	Anthony Gonzalez	3B/SS	R/R	5-8	171	So.	Miami, Fla./Westminster Christian
21	Patrick Maronde	RHP	R/R	6-3	205	R-Jr.	Lexington, Ky./Coastal Carolina
22	Heath Quinn	OF	R/R	6-3	195	Fr.	Birmingham, Ala./Oak Mountain
23	Andres Gracia	RHP	R/R	6-3	232	Jr.	Miami, Fla./Christopher Columbus
24	Alex Milazzo	RHP	R/R	6-3	207	Sr.	Birmingham, Ala./Shelton St. CC
25	Alex Ledford	RHP	R/R	6-3	210	Jr.	Asheville, N.C./Louisburg College
26	Gage Pregno	LHP	L/L	6-1	180	Fr.	Millbrook, Ala./Edgewood Acad.
27	Luke Leeth	LHP	L/L	5-10	183	R-So.	Huntsville, Ala./Huntsville
28	Mark Donham	RHP	R/R	6-4	206	R-Jr.	Tequesta, Fla./Jupiter
29	Cody Pugh	RHP	R/R	6-2	175	Fr.	Buford, Ga./Millcreek
32	Hunter Swilling	RHP/IF	R/R	6-0	185	Fr.	Columbus, Ga./Columbus
33	Patrick McGavin	LHP/1B	L/L	6-1	208	Sr.	Spanish Fort, Ala./N.W. Florida CC
34	Eric Wright	LHP	L/L	6-4	215	Sr.	Sarasota, Fla./Seminole CC
35	Tripp Martin	IF	R/R	6-1	214	R-Jr.	Pelham, Ala./Coastal Carolina
36	Charles Terry	RHP	R/R	6-2	213	Sr.	Birmingham, Ala./Mountain Brook
37	Meade Kendrick	IF	R/R	5-11	180	R-Fr.	Memphis, Tenn./Houston
38	Drew McWhorter	C	R/R	5-8	204	R-Sr.	Duluth, Ga./Middle Georgia College
41	Jared Brasher	RHP	R/R	6-3	200	Fr.	Pell City, Ala./Pell City
45	Mikel Belcher	RHP	R/R	6-5	240	Jr.	Fort Walton Beach, Fla./Chipola CC



Dr. Andrew Westmoreland
President



Martin Newton
Director of Athletics



Emily Hynds
Faculty Athletics Rep.



Michelle Durban
Senior Woman Administrator



Joey Mullins
Baseball SID

2013 RESULTS (27-30, 12-17 SOCON; 8TH)

Date	Opponent	Result	Date	Opponent	Result
F15	YOUNGSTOWN ST.	W, 5-3 (7)	A7	WOFFORD*	W, 8-4
F15	YOUNGSTOWN ST.	W, 17-3	A9	UAB	W, 11-4
F16	YOUNGSTOWN ST.	W, 13-0	A10	TROY	L, 4-15
F17	YOUNGSTOWN ST.	L, 4-6	A12	at Western Carolina*	L, 8-9
F19	ALABAMA A&M	W, 12-1	A13	at Western Carolina*	L, 7-21
F22	vs. Purdue%	L, 4-9	A14	at Western Carolina*	L, 2-5
F23	at Mississippi State%	L, 2-8	A16	AUBURN	L, 2-6
F24	vs. Purdue%	W, 6-3	A19	ARK.-PINE BLUFF	W, 7-1
F24	at Mississippi State%	L, 1-8	A20	ARK.-PINE BLUFF	W, 8-2
F26	at Alabama	L, 4-5	A21	ARK.-PINE BLUFF	W, 17-9
M1	PURDUE	W, 8-0	A23	at Troy	L, 2-8
M2	PURDUE	W, 4-1	A26	at Appalachian State*	L, 5-10
M3	PURDUE	W, 13-6	A27	at Appalachian State*	W, 19-2
M6	at Alabama A&M	W, 7-6	A30	at UAB	W, 4-3
M8	at The Citadel*	L, 3-12	M3	UNCG*	W, 15-9
M9	at The Citadel*	L, 1-2	M4	UNCG*	L, 3-8
M10	at The Citadel*	W, 14-8	M5	UNCG*	L, 6-7
M12	JACKSONVILLE ST.	W, 12-2	M8	at Auburn	L, 3-9
M15	GEORGIA SOUTHERN*	W, 6-2	M10	at Elon*	L, 8-10
M16	GEORGIA SOUTHERN*	L, 14-18	M11	at Elon*	L, 7-8
M17	GEORGIA SOUTHERN*	L, 3-6	M12	at Elon*	W, 6-4
M19	ALABAMA	L, 7-15	M16	DAVIDSON*	W, 14-2
M22	at Furman*	W, 9-1	M16	DAVIDSON*	L, 5-10
M22	at Furman*	W, 9-4	M17	DAVIDSON*	L, 1-12 (7)
M23	at Furman*	W, 16-6	M22	vs. Western Carolina&	L, 7-13
M29	COLL. OF CHARLESTON*	L, 7-9 (11)	M23	vs. Appalachian State&	L, 1-2
M29	COLL. OF CHARLESTON*	L, 7-13	* - Southern Conference game		
M30	COLL. OF CHARLESTON*	L, 0-10	% - Diamond Classic (Starkville, Miss.)		
A2	at Jacksonville St.	L, 11-12 (10)	& - SoCon Tournament		
A5	WOFFORD*	W, 3-2	(Fluor Field; Greenville, S.C.)		
A6	WOFFORD*	W, 3-2			



CASEY DUNN HEAD COACH

Hometown:Birmingham, Ala.
Alma mater (year):Auburn (1999)
Head coaching career:
.....Samford, 2005-present
Record at SAM (years):272-248 (9)
Career record (years):272-248 (9)



JOE LEE GRIFFIN FIELD

2013 STATISTICS

Batting	AVG	GP	GS	AB	R	H	2B	3B	HR	RBI	TB	SLG%	BB	HBP	SO	GDP	OB%	SF	SH	SB	ATT	PO	A	E	FLD%
C.K. Irby	.383	55	55	222	49	85	16	4	8	59	133	.599	28	3	32	3	.450	5	0	6	7	50	14	2	.970
Christiaan Durdal	.361	54	53	194	53	70	14	0	14	53	126	.649	28	8	30	3	.451	5	1	6	6	129	3	1	.992
Phillip Ervin	.337	55	54	196	58	66	14	2	11	40	117	.597	39	6	25	3	.459	1	0	21	23	131	6	5	.965
Tommy Corbin	.282	54	54	195	43	55	7	0	0	33	62	.318	29	8	41	2	.390	4	2	1	3	41	83	10	.925
Drew McWhorter	.264	37	35	125	13	33	11	0	1	16	47	.376	8	7	30	4	.333	4	1	1	1	193	20	7	.968
Caleb Bryson	.260	53	53	192	32	50	7	0	9	36	84	.438	25	4	53	6	.356	1	0	3	4	405	18	10	.977
Zeth Stone	.260	52	50	204	45	53	11	3	3	24	79	.387	20	4	20	3	.335	2	6	11	11	63	113	8	.957
Austin Allison	.246	39	38	122	26	30	5	1	1	10	40	.328	20	10	30	3	.392	1	4	9	11	59	97	7	.957
Anthony Gonzalez	.375	9	1	8	1	3	1	0	0	2	4	.500	2	1	0	0	.500	1	0	0	0	2	6	0	1.000
Patrick McGavin	.315	29	21	89	13	28	9	0	0	23	37	.416	6	2	14	0	.360	3	1	1	2	58	14	5	.935
Brandon Haarer	.282	29	20	78	12	22	5	0	1	12	30	.385	6	4	10	2	.360	1	1	1	3	41	0	1	.976
Richard Greene	.279	33	22	68	8	19	3	1	0	10	24	.353	7	2	11	3	.354	2	4	0	0	169	36	5	.976
Jared Watson	.244	23	11	41	8	10	2	0	1	6	15	.366	5	3	8	0	.367	0	1	2	4	44	2	0	1.000
Frankie Navarrete	.240	36	30	104	22	25	4	0	2	16	35	.337	10	5	27	0	.333	1	3	6	7	42	74	14	.892
Damon Waller	.240	31	9	50	10	12	2	1	2	13	22	.440	7	0	14	1	.322	2	0	0	0	27	1	1	.966
Will Davis	.222	10	0	9	0	2	0	0	0	2	2	.222	0	1	3	1	.300	0	0	0	0	1	0	0	1.000
Brandon Powell	.216	38	3	37	5	8	1	0	0	6	9	.243	4	0	8	1	.293	0	0	0	0	14	0	0	1.000
Sam Few	.200	11	0	10	1	2	0	0	0	1	2	.200	2	2	1	0	.429	0	0	0	0	6	0	1	.857
Danny Rodriguez	.148	17	4	27	6	4	0	0	0	3	4	.148	5	0	3	2	.281	0	0	0	0	7	20	1	.964
Gardner Heaner	.000	5	0	5	0	0	0	0	0	0	0	.000	0	0	1	0	.000	0	0	0	0	0	0	0	.000
Charles Terry	.000	1	0	0	0	0	0	0	0	0	0	.000	0	0	0	0	.000	0	0	0	0	0	3	0	1.000
Totals	.292	57	57	1976	405	577	112	12	53	365	872	.441	251	70	361	37	.385	33	24	68	82	1494	557	89	.958
Opponents	.292	57	57	1983	376	579	104	16	37	322	826	.417	225	67	385	33	.378	27	36	57	79	1479	546	90	.957

LOB - Team (471), Opp (473). DPs turned - Team (45), Opp (41). CI - Team (5), McWhorter 3, Greene 2, Opp (1). IBB - Team (7), Ervin 3, Corbin 1, Waller 1, Bryson 1, Durdaller 1, Opp (9). Picked off - Ervin 3, Stone 2, Corbin 1, Waller 1, Durdaller 1, Haarer 1, Greene 1, Watson 1.

Pitching	ERA	W	L	APP	GS	CG	SHO	CBO	SV	IP	H	R	ER	BB	SO	2B	3B	HR	AB	B/Avg	WP	HBP	BK	SFA	SHA	
C.K. Irby	4.14	7	6	15	14	3	1	0	0	91.1	80	46	42	33	90	7	4	9	332	.241	2	5	2	3	5	
Alex Milazzo	4.40	6	2	12	12	0	0	1	0	61.1	65	41	30	31	50	13	2	2	250	.260	8	4	1	1	2	
Eric Wright	5.05	5	4	16	13	0	0	0	0	76.2	90	53	43	20	36	22	2	8	309	.291	3	10	2	4	5	

Devyn Traglia	0.00	0	0	3	0	0	0	0	0	3.1	6	5	0	2	3	1	0	2	17	.353	3	1	0	0	0	
Phillip Ervin	1.29	0	0	7	0	0	0	0	0	7.0	6	1	1	2	9	2	0	0	26	.231	0	1	0	0	0	
Andres Gracia	4.08	0	4	24	0	0	0	0	3	35.1	41	18	16	7	25	6	1	0	135	.304	5	8	0	2	7	
Luke Leeth	5.06	1	0	8	1	0	0	0	0	5.1	5	3	3	3	10	2	2	0	22	.227	0	1	0	0	0	
Patrick Maronde	5.14	1	2	20	2	0	0	0	0	28.0	28	24	16	18	20	4	0	2	107	.262	8	4	3	4	1	
Arthur Strauss	5.65	0	1	17	0	0	0	0	6	14.1	18	14	9	8	17	0	0	0	61	.295	1	3	0	0	1	
Sean Handlan	6.06	1	0	12	0	0	0	0	0	16.1	19	16	11	10	13	3	3	2	64	.297	2	5	0	1	1	
Patrick McGavin	6.17	0	5	19	7	0	0	0	1	35.0	40	33	24	26	27	12	2	2	136	.294	3	8	0	1	4	
Cole Limbaugh	6.46	4	3	15	7	0	0	1	0	46.0	63	37	33	20	34	8	0	3	188	.335	12	7	0	2	7	
Parker Curry	6.53	1	2	20	1	0	0	1	0	30.1	42	24	22	12	20	8	0	2	131	.321	6	3	1	2	0	
Mark Donham	7.62	0	0	10	0	0	0	0	0	13.0	16	15	11	14	11	4	0	1	50	.320	4	1	0	3	0	
Charles Terry	9.67	1	1	17	0	0	0	0	0	27.0	46	31	29	13	16	8	0	1	121	.380	5	3	0	2	2	
Phillip Flach	14.09	0	0	6	0	0	0	0	0	7.2	14	15	12	6	4	4	0	3	34	.412	1	3	0	2	1	
Totals	5.46	27	30	57	57	3	2	1	10	498.0	579	376	302	225	385	104	16	37	1983	.292	63	67	9	27	36	
Opponents	6.30	30	27	57	57	1	1	1	7	493.0	579	405	345	251	361	112	12	53	1976	.292	56	70	7	33	24	

PB - Team (6), McWhorter 6, Opp (11). Pickoffs - Team (8), Wright 3, Gracia 2, Greene 1, Irby 1, McWhorter 1, Opp (11). SBA/ATT - McWhorter (39-47), Greene (17-24), Wright (9-16), Milazzo (8-11), Limbaugh (7-10), Irby (6-10), Maronde (7-7), McGavin (4-7), Gracia (6-7), Terry (2-3), Leeth (3-3), Curry (2-2), Traglia (1-1), Watson (1-1), Donham (1-1), Flach (1-1).



2014 SCHEDULE

Date	Opponent	Time
F14	OHIO	4 p.m.
F15	OHIO	2 p.m.
F16	OHIO	1 p.m.
F18	WINTHROP	4 p.m.
F21	at Washington State	9 p.m.
F22	at Washington State	5 p.m.
F23	at Washington State	3 p.m.
F24	at Washington State	9 p.m.
F28	LA SALLE	4 p.m.
M1	LA SALLE	2 p.m.
M2	LA SALLE	1 p.m.
M4	CLEMSON	4 p.m.
M7	vs. North Florida%	1 p.m.
M8	vs. Buffalo%	5 p.m.
M9	at Georgia%	3 p.m.
M11	at Georgia Tech	6 p.m.
M12	at Kennesaw State	5 p.m.
M14	RIDER	4 p.m.
M15	RIDER	2 p.m.
M16	RIDER	1 p.m.
M19	EAST TENNESSEE ST.	5 p.m.
M21	at Elon*	6 p.m.
M22	at Elon*	4 p.m.
M23	at Elon*	1:30 p.m.
M25	at East Tennessee State	7 p.m.
M28	WOFFORD*	6 p.m.
M29	WOFFORD*	2 p.m.
M30	WOFFORD*	1 p.m.
A1	UNC ASHEVILLE	5 p.m.
A4	at UNCG*	6 p.m.
A5	at UNCG*	2 p.m.
A6	at UNCG*	1 p.m.
A8	PRESBYTERIAN	5 p.m.
A9	at UNC Asheville	6 p.m.
A11	FURMAN*	5 p.m.
A12	FURMAN*	2 p.m.
A13	FURMAN*	1 p.m.
A15	at Winthrop	6 p.m.
A18	THE CITADEL*	5 p.m.
A19	THE CITADEL*	2 p.m.
A20	THE CITADEL*	1 p.m.
A23	at Clemson	6:30 p.m.
A25	at Samford*	7 p.m.
A26	at Samford*	3 p.m.
A27	at Samford*	2 p.m.
A30	vs. Wake Forest^	6 p.m.
M2	APPALACHIAN ST.*	5 p.m.
M3	APPALACHIAN ST.*	2 p.m.
M4	APPALACHIAN ST.*	1 p.m.
M9	at Georgia Southern*	6 p.m.
M10	at Georgia Southern*	2:30 p.m.
M11	at Georgia Southern*	1:30 p.m.
M13	KENNESAW STATE	5 p.m.
M15	DAVIDSON*	5 p.m.
M16	DAVIDSON (DH)*	2 p.m.
M20-25 at SoCon Championship (Riley Park; Charleston, S.C.)		
* - Southern Conference game		
% - University of Georgia Tournament (Athens, Ga.)		
^ - Keeter Stadium (Shelby, N.C.)		

WESTERN CAROLINA QUICK FACTS

Location:Cullowhee, N.C.
 Founded: 1889
 Enrollment: 10,100
 Nickname: Catamounts
 Colors: Purple and Gold
 Chancellor: Dr. David O. Belcher
 Director of athletics: Randy Eaton
 Stadium (capacity): Hennon Stadium (1,500)
 Press box phone: 828-227-7020

Head coach: Bobby Moranda
 Alma mater (year): Eastern Kentucky (1986)
 Record at Western Carolina (years): 195-146-2 (6)
 Overall record (years): 195-146-2 (6)
 Baseball office phone: 828-227-7338
 Assistant coaches:
 Alan Beck (Western Carolina, 2004)
 Bruce Johnson (Western Carolina, 2009)
 Brandon Johnson (Western Carolina, 2012)

2013 record: 39-20
 Conference record (place): 23-7 (1st)
 Home: 24-7
 Away: 14-8
 Neutral: 1-5
 Letterwinners returning/lost: 20/9
 Position starters returning/lost: 7/2
 Starting pitchers returning/lost: 2/2
 Newcomers: 10

SoCon titles: 12
 SoCon Championship titles: 9
 Last SoCon Championship title: 2003

Baseball contact: Daniel Hooker
 Email: dhooker@email.wcu.edu
 Office: 828-227-2339
 Cell: 828-508-2494
 Fax: 828-227-7688
 Website: CatamountSports.com

2014 CATAMOUNTS ROSTER

No.	Name	Pos.	B/T	Ht.	Wt.	Cl.	Hometown/Previous School
1	Bradley Strong	INF	L/R	5-8	170	Jr.	Richlands, Va./Richlands
2	Aaron Attaway	INF	R/R	5-8	170	Sr.	Morganton, N.C./Patton
3	J.D. Long	INF	R/R	5-9	170	So.	Waxhaw, N.C./Cutherbertson
4	Jason Smith	INF	R/R	5-11	200	R-Fr.	Kernersville, N.C./Robert B. Glenn
6	Bryce Danielson	LHP	L/L	6-1	185	R-So.	Etowah, N.C./Wingate
7	Luke Gragg	C/OF	L/R	5-6	165	Sr.	Moravian Falls, N.C./Wilkes Central
8	Dale Urquhart Jr.	OF	R/R	5-10	230	Jr.	Hope Mills, N.C./Southview
9	Reece Strong	INF	L/R	5-8	175	So.	Richlands, Va./Richlands
11	Adam Martin	C	R/R	6-2	235	Sr.	Marietta, Ga./Harrison
12	Cody Jones	OF	L/L	6-1	205	Sr.	Enka, N.C./Enka
14	Dykota Spiess	OF/INF	L/R	6-2	200	Sr.	Morganton, N.C./Patton
16	Colton Davis	RHP	R/R	6-1	185	So.	Commerce, Ga./Commerce
17	Matt Smith	OF/LHP	L/L	5-10	200	Fr.	Fredericktown, Ohio/Fredericktown
18	B.J. Nobles	RHP	R/R	6-3	190	Fr.	Raleigh, N.C./Millbrook
19	Danny Schneider	RHP	R/R	6-5	235	Jr.	Roswell, Ga./Mount Pisgah Christian
20	Taylor Durand	LHP	L/L	6-5	230	So.	Oak Ridge, Tenn./Volunteer State
21	Danny Bermudez	C	R/R	5-11	215	So.	Cumming, Ga./Forsyth Central
22	Korey Anderson	RHP	R/R	6-2	190	Fr.	Grayson, Ga./Grayson
26	Tyler Powell	RHP	R/R	6-5	220	Jr.	Charlotte, N.C./Myers Park
27	Jacob Hoyle	1B/LHP	L/L	6-2	250	Jr.	Hickory, N.C./St. Stephen
28	Jordan Smith	RHP	R/R	6-1	200	Sr.	Liberty, N.C./Providence Grove
31	John McClure	LHP	L/L	6-5	215	Sr.	Albemarle, N.C./USC Lancaster
32	Bryan Sammons	LHP	L/L	6-4	235	Fr.	Wilmington, N.C./Hoggard
33	T.J. Fussell	RHP	R/R	6-4	220	Gr.	Asheville, N.C./Montreat
34	Nate Williams	LHP	L/L	6-3	210	Fr.	Lawrenceville, Ga./Collins Hill
36	Alex Barr	LHP	L/L	6-1	230	So.	Hamptonville, N.C./Starmount
38	Dylan Prevatte	INF	L/R	6-1	225	Fr.	Asheboro, N.C./Asheboro
39	Dillon Bray	LHP	L/L	5-11	220	R-Fr.	Hamptonville, N.C./Starmount
40	Addison Parrish	INF	R/R	6-4	220	Fr.	Denver, N.C./East Lincoln
44	Pierce Suttles	C	R/R	6-2	210	Fr.	Cornelius, N.C./Hough
45	Taylor Sandefur	RHP	R/R	6-1	235	R-Sr.	Mechanicsville, Va./Atlee
46	Jeremy Null	RHP	R/R	6-8	230	Jr.	Claremont, N.C./Bunker Hill
47	Jonathan Waszak	RHP	R/R	6-6	255	So.	Wendell, N.C./East Wake



Dr. David O. Belcher
Chancellor



Randy Eaton
Director of Athletics



Dr. A.J. Grube
Faculty Athletics Rep.



Stacy Miller
Senior Woman Administrator



Daniel Hooker
Baseball SID

2013 RESULTS (39-20, 23-7 SOCON; 1ST)

Date	Opponent	Result	Date	Opponent	Result
F15	WASHINGTON ST.	W, 8-5	A7	at Furman*	W, 9-3 (12)
F16	WASHINGTON ST.	W, 15-10	A9	CLEMSON	L, 9-12
F17	WASHINGTON ST.	L, 1-4	A12	SAMFORD*	W, 9-8
F20	WAKE FOREST	W, 7-2	A13	SAMFORD*	W, 21-7
F22	vs. Michigan State%	L, 1-4	A14	SAMFORD*	W, 5-2
F23	vs. Miami (Ohio)%	L, 2-3 (10)	A17	GARDNER-WEBB	W, 9-6
F24	vs. Cincinnati%	L, 6-7 (10)	A19	GEORGIA SOUTHERN*	W, 9-3
F26	LONGWOOD	L, 1-4	A20	GEORGIA SOUTHERN*	W, 9-8
F27	LONGWOOD	W, 8-5	A21	GEORGIA SOUTHERN*	W, 7-4
M2	HOFSTRA	L, 2-5	A23	KENNESAW STATE	W, 2-0
M3	HOFSTRA	W, 7-6	A24	at Clemson	L, 1-12
M3	HOFSTRA	W, 6-2	A26	at UNCG*	W, 7-3
M5	at Georgia	W, 12-7	A27	at UNCG*	W, 10-7
M8	at Davidson*	W, 9-4 (13)	A27	at UNCG*	W, 15-5
M9	at Davidson*	L, 5-7	M1	at Kennesaw State	W, 9-3
M10	at Davidson*	W, 5-2	M3	TENNESSEE TECH	W, 18-7
M13	EASTERN KENTUCKY	W, 11-7	M4	TENNESSEE TECH	W, 6-1
M15	at Coll. of Charleston*	W, 5-4	M10	WOFFORD*	W, 6-1
M16	at Coll. of Charleston*	L, 4-6	M12	WOFFORD*	W, 3-0
M17	at Coll. of Charleston*	W, 10-6	M12	WOFFORD*	W, 10-7
M20	at Tennessee	L, 5-10	M16	at Appalachian State*	W, 23-5
M22	ELON*	W, 7-5	M17	at Appalachian State*	W, 9-1
M23	ELON*	L, 5-8	M18	at Appalachian State*	L, 8-9
M24	ELON*	L, 1-2	M22	vs. Samford&	W, 13-7
M26	at Wake Forest	L, 1-3	M23	vs. The Citadel&	L, 11-12
M27	at Gardner-Webb	W, 5-2	M24	vs. Appalachian State&	L, 4-15
M29	THE CITADEL*	W, 7-6	* - Southern Conference game		
M30	THE CITADEL*	W, 5-4	% - Greenville Drive Tournament		
M30	THE CITADEL*	L, 4-5	(Fluor Field; Greenville, S.C.)		
A2	UNC ASHEVILLE	W, 13-9	& - SoCon Tournament		
A3	at UNC Asheville	L, 0-15	(Fluor Field; Greenville, S.C.)		
A5	at Furman*	L, 2-9			
A6	at Furman*	W, 8-5			



BOBBY MORANDA HEAD COACH

Hometown:Palatine, Ill.
Alma mater (year):...Eastern Kentucky (1986)
Head coaching career:
.....Western Carolina, 2008-present
Record at WCU (years):..... 195-146-2 (6)
Career record (years):..... 195-146-2 (6)



HENNON STADIUM

2013 STATISTICS

Batting	AVG	GP	GS	AB	R	H	2B	3B	HR	RBI	TB	SLG%	BB	HBP	SO	GDP	OB%	SF	SH	SB	ATT	PO	A	E	FLD%
Julian Ridings	.377	48	48	199	49	75	16	4	11	49	132	.663	21	4	30	3	.441	3	5	14	14	108	2	6	.948
Aaron Attaway	.363	59	59	267	68	97	15	5	12	54	158	.592	16	6	34	3	.409	2	1	12	15	88	165	16	.941
Tyler White	.363	59	59	251	52	91	27	0	16	66	166	.661	19	10	26	2	.423	4	2	3	5	87	79	7	.960
Jacob Hoyle	.310	57	53	213	40	66	16	2	11	52	119	.559	16	6	52	2	.368	4	1	1	1	271	15	13	.957
Bradley Strong	.295	59	58	207	45	61	11	4	3	28	89	.430	25	4	31	2	.375	4	6	17	23	88	147	9	.963
Luke Gragg	.293	52	35	133	22	39	5	0	1	26	47	.353	15	8	15	0	.395	1	8	1	4	12	0	0	1.000
Adam Martin	.286	42	39	140	26	40	10	0	8	36	74	.529	18	9	33	0	.396	2	0	0	0	271	36	3	.990
Cody Jones	.283	59	53	191	41	54	8	0	3	22	71	.372	24	3	45	3	.368	2	5	6	7	101	4	4	.963
Dykota Spiess	.260	48	40	146	28	38	13	0	4	20	63	.432	22	7	37	4	.381	1	2	0	2	68	3	1	.986
Reece Strong	.375	11	0	8	3	3	0	0	0	0	3	.375	1	0	2	0	.444	0	0	0	0	2	5	0	1.000
Dale Urquhart	.308	17	5	26	5	8	2	0	0	4	10	.385	2	3	5	1	.419	0	0	0	0	1	0	0	1.000
Austin Neary	.281	38	30	128	21	36	11	0	2	16	53	.414	2	6	24	2	.317	3	1	3	6	201	13	2	.991
Danny Bermudez	.240	37	29	100	15	24	5	1	0	10	31	.310	13	2	24	1	.336	1	4	2	3	226	36	9	.967
Bryant Noteboom	.218	44	19	87	9	19	5	1	0	7	26	.299	3	4	25	0	.277	0	0	0	0	36	1	0	1.000
J.D. Long	.100	27	4	20	6	2	1	0	0	3	3	.150	1	0	10	0	.136	1	1	0	0	5	9	4	.778
Taylor Sandefur	.000	2	0	3	0	0	0	0	0	0	0	.000	0	0	2	0	.000	0	0	0	0	5	4	0	1.000
Preston Hatcher	.000	1	0	1	0	0	0	0	0	0	0	.000	0	0	1	0	.000	0	1	0	0	4	11	0	1.000
Totals	.308	59	59	2120	430	653	145	17	71	393	1045	.493	198	72	396	23	.382	28	37	59	80	1586	618	87	.962
Opponents	.278	59	59	2057	331	572	108	10	28	292	784	.381	242	43	490	30	.363	20	38	61	88	1548	531	72	.967

LOB - Team (478), Opp (483). DP's turned - Team (45), Opp (33). CI - Team (0), Opp (1). IBB - Team (9), B. Strong 3, White 3, Neary 1, Spiess 1, Hoyle 1, Opp (6). Picked off - Neary 3, Attaway 2, Spiess 2, B. Strong 1, Ridings 1.

Pitching	ERA	W	L	APP	GS	CG	SHO	CBO	SV	IP	H	R	ER	BB	SO	2B	3B	HR	AB	B/Avg	WP	HBP	BK	SFA	SHA
46 Jeremy Null	3.46	9	2	14	14	0	0	0	0	91.0	82	41	35	27	109	18	2	6	341	.240	7	9	0	3	6
28 Jordan Smith	3.73	7	3	15	15	0	0	0	0	94.0	87	50	39	33	70	18	1	5	359	.242	8	7	0	1	6
7 Morgan McKinney	4.25	4	3	12	12	0	0	1	0	65.2	76	39	31	34	52	10	0	2	253	.300	5	3	0	4	6
26 Tyler Powell	2.82	2	2	34	1	0	0	2	2	38.1	31	20	12	28	55	8	0	0	136	.228	6	3	0	2	4
40 Adam Curtis	3.93	3	1	9	6	0	0	1	0	36.2	43	26	16	12	25	8	2	2	150	.287	0	2	0	0	4
30 Preston Hatcher	4.35	6	3	32	0	0	0	2	14	41.1	43	23	20	25	45	8	1	5	158	.272	3	3	0	1	2
27 Jacob Hoyle	4.66	1	1	4	2	0	0	0	0	9.2	13	7	5	8	5	3	0	1	40	.325	1	0	0	0	0
47 Jonathan Waszak	4.81	0	1	32	1	0	0	1	1	33.2	40	20	18	10	19	4	0	2	137	.292	4	2	0	2	1
6 Bryce Danielson	4.85	0	0	16	0	0	0	0	0	13.0	15	9	7	8	14	2	0	1	53	.283	3	4	0	0	2
45 Taylor Sandefur	5.27	1	0	7	4	0	0	0	0	13.2	16	11	8	8	7	3	0	0	53	.302	3	2	1	1	0
32 Hunter Brister	5.87	3	0	15	0	0	0	0	0	15.1	18	11	10	6	19	5	0	2	62	.290	4	0	0	0	1
34 Jon Nadale	6.18	0	3	17	3	0	0	0	0	27.2	34	23	19	8	24	9	0	0	111	.306	4	1	1	2	3
36 Alex Barr	6.62	2	0	13	0	0	0	0	0	17.2	23	14	13	9	19	3	1	2	70	.329	4	1	1	1	1
16 Colton Davis	7.00	0	0	16	1	0	0	0	0	18.0	25	16	14	13	17	2	1	0	75	.333	3	3	0	2	1
29 Thomas Young	7.36	0	0	4	0	0	0	0	0	3.2	8	4	3	4	5	2	1	0	18	.444	4	0	0	0	0
19 Danny Schneider	8.53	1	1	7	0	0	0	0	0	6.1	10	9	6	4	2	2	0	0	25	.400	3	2	1	1	1
31 John McClure	18.00	0	0	4	0	0	0	0	0	3.0	8	8	6	5	3	3	1	0	16	.500	3	1	0	0	0
Totals	4.41	39	20	59	59	0	2	2	17	528.2	572	331	259	242	490	108	10	28	2057	.278	65	43	4	20	38
Opponents	6.40	20	39	59	59	0	1	1	12	516.0	653	430	367	198	396	145	17	71	2120	.308	71	72	8	28	37

PB - Team (10), Bermudez 6, Martin 4, Opp (7). Pickoffs - Team (18), Jo. Smith 5, Null 3, McKinney 3, Hatcher 3, Sandefur 1, Davis 1, Brister 1, Bermudez 1, Opp (9). SBA/ATT - Bermudez (32-41), Martin (28-38), McKinney (8-14), Null (6-11), Powell (7-10), Jo. Smith (6-10), Nadale (6-7), Davis (5-6), Hatcher (2-5), Schneider (3-4), Curtis (3-4), Brister (3-4), Hoyle (4-4), Waszak (4-4), Barr (2-3), McClure (1-1), Sandefur (1-1), Noteboom (1-1).

2014 SCHEDULE

Date	Opponent	Time
F14	DAYTON	5 p.m.
F15	MOREHEAD STATE	4 p.m.
F16	BALL STATE	12 p.m.
F19	GARDNER-WEBB	4 p.m.
F21	FORDHAM	5 p.m.
F22	BUTLER	2 p.m.
F23	PRESBYTERIAN	4 p.m.
F25	at Charleston Southern	6 p.m.
F28	LONGWOOD	5 p.m.
M1	LONGWOOD	2 p.m.
M2	LONGWOOD	1 p.m.
M5	WINTHROP	5 p.m.
M7	MARIST	5 p.m.
M8	MARIST	2 p.m.
M9	MARIST	1 p.m.
M11	SAVANNAH STATE	6 p.m.
M12	at Winthrop	6 p.m.
M14	ALCORN STATE	6 p.m.
M15	ALCORN STATE	3 p.m.
M16	ALCORN STATE	12 p.m.
M18	USC UPSTATE	6 p.m.
M19	vs. Presbyterian%	6 p.m.
M21	at Davidson*	6 p.m.
M22	at Davidson*	2 p.m.
M23	at Davidson*	1 p.m.
M26	at Gardner-Webb	6 p.m.
M28	at Western Carolina*	6 p.m.
M29	at Western Carolina*	2 p.m.
M30	at Western Carolina*	1 p.m.
A2	at UNC Asheville	3 p.m.
A4	APPALACHIAN STATE*	6 p.m.
A5	APPALACHIAN STATE*	3 p.m.
A6	APPALACHIAN STATE*	1 p.m.
A8	at Old Dominion	6 p.m.
A9	at Old Dominion	4 p.m.
A11	ELON*	6 p.m.
A12	ELON*	3 p.m.
A13	ELON*	1 p.m.
A17	at Furman*	6 p.m.
A18	at Furman*	6 p.m.
A19	at Furman*	2 p.m.
A23	at Presbyterian	3 p.m.
A25	GEORGIA SOUTHERN*	6 p.m.
A26	GEORGIA SOUTHERN*	3 p.m.
A27	GEORGIA SOUTHERN*	1 p.m.
A30	CHARLESTON SO.	6 p.m.
M2	at The Citadel*	4 p.m.
M3	at The Citadel*	2 p.m.
M4	at The Citadel*	1 p.m.
M7	at South Carolina	7 p.m.
M9	UNCG*	6 p.m.
M10	UNCG*	3 p.m.
M11	UNCG*	1 p.m.
M16	SAMFORD*	6 p.m.
M17	SAMFORD (DH)*	2 p.m.
M20-25	at SoCon Championship (Riley Park; Charleston, S.C.)	

* - Southern Conference game
% - Fluor Field (Greenville, S.C.)

WOFFORD QUICK FACTS

Location:Spartanburg, S.C.
Founded:1854
Enrollment:1,600
Nickname:Terriers
Colors:Old Gold and Black
President:Dr. Nayef Samhat
Director of athletics:Richard Johnson
Stadium (capacity):Russell C. King Field (2,500)
Press box phone:864-597-4778

Head coach:Todd Interdonato
Alma mater (year):UNC Asheville (2000)
Record at Wofford (years):122-206 (6)
Overall record (years):122-206 (6)
Baseball office phone:864-597-4497
Assistant coaches:
.....Jason Burke (Southern Wesleyan, 2004)
.....J.J. Edwards (Sacred Heart, 2010)
.....Ryan Price (College of Saint Rose, 2010)

2013 record:20-36
Conference record (place):10-20 (11th)
Home:15-15
Away:4-20
Neutral:1-1
Letterwinners returning/lost:20/12
Position starters returning/lost:7/1
Starting pitchers returning/lost:1/2
Newcomers:13

SoCon titles:0
SoCon Championship titles:1
Last SoCon Championship title:2007

Baseball contact:Brent Williamson
Email:williamsondb@wofford.edu
Office:864-597-4093
Cell:864-809-8900
Fax:864-597-4129
Website:WoffordTerriers.com

2014 TERRIERS ROSTER

No.	Name	Pos.	B/T	Ht.	Wt.	Cl.	Hometown/Previous School
1	Demetrius Jennings	INF	R/R	5-10	170	So.	Sewell, N.J./Penn Charter
2	Luke Feisal	C	R/R	6-0	190	Sr.	Greenville, S.C./Greenville
4	Carson Waln	C	R/R	5-11	187	Fr.	Atlanta, Ga./The Galloway School
5	Dylan May	INF	R/R	5-10	180	Fr.	Highland Park, Texas/Highland Park
6	Matthew Pelt	OF	R/R	5-10	187	Jr.	Dunwoody, Ga./Blessed Trinity Catholic
8	Seth Neely	INF	R/R	6-1	221	Sr.	Rock Hill, S.C./Rock Hill
9	Will Stillman	RHP	R/R	6-4	174	So.	Matthews, N.C./Charlotte Christian
10	Quintin Pile	RHP	R/R	5-10	170	Fr.	Tyler, Texas/The Brook Hill School
11	Derek Hirsch	INF	R/R	5-10	160	So.	Atlanta, Ga./Atlanta International
12	John Caskey	RHP	R/R	6-3	195	Fr.	Roanoke, Texas/Byron Nelson
13	Jordan Accetta	RHP	R/R	6-1	185	Fr.	Charlotte, N.C./Charlotte Catholic
14	Merritt Huber	RHP	R/R	6-2	177	Fr.	Atlanta, Ga./The Westminster Schools
15	Alec Paradowski	INF	L/R	5-9	165	So.	College Station, Texas/A&M Consolidated
16	Luke Leftwich	RHP	R/R	6-3	208	So.	Phoenix, Ariz./Desert Vista
18	Matthew Kaskow	OF	R/R	6-1	160	Sr.	Coppell, Texas/Coppell
19	Matt Ramsay	C	R/R	5-11	184	Jr.	Hudson, Ohio/Hudson
20	Bryce Anglin	INF	L/R	6-4	205	Jr.	Dallas, Texas/Episcopal
21	Jesse Morris	RHP	R/R	5-10	170	Sr.	Columbia, S.C./Chapin
22	Josh Hyman	OF	R/R	6-0	180	Sr.	Woodruff, S.C./Woodruff
23	Spencer Kulman	RHP	R/R	6-0	185	Fr.	Briarcliff, N.Y./Briarcliff
24	Matthew Milburn	RHP	R/R	6-2	210	So.	Dallas, Texas/Highland Park
25	Josh Simpson	LHP	R/L	6-3	259	So.	Union, S.C./Union
26	Kody Ruedisili	OF	R/R	5-10	170	Fr.	Jupiter, Fla./The Benjamin School
27	Pete Carrier	INF	L/R	5-9	195	Fr.	Victor, N.Y./Victor Central
31	Elliot Lance	RHP	R/R	6-1	183	Fr.	Lexington, S.C./Lexington
32	Connor Foltyn	LHP	R/L	6-1	210	So.	Coppell, Texas/Coppell
33	Eric Brenk	INF	R/R	6-4	210	Sr.	Concord, N.C./Concord
35	Eric Eck	RHP	R/R	6-4	190	Sr.	Buford, Ga./Buford
36	Connell Anderson	RHP	L/R	6-2	186	Jr.	Greer, S.C./Eastside
37	James Plaisted	INF/OF	R/R	6-2	198	Jr.	Tallahoma, Tenn./Tallahoma
38	Conor Clancey	INF	R/R	6-3	220	Jr.	Scottsdale, Ariz./Paradise Valley CC
39	Jacob Condra-Bogan	RHP	R/R	6-3	206	Fr.	Woodruff, S.C./Woodruff
40	Chris Sheehan	RHP	R/R	6-2	195	Fr.	Boca Raton, Fla./Boca Raton Community



Dr. Nayef H. Samhat
President



Richard Johnson
Director of Athletics



Dr. Jameica Hill
Faculty Athletics Rep.



Terri Lewitt
Senior Woman Administrator



Brent Williamson
Baseball SID

2013 RESULTS (20-36, 10-20 SOCON; 11TH)

Date	Opponent	Result	Date	Opponent	Result
F15	GEORGETOWN	W, 6-5 (10)	A3	at Auburn	L, 4-7
F16	NIAGARA	W, 9-1 (5)	A5	at Samford*	L, 2-3
F18	NIAGARA	W, 7-4	A6	at Samford*	L, 2-3
F19	at East Tennessee St.	L, 10-12	A7	at Samford*	L, 4-8
F23	PITTSBURGH	L, 3-4	A10	UNC ASHEVILLE	L, 5-8
F24	PITTSBURGH	W, 3-2 (7)	A12	FURMAN*	W, 10-8
F24	PITTSBURGH	L, 8-19	A13	FURMAN*	L, 3-13
F27	vs. Presbyterian%	L, 3-4	A14	FURMAN*	W, 5-0
M1	DAYTON	L, 4-5 (10)	A17	USC UPSTATE	L, 0-12
M2	MARSHALL	W, 6-0 (7)	A20	at Elon*	L, 5-15
M2	MARSHALL	W, 9-8	A20	at Elon*	W, 11-5
M3	DAYTON	W, 4-3	A21	at Elon*	L, 3-14
M6	at Clemson	L, 2-9	A24	at UNC Asheville	L, 7-8
M8	at Georgia Southern*	L, 2-7	A26	DAVIDSON*	L, 2-3
M9	at Georgia Southern*	L, 0-3	A26	DAVIDSON*	W, 10-8
M10	at Georgia Southern*	L, 5-7	A27	DAVIDSON*	W, 4-3
M12	at UNC Asheville	L, 5-7	A30	vs. Winthrop^	W, 7-3
M13	PRESBYTERIAN	L, 1-3 (10)	M3	COLL. OF CHARLESTON*	L, 6-10
M15	THE CITADEL*	W, 5-4	M3	COLL. OF CHARLESTON*	W, 6-3
M16	THE CITADEL*	L, 8-9	M4	COLL. OF CHARLESTON*	L, 0-3
M17	THE CITADEL*	L, 9-18	M8	at South Carolina	L, 3-9
M20	at Presbyterian	W, 8-6	M10	at Western Carolina*	L, 1-6
M22	UNCG*	L, 9-10	M12	at Western Carolina*	L, 0-3
M22	UNCG*	W, 4-1	M12	at Western Carolina*	L, 7-10
M23	UNCG*	W, 3-2	M17	OLD DOMINION	L, 10-13
M27	at USC Upstate	W, 12-11	M18	OLD DOMINION	L, 1-8
M29	at Appalachian State*	W, 9-1			
M30	at Appalachian State*	L, 0-4			
M31	at Appalachian State*	L, 6-7			
A02	at Winthrop	L, 1-6			

* - Southern Conference game

% - McNair Field (Forest City, N.C.)

^ - Fluor Field (Greenville, S.C.)



TODD INTERDONATO HEAD COACH

Hometown:Phoenix, Ariz.

Alma mater (year):.....UNC Asheville (2000)

Head coaching career:

.....Wofford, 2008-present

Record at WOF (years):.....122-206 (6)

Career record (years):.....122-206 (6)



RUSSELL C. KING FIELD

2013 STATISTICS

Batting	AVG	GP	GS	AB	R	H	2B	3B	HR	RBI	TB	SLG%	BB	HBP	SO	GDP	OB%	SF	SH	SB	ATT	PO	A	E	FLD%
Josh Hyman	.338	56	56	210	43	71	14	3	6	36	109	.519	24	6	51	4	.416	3	2	26	31	103	7	6	.948
Seth Neely	.319	56	56	216	24	69	7	1	0	38	78	.361	16	3	38	6	.370	3	1	17	23	226	57	6	.979
Clark Wise	.299	52	37	157	25	47	5	1	0	15	54	.344	17	6	30	0	.389	0	1	20	23	79	1	2	.976
Alec Paradowski	.283	54	54	191	37	54	10	1	1	20	69	.361	19	10	36	3	.374	2	18	10	15	76	131	16	.928
James Plaisted	.263	47	43	152	23	40	9	0	0	22	49	.322	22	4	25	1	.367	2	3	17	21	227	23	2	.992
Matthew Ramsay	.257	52	51	167	28	43	6	1	3	25	60	.359	27	3	28	1	.371	0	12	21	28	140	21	1	.994
Matthew Kaskow	.174	52	47	149	34	26	6	0	2	13	38	.255	26	9	33	2	.330	1	9	16	17	101	0	4	.962
Corey Quick	.333	2	0	3	0	1	0	0	0	0	1	.333	0	0	2	0	.333	0	0	0	0	0	0	0	.000
Derek Hirsch	.300	11	2	10	3	2	0	0	0	1	5	.500	0	0	0	0	.300	0	0	1	1	2	4	1	.857
Matthew Pelt	.270	42	34	122	19	33	7	1	1	16	45	.369	5	4	33	3	.321	0	3	9	12	30	0	2	.938
Eric Brenk	.242	28	26	95	9	23	4	1	3	19	38	.400	13	1	19	2	.339	0	0	6	11	24	36	9	.870
Stephen Cantrell	.240	9	7	25	2	6	2	0	0	3	8	.320	0	1	7	1	.269	0	1	1	1	11	16	1	.964
Demetrius Jennings	.219	36	33	96	20	21	4	0	0	8	25	.260	11	9	21	1	.350	1	5	9	11	55	55	8	.932
Luke Feisal	.204	41	36	108	5	22	5	0	1	12	30	.278	12	4	35	0	.304	1	8	5	8	307	27	5	.985
Matt Moore	.176	33	17	68	4	12	1	0	0	6	13	.191	4	1	22	0	.233	0	4	4	6	30	44	4	.949
Taylor Rozier	.138	21	5	29	2	4	0	0	0	1	4	.138	4	0	12	0	.242	0	0	0	0	1	0	0	1.000
Bryce Anglin	.000	4	0	3	0	0	0	0	0	0	0	.000	0	1	3	0	.250	0	0	1	1	3	0	0	1.000
Bradley Evsich	.000	1	0	1	0	0	0	0	0	0	0	.000	0	0	0	0	.000	0	0	0	0	0	0	0	.000
Connell Anderson	.000	2	0	0	1	0	0	0	0	0	0	.000	0	0	0	0	.000	0	0	0	0	5	4	1	.900
Totals	.264	56	56	1802	279	475	82	9	17	235	626	.347	200	62	395	24	.355	13	67	163	209	1440	496	82	.959
Opponents	.292	56	56	1936	368	565	116	16	46	330	851	.440	250	54	448	22	.385	19	36	95	120	1453	602	105	.951

LOB - Team (416), Opp (489). DPs turned - Team (31), Opp (36). CI - Team (2), Feisal 2, Opp (4). IBB - Team (4), Feisal 1, Paradowski 1, Hyman 1, Kaskow 1, Opp (8). Picked off - Wise 4, Plaisted 4, Paradowski 3, Neely 3, Hyman 2, Ramsay 2, Pelt 2, Moore 1, Brenk 1, Kaskow 1, Feisal 1.

Pitching	ERA	W	L	APP	GS	CG	SHO	CBO	SV	IP	H	R	ER	BB	SO	2B	3B	HR	AB	B/Avg	WP	HBP	BK	SFA	SHA
Brandon Yarusi	4.14	2	3	12	11	2	1	0	0	63.0	72	35	29	17	54	13	4	6	246	.293	0	4	3	3	4
Jesse Morris	4.73	7	6	14	14	1	1	0	0	83.2	99	48	44	20	102	21	2	11	347	.285	6	4	1	1	2
Bradley Evsich	2.25	0	0	10	0	0	0	0	0	8.0	3	2	2	5	11	0	0	1	26	.115	0	1	0	1	0
Eric Eck	2.80	1	3	26	0	0	0	0	10	35.1	27	15	11	17	38	5	0	2	132	.205	6	0	0	1	2
Will Stillman	3.29	2	2	21	0	0	0	0	0	27.1	16	18	10	21	30	3	1	2	95	.168	3	4	0	3	0
JD Osborne	4.86	2	1	27	0	0	0	0	0	33.1	33	25	18	31	37	7	1	0	127	.260	8	6	0	2	1
Matthew Milburn	4.91	3	3	31	4	0	0	0	0	44.0	56	31	24	21	40	11	2	5	186	.301	8	3	1	0	6
DooJoon Park	6.14	0	1	9	1	0	0	0	0	14.2	13	12	10	11	9	1	0	1	57	.228	6	2	0	0	2
Connor Foltyn	6.23	0	0	8	0	0	0	0	0	4.1	8	3	3	3	4	3	0	1	20	.400	1	1	0	0	0
Luke Leftwich	7.64	2	6	19	11	0	0	0	0	55.1	62	48	47	42	69	11	1	3	216	.287	4	10	1	2	5
Josh Simpson	7.88	0	1	10	0	0	0	0	0	8.0	13	9	7	7	2	2	0	1	36	.361	1	5	1	1	1
Dominick Del Monte	8.31	1	3	10	5	0	0	0	0	26.0	41	27	24	12	11	9	2	1	117	.350	1	3	0	4	1
Tanner Hawley	9.53	0	4	18	8	0	0	0	0	51.0	76	54	54	22	27	17	2	11	212	.358	4	7	0	1	8
Connell Anderson	9.95	0	3	18	2	0	0	0	0	25.1	43	39	28	21	14	12	1	1	115	.374	5	4	0	0	3
Dylan Cheely	27.00	0	0	2	0	0	0	0	0	0.2	3	2	2	0	0	1	0	0	4	.750	0	0	0	0	1
Totals	5.87	20	36	56	56	3	2	0	10	480.0	565	368	313	250	448	116	16	46	1936	.292	53	54	7	19	36
Opponents	4.20	36	20	56	56	3	5	4	18	484.1	475	279	226	200	395	82	9	17	1802	.264	49	62	4	13	67

PB - Team (11), Ramsay 6, Feisal 5, Opp (10). Pickoffs - Team (8), Leftwich 2, Milburn 2, Yarusi 1, Ramsay 1, Stillman 1, Feisal 1, Opp (24). SBA/ATT - Feisal (68-82), Ramsay (27-34), Morris (19-22), Yarusi (11-18), Leftwich (14-17), Park (11-11), Osborne (7-11), Hawley (7-10), Anderson (6-9), Stillman (6-7), Eck (5-6), Foltyn (2-2), Del Monte (2-2), Simpson (2-2), Evsich (2-2), Milburn (1-1).

2013 SOUTHERN CONFERENCE STANDINGS

Team	Conference Record	Pct	Home	Away	Overall Record	Pct	Home	Away	Neutral
Western Carolina	23-7	.767	12-3	11-4	39-20	.661	24-7	14-8	1-5
College of Charleston	18-11	.621	8-6	10-5	31-26	.544	19-13	12-9	0-4
§-Elon	18-11	.621	9-6	9-5	34-30	.531	15-12	11-16	8-2
Citadel	18-12	.600	9-6	9-6	35-25	.583	20-10	12-14	3-1
Appalachian State	13-14	.481	7-6	6-8	30-24	.556	15-10	13-11	2-3
Furman	14-16	.467	6-9	8-7	32-25	.561	17-13	14-10	1-2
Georgia Southern	13-17	.433	9-6	4-11	27-32	.458	16-14	9-16	2-2
Samford	12-17	.414	6-9	6-8	27-30	.474	18-13	8-14	1-3
Davidson	12-18	.400	7-8	5-10	18-31	.367	13-12	5-19	0-0
UNCG	11-19	.367	5-10	6-9	24-31	.436	16-18	7-13	1-0
Wofford	10-20	.333	8-7	2-13	20-36	.357	15-16	4-19	1-1

§ - SoCon tournament champion

2013 SOUTHERN CONFERENCE BASEBALL CHAMPIONSHIP RESULTS

May 22 (Wednesday)

SoCon Championship (Fluor Field; Greenville, S.C.)

Game 1: #4 The Citadel 6, #5 Appalachian State 5

Game 2: #1 Western Carolina 13, #8 Samford 7

Game 3: #6 Furman 10, #3 Elon 1

May 23 (Thursday)

SoCon Championship (Fluor Field; Greenville, S.C.)

Game 4: #7 Georgia Southern 2, #2 College of Charleston 0

Game 5: #3 Elon 18, #2 College of Charleston 8

Game 6: #5 Appalachian State 2, #8 Samford 1 (at Latham Stadium)

Game 7: #4 The Citadel 12, #1 Western Carolina 11

Game 8: #7 Georgia Southern 3, #6 Furman 2

May 24 (Friday)

SoCon Championship (Fluor Field; Greenville, S.C.)

Game 9: #5 Appalachian State 15, #1 Western Carolina 4

Game 10: #3 Elon 8, #6 Furman 1

May 25 (Saturday)

SoCon Championship (Fluor Field; Greenville, S.C.)

Game 11: #4 The Citadel 8, #5 Appalachian State 6

Game 12: #3 Elon 11, #7 Georgia Southern 4

Game 13: #3 Elon 7, #7 Georgia Southern 6

May 26 (Sunday)

SoCon Championship (Fluor Field; Greenville, S.C.)

Game 14: #3 Elon 6, #4 The Citadel 5

All-Tournament Team

SP Kyle Webb, Elon
 SP Justin Hess, Georgia Southern
 RP Dylan Clark, Elon
 C Joe Jackson, The Citadel
 1B Ryan Kinsella, Elon
 2B Hector Crespo, Appalachian State
 SS Antonio Alvarez, Elon
 3B Tyler White, Western Carolina
 OF Tyler Griffin, The Citadel
 OF Sebastian Gomez, Elon
 OF Julian Ridings, Western Carolina
 DH Bo Thompson, The Citadel

Most Outstanding Player, Walt Nadzak Award

Joe Jackson, The Citadel

2013 NCAA CHARLOTTESVILLE REGIONAL

May 31 (Friday)

NCAA Charlottesville Regional (Davenport Field; Charlottesville, Va.)

Elon 10, UNCW 7

June 1 (Saturday)

NCAA Charlottesville Regional (Davenport Field; Charlottesville, Va.)


Virginia 2, Elon 0

June 2 (Sunday)

NCAA Charlottesville Regional (Davenport Field; Charlottesville, Va.)

Elon 6, UNCW 4

Virginia 11, Elon 3



Elon, which trailed in each of its six games in the SoCon Championship, became just the second team in league history to lose its first game and go on to win the tournament, joining the 1991 Furman squad.

The Phoenix went 2-2 at the NCAA Charlottesville Regional, becoming the fourth SoCon team since 2010 to reach a regional final.



The Citadel's Austin Pritcher was named the SoCon Pitcher of the Year by both the league's coaches and media in 2013. Pritcher went 8-3 with a 2.99 ERA.

PLAYERS OF THE WEEK

Feb. 18	Tommy Corbin, Samford
Feb. 25	Josh Hyman, Wofford
March 4	Drew DeKerlegand, The Citadel
March 11	Tyler White, Western Carolina
March 18	Bo Thompson, The Citadel
March 25	C.K. Irby, Samford
April 1	Cambric Moye, UNCG
April 8	Ryan Kinsella, Elon
April 15	Brandon Murray, Coll. of Charleston
April 22	Adam Martin, Western Carolina
April 29	Johnathan Stokes, The Citadel
May 6	Greg Harrison, Furman
May 13	Noah Holmes, Appalachian State
May 21	Tyler Griffin, The Citadel

PITCHERS OF THE WEEK

Feb. 18	Jamie Nunn, Appalachian State
Feb. 25	Adam Curtis, Western Carolina
March 4	C.K. Irby, Samford
March 11	Nate Smith, Furman
March 18	Kyle Webb, Elon
March 25	C.K. Irby, Samford
April 1	Sam Agnew-Wieland, Appalachian St.
April 8	Sam Agnew-Wieland, Appalachian St.
April 15	Brandon Yarusi, Wofford
April 22	Jeremy Null, Western Carolina
April 29	Austin Pritcher, The Citadel
May 6	Matt Pegler, College of Charleston
May 13	Austin Pritcher, The Citadel
May 21	Nick Neitzel, Davidson

NOTE:

On March 25, Samford's C.K. Irby became the first player in league history to be named SoCon Player of the Week and Pitcher of the Week in the same week.

ALL-CONFERENCE TEAMS

Coaches All-SoCon Team

PLAYER OF THE YEAR	
Ryan Kinsella, Jr., 1B, Elon	
PITCHER OF THE YEAR	
Austin Pritcher, Sr., RHP, The Citadel	
FRESHMAN OF THE YEAR	
Jaylin Davis, OF, Appalachian State	
COACH OF THE YEAR	
Bobby Moranda, Western Carolina	
FIRST TEAM	
SP	Jamie Nunn, Appalachian State
SP	Austin Pritcher, The Citadel
RP	Preston Hatcher, Western Carolina
C	Joe Jackson, The Citadel
1B	Ryan Kinsella, Elon
2B	Hector Crespo, Appalachian State
SS	Aaron Attaway, Western Carolina
3B	Tyler White, Western Carolina
OF	Christian Wolfe, UNCG
OF	Phillip Ervin, Samford
OF	Julian Ridings, Western Carolina
DH	C.K. Irby, Samford

SECOND TEAM

SP	Kyle Webb, Elon
SP	Jeremy Null, Western Carolina
RP	Skylar Hunter, The Citadel
C	Adam Martin, Western Carolina
1B	Alex Abrams, Furman
2B	Blake Butler, College of Charleston
2B	Mason Davis, The Citadel
SS	Will Callaway, Appalachian State
3B	Trevor Edwards, UNCG
OF	Brandon Murray, Coll. of Charleston
OF	Hughston Armstrong, The Citadel
OF	Christiaan Durdaller, Samford
DH	Bo Thompson, The Citadel

ALL-FRESHMAN TEAM

Jaylin Davis, Appalachian State
Dillon Dobson, Appalachian State
Blake Butler, College of Charleston
Nathan Helvey, College of Charleston
Carl Wise, College of Charleston
Skylar Hunter, The Citadel
Sam Foy, Davidson
Jordan Simpson, Furman
Ryan Clark, UNCG
Benigno Marrero, UNCG
Richard Greene, Samford
Jonathan Waszak, Western Carolina
Will Stillman, Wofford

Media All-SoCon Team

PLAYER OF THE YEAR	
Tyler White, Sr., 3B, Western Carolina	
PITCHER OF THE YEAR	
Austin Pritcher, Sr., RHP, The Citadel	
FRESHMAN OF THE YEAR	
Benigno Marrero, 2B, UNCG	
COACH OF THE YEAR	
Bobby Moranda, Western Carolina	
FIRST TEAM	
SP	Jamie Nunn, Appalachian State
SP	Austin Pritcher, The Citadel
RP	Preston Hatcher, Western Carolina
C	Joe Jackson, The Citadel
1B	Ryan Kinsella, Elon
2B	Hector Crespo, Appalachian State
SS	Aaron Attaway, Western Carolina
3B	Tyler White, Western Carolina
OF	Christian Wolfe, UNCG
OF	Christiaan Durdaller, Samford
OF	Phillip Ervin, Samford
OF	Julian Ridings, Western Carolina
DH	C.K. Irby, Samford

SECOND TEAM

SP	Kyle Webb, Elon
SP	Jeremy Null, Western Carolina
RP	Skylar Hunter, The Citadel
C	Adam Martin, Western Carolina
1B	Calvin Orth, The Citadel
2B	Blake Butler, College of Charleston
SS	Will Callaway, Appalachian State
3B	Chris Ohmstede, Furman
OF	Brandon Murray, Coll. of Charleston
OF	Hughston Armstrong, The Citadel
OF	Sebastian Gomez, Elon
DH	Bo Thompson, The Citadel

PLAYERS OF THE MONTH

February	Tyler Griffin, The Citadel
March	Gunnar Heidt, Coll. of Charleston
April	Will Callaway, Appalachian State
May	Joe Jackson, The Citadel

PITCHERS OF THE MONTH

February	Austin Pritcher, The Citadel
March	Spencer Medick, Elon
April	Austin Pritcher, The Citadel
May	Tyler Moore, Appalachian State

BATTING

	AVG	G	AB	R	H	2B	3B	HR	RBI	TB	SLG%	BB	HBP	SO	GDP	OB%	SF	SH	SB	ATT	PO	A	E	FLD%
UNCG	.311	55	2000	359	622	115	16	42	323	895	.448	179	36	382	35	.373	29	24	48	66	1466	511	92	.956
The Citadel	.309	60	2091	434	647	114	18	66	398	995	.476	247	68	367	35	.395	29	61	67	87	1586	598	103	.955
Western Carolina	.308	59	2120	430	653	145	17	71	393	1045	.493	198	72	396	23	.382	28	37	59	80	1586	618	87	.962
Furman	.295	57	2082	356	615	123	9	51	327	909	.437	194	54	419	38	.367	22	20	64	97	1557	588	87	.961
Samford	.292	57	1976	405	577	112	12	53	365	872	.441	251	70	361	37	.385	33	24	68	82	1494	557	89	.958
Elon	.288	64	2262	417	652	123	19	41	376	936	.414	280	66	467	45	.379	23	38	84	105	1720	727	110	.957
Appalachian State	.282	54	1882	328	530	102	17	37	290	777	.413	178	32	372	28	.349	28	20	100	124	1436	624	64	.970
Coll. of Charleston	.268	57	1946	342	522	112	14	40	302	782	.402	226	69	464	35	.361	25	24	48	69	1537	580	77	.965
Wofford	.264	56	1802	279	475	82	9	17	235	626	.347	200	62	395	24	.355	13	67	163	209	1440	496	82	.959
Davidson	.260	49	1678	247	437	76	10	39	219	650	.387	148	46	415	16	.335	12	23	49	66	1271	511	79	.958
Georgia Southern	.259	59	2014	322	521	100	8	32	288	733	.364	230	68	514	31	.350	25	29	76	101	1578	608	79	.965
Totals	.286	267	21853	3919	6251	1204	149	489	3516	9220	.422	2331	643	4552	347	.368	267	367	826	1086	1667	6418	949	.961

PITCHING

	ERA	W	L	G	CG	SHO	CBO	SV	IP	H	R	ER	BB	SO	2B	3B	HR	AB	B/Avg	WP	HBP	BK	SFA	SHA
Coll. of Charleston	4.20	31	26	57	0	3	3	10	512.1	520	272	239	167	439	93	7	41	1971	.264	44	76	4	20	38
Western Carolina	4.41	39	20	59	0	2	2	17	528.2	572	331	259	242	490	108	10	28	2057	.278	65	43	4	20	38
The Citadel	4.60	35	25	60	2	4	3	15	528.2	580	342	270	200	421	93	12	44	2092	.277	44	52	8	19	37
Appalachian State	4.83	30	24	54	2	2	0	10	478.2	527	308	257	215	369	90	12	33	1876	.281	47	58	10	16	31
Furman	5.25	32	25	57	0	0	0	15	519.0	584	371	303	230	417	87	13	50	2042	.286	59	58	3	29	36
Elon	5.34	34	30	64	3	0	0	14	573.1	657	441	340	251	452	128	20	35	2267	.290	54	71	9	32	45
Georgia Southern	5.42	27	32	59	1	2	1	10	526.0	664	364	317	199	449	125	15	48	2140	.310	49	33	2	26	40
Samford	5.46	27	30	57	3	2	1	10	498.0	579	376	302	225	385	104	16	37	1983	.292	63	67	9	27	36
Wofford	5.87	20	36	56	3	2	0	10	480.0	565	368	313	250	448	116	16	46	1936	.292	53	54	7	19	36
Davidson	5.93	18	31	49	2	0	0	7	423.2	523	333	279	212	314	116	7	47	1708	.306	65	40	6	28	16
UNCG	6.19	24	31	55	1	2	1	9	488.2	565	406	336	276	427	109	22	35	1940	.291	73	75	5	27	38
Totals	5.21	317	310	627	17	19	11	127	5557.0	6336	3912	3215	2467	4611	1169	150	444	22012	.288	616	627	67	263	391

FIELDING

Team	C	PO	A	E	FLD%	DPs	SBA	CSB	SBA%	PB	CI
Appalachian State	2124	1436	624	64	.970	52	96	11	.897	11	0
Georgia Southern	2265	1578	608	79	.965	48	69	27	.719	8	0
Coll. of Charleston	2194	1537	580	77	.965	37	63	19	.768	5	0
Western Carolina	2291	1586	618	87	.962	45	61	27	.693	10	0
Furman	2232	1557	588	87	.961	44	79	25	.760	13	3
Wofford	2018	1440	496	82	.959	31	95	25	.792	11	2
Samford	2140	1494	557	89	.958	45	57	22	.722	6	5
Davidson	1861	1271	511	79	.958	41	79	38	.675	4	0
Elon	2557	1720	727	110	.957	45	89	25	.781	14	1
UNCG	2069	1466	511	92	.956	34	85	31	.733	9	1
The Citadel	2287	1586	598	103	.955	37	54	27	.667	8	1
Totals	24038	16671	6418	949	.961	459	827	277	.749	99	13

TEAM BATTING LEADERS

Batting avg		Runs scored		Doubles		Total bases	
UNCG	.311	The Citadel	434	Western Carolina	145	Western Carolina	1045
The Citadel	.309	Western Carolina	430	Elon	123	The Citadel	995
Western Carolina	.308	Elon	417	Furman	123	Elon	936
Furman	.295	Samford	405	UNCG	115	Furman	909
Samford	.292	UNCG	359	The Citadel	114	UNCG	895
Elon	.288	Furman	356	College of Charleston	112	Samford	872
Appalachian State	.282	College of Charleston	342	Samford	112	College of Charleston	782
College of Charleston	.268	Appalachian State	328	Appalachian State	102	Appalachian State	777
Wofford	.264	Georgia Southern	322	Georgia Southern	100	Georgia Southern	733
Davidson	.260	Wofford	279	Wofford	82	Davidson	650
Georgia Southern	.259	Davidson	247	Davidson	76	Wofford	626
Slugging pct		Hits		Triples		At bats	
Western Carolina	.493	Western Carolina	653	Elon	19	Elon	2262
The Citadel	.476	Elon	652	The Citadel	18	Western Carolina	2120
UNCG	.448	The Citadel	647	Appalachian State	17	The Citadel	2091
Samford	.441	UNCG	622	Western Carolina	17	Furman	2082
Furman	.437	Furman	615	UNCG	16	Georgia Southern	2014
Elon	.414	Samford	577	College of Charleston	14	UNCG	2000
Appalachian State	.413	Appalachian State	530	Samford	12	Samford	1976
College of Charleston	.402	College of Charleston	522	Davidson	10	College of Charleston	1946
Davidson	.387	Georgia Southern	521	Wofford	9	Appalachian State	1882
Georgia Southern	.364	Wofford	475	Furman	9	Wofford	1802
Wofford	.347	Davidson	437	Georgia Southern	8	Davidson	1678
On base pct		Runs batted in		Home runs		Walks	
The Citadel	.395	The Citadel	398	Western Carolina	71	Elon	280
Samford	.385	Western Carolina	393	The Citadel	66	Samford	251
Western Carolina	.382	Elon	376	Samford	53	The Citadel	247
Elon	.379	Samford	365	Furman	51	Georgia Southern	230
UNCG	.373	Furman	327	UNCG	42	College of Charleston	226
Furman	.367	UNCG	323	Elon	41	Wofford	200
College of Charleston	.361	College of Charleston	302	College of Charleston	40	Western Carolina	198
Wofford	.355	Appalachian State	290	Davidson	39	Furman	194
Georgia Southern	.350	Georgia Southern	288	Appalachian State	37	UNCG	179
Appalachian State	.349	Wofford	235	Georgia Southern	32	Appalachian State	178
Davidson	.335	Davidson	219	Wofford	17	Davidson	148

TEAM BATTING LEADERS (CONTINUED)

Hit by pitch

Western Carolina	72
Samford	70
College of Charleston	69
The Citadel	68
Georgia Southern	68
Elon	66
Wofford	62
Furman	54
Davidson	46
UNCG	36
Appalachian State	32

Strikeouts

Georgia Southern	514
Elon	467
College of Charleston	464
Furman	419
Davidson	415
Western Carolina	396
Wofford	395
UNCG	382
Appalachian State	372
The Citadel	367
Samford	361

Sac bunts

Wofford	67
The Citadel	61
Elon	38
Western Carolina	37
Georgia Southern	29
College of Charleston	24
Samford	24
UNCG	24
Davidson	23
Furman	20
Appalachian State	20

Sac flies

Samford	33
The Citadel	29
UNCG	29
Western Carolina	28
Appalachian State	28
Georgia Southern	25
College of Charleston	25
Elon	23
Furman	22
Wofford	13
Davidson	12

Stolen bases

Wofford	163
Appalachian State	100
Elon	84
Georgia Southern	76
Samford	68
The Citadel	67
Furman	64
Western Carolina	59
Davidson	49
UNCG	48
College of Charleston	48

Caught stealing

Wofford	46
Furman	33
Georgia Southern	25
Appalachian State	24
Western Carolina	21
Elon	21
College of Charleston	21
The Citadel	20
UNCG	18
Davidson	17
Samford	14

Steal attempts

Wofford	209
Appalachian State	124
Elon	105
Georgia Southern	101
Furman	97
The Citadel	87
Samford	82
Western Carolina	80
College of Charleston	69
Davidson	66
UNCG	66

Grounded into DP

Elon	45
Furman	38
Samford	37
The Citadel	35
College of Charleston	35
UNCG	35
Georgia Southern	31
Appalachian State	28
Wofford	24
Western Carolina	23
Davidson	16

TEAM PITCHING LEADERS

Earned run avg

College of Charleston	4.20
Western Carolina	4.41
The Citadel	4.60
Appalachian State	4.83
Furman	5.25
Elon	5.34
Georgia Southern	5.42
Samford	5.46
Wofford	5.87
Davidson	5.93
UNCG	6.19

Opposing bat avg

College of Charleston	.264
The Citadel	.277
Western Carolina	.278
Appalachian State	.281
Furman	.286
Elon	.290
UNCG	.291
Wofford	.292
Samford	.292
Davidson	.306
Georgia Southern	.310

Innings pitched

Elon	573.1
The Citadel	528.2
Western Carolina	528.2
Georgia Southern	526.0
Furman	519.0
College of Charleston	512.1
Samford	498.0
UNCG	488.2
Wofford	480.0
Appalachian State	478.2
Davidson	423.2

Batters struck out

Western Carolina	490
Elon	452
Georgia Southern	449
Wofford	448
College of Charleston	439
UNCG	427
The Citadel	421
Furman	417
Samford	385
Appalachian State	369
Davidson	314

Batters SO looking

College of Charleston	161
UNCG	138
The Citadel	136
Western Carolina	135
Georgia Southern	132
Furman	125
Wofford	123
Elon	122
Samford	120
Appalachian State	108
Davidson	97

Wins

Western Carolina	39
The Citadel	35
Elon	34
Furman	32
College of Charleston	31
Appalachian State	30
Samford	27
Georgia Southern	27
UNCG	24
Wofford	20
Davidson	18

Losses

Wofford	36
Georgia Southern	32
Davidson	31
UNCG	31
Samford	30
Elon	30
College of Charleston	26
The Citadel	25
Furman	25
Appalachian State	24
Western Carolina	20

Saves

Western Carolina	17
Furman	15
The Citadel	15
Elon	14
Samford	10
Appalachian State	10
College of Charleston	10
Wofford	10
Georgia Southern	10
UNCG	9
Davidson	7

Runners picked off

Elon	19
Davidson	19
The Citadel	18
Western Carolina	18
UNCG	16
College of Charleston	14
Georgia Southern	10
Furman	10
Wofford	8
Samford	8
Appalachian State	7

Sac bunts allowed

Elon	45
Georgia Southern	40
UNCG	38
Western Carolina	38
College of Charleston	38
The Citadel	37
Samford	36
Furman	36
Wofford	36
Appalachian State	31
Davidson	16

Sac flies allowed

Elon	32
Furman	29
Davidson	28
Samford	27
UNCG	27
Georgia Southern	26
College of Charleston	20
Western Carolina	20
The Citadel	19
Wofford	19
Appalachian State	16

Hits allowed

College of Charleston	520
Davidson	523
Appalachian State	527
UNCG	565
Wofford	565
Western Carolina	572
Samford	579
The Citadel	580
Furman	584
Elon	657
Georgia Southern	664

Runs allowed

College of Charleston	272
Appalachian State	308
Western Carolina	331
Davidson	333
The Citadel	342
Georgia Southern	364
Wofford	368
Furman	371
Samford	376
UNCG	406
Elon	441

Earned runs allowed

College of Charleston	239
Appalachian State	257
Western Carolina	259
The Citadel	270
Davidson	279
Samford	302
Furman	303
Wofford	313
Georgia Southern	317
UNCG	336
Elon	340

Walks allowed

College of Charleston	167
Georgia Southern	199
The Citadel	200
Davidson	212
Appalachian State	215
Samford	225
Furman	230
Western Carolina	242
Wofford	250
Elon	251
UNCG	276

Doubles allowed

Furman	87
Appalachian State	90
College of Charleston	93
The Citadel	93
Samford	104
Western Carolina	108
UNCG	109
Wofford	116
Davidson	116
Georgia Southern	125
Elon	128

TEAM PITCHING LEADERS (CONTINUED)

Triples allowed

Davidson	7
College of Charleston	7
Western Carolina	10
Appalachian State	12
The Citadel	12
Furman	13
Georgia Southern	15
Wofford	16
Samford	16
Elon	20
UNCG	22

Home runs allowed

Western Carolina	28
Appalachian State	33
UNCG	35
Elon	35
Samford	37
College of Charleston	41
The Citadel	44
Wofford	46
Davidson	47
Georgia Southern	48
Furman	50

Wild pitches

UNCG	73
Davidson	65
Western Carolina	65
Samford	63
Furman	59
Elon	54
Wofford	53
Georgia Southern	49
Appalachian State	47
The Citadel	44
College of Charleston	44

Balks

Appalachian State	10
Samford	9
Elon	9
The Citadel	8
Wofford	7
Davidson	6
UNCG	5
College of Charleston	4
Western Carolina	4
Furman	3
Georgia Southern	2

Hit batters

College of Charleston	76
UNCG	75
Elon	71
Samford	67
Appalachian State	58
Furman	58
Wofford	54
The Citadel	52
Western Carolina	43
Davidson	40
Georgia Southern	33

Intentional BB allowed

Georgia Southern	16
Elon	4
Samford	9
Davidson	11
The Citadel	10
Furman	5
Western Carolina	6
UNCG	9
College of Charleston	1
Wofford	8



Western Carolina pitcher Jeremy Null was part of a Catamount staff that allowed a league-low 28 home runs and was second in ERA in 2013.

TEAM FIELDING LEADERS

Fielding pct

Appalachian State	.970
Georgia Southern	.965
College of Charleston	.965
Western Carolina	.962
Furman	.961
Wofford	.959
Samford	.958
Davidson	.958
Elon	.957
UNCG	.956
The Citadel	.955

Chances

Elon	2557
Western Carolina	2291
The Citadel	2287
Georgia Southern	2265
Furman	2232
College of Charleston	2194
Samford	2140
Appalachian State	2124
UNCG	2069
Wofford	2018
Davidson	1861

Putouts

Elon	1720
Western Carolina	1586
The Citadel	1586
Georgia Southern	1578
Furman	1557
College of Charleston	1537
Samford	1494
UNCG	1466
Wofford	1440
Appalachian State	1436
Davidson	1271

Assists

Elon	727
Appalachian State	624
Western Carolina	618
Georgia Southern	608
The Citadel	598
Furman	588
College of Charleston	580
Samford	557
Davidson	511
UNCG	511
Wofford	496



Appalachian State's Dillon Dobson was in on 36 double plays last year, helping the Mountaineers lead the league with 52 turned.

Errors

Elon	110
The Citadel	103
UNCG	92
Samford	89
Western Carolina	87
Furman	87
Wofford	82
Georgia Southern	79
Davidson	79
College of Charleston	77
Appalachian State	64

Fielding double plays

Appalachian State	52
Georgia Southern	48
Western Carolina	45
Samford	45
Elon	45
Furman	44
Davidson	41
The Citadel	37
College of Charleston	37
UNCG	34
Wofford	31

Stolen bases against

Appalachian State	96
Wofford	95
Elon	89
UNCG	85
Davidson	79
Furman	79
Georgia Southern	69
College of Charleston	63
Western Carolina	61
Samford	57
The Citadel	54

Caught stealing by

Davidson	38
UNCG	31
The Citadel	27
Georgia Southern	27
Western Carolina	27
Elon	25
Wofford	25
Furman	25
Samford	22
College of Charleston	19
Appalachian State	11

Steal attempts against

Wofford	120
Davidson	117
UNCG	116
Elon	114
Appalachian State	107
Furman	104
Georgia Southern	96
Western Carolina	88
College of Charleston	82
The Citadel	81
Samford	79

Passed balls

Elon	14
Furman	13
Appalachian State	11
Wofford	11
Western Carolina	10
UNCG	9
Georgia Southern	8
The Citadel	8
Samford	6
College of Charleston	5
Davidson	4

Catchers interference

Samford	5
Furman	3
Wofford	2
UNCG	1
The Citadel	1
Elon	1

INDIVIDUAL BATTING LEADERS

Batting avg

Christian Wolfe, UNCG	.421
Joe Jackson, CIT	.386
C.K. Irby, SAM	.383
Hughston Armstrong, CIT	.379
Julian Ridings, WCU	.377
Aaron Attaway, WCU	.363
Tyler White, WCU	.363
Christiaan Durdall, SAM	.361
Benigno Marrero, UNCG	.352
Gunnar Heidt, COFC	.349

Slugging pct

Julian Ridings, WCU	.663
Tyler White, WCU	.661
Joe Jackson, CIT	.658
Ryan Kinsella, ELON	.656
Christiaan Durdall, SAM	.649
Tyler Griffin, CIT	.610
Carl Wise, COFC	.606
C.K. Irby, SAM	.599
Phillip Ervin, SAM	.597
Aaron Attaway, WCU	.592

On base pct

Joe Jackson, CIT	.495
Bo Thompson, CIT	.472
Christian Wolfe, UNCG	.463
Phillip Ervin, SAM	.459
Carl Wise, COFC	.453
Christiaan Durdall, SAM	.451
C.K. Irby, SAM	.450
Hughston Armstrong, CIT	.447
Julian Ridings, WCU	.441
Antonio Alvarez, ELON	.431

Runs scored

Aaron Attaway, WCU	68
Joe Jackson, CIT	66
Mason Davis, CIT	62
Phillip Ervin, SAM	58
Antonio Alvarez, ELON	58
Hughston Armstrong, CIT	57
Ryan Kinsella, ELON	56
Christiaan Durdall, SAM	53
Blake Butler, COFC	52
Tyler White, WCU	52

Hits

Aaron Attaway, WCU	97
Tyler White, WCU	91
Joe Jackson, CIT	88
Christian Wolfe, UNCG	88
Hughston Armstrong, CIT	85
C.K. Irby, SAM	85
Mason Davis, CIT	83
Taylor Johnson, FUR	82
Gunnar Heidt, COFC	81
Ryan Kinsella, ELON	80

Runs batted in

Ryan Kinsella, ELON	78
Joe Jackson, CIT	67
Tyler White, WCU	66
C.K. Irby, SAM	59
Taylor Johnson, FUR	56
Aaron Attaway, WCU	54
Brandon Murray, COFC	54
Gunnar Heidt, COFC	54
Christiaan Durdall, SAM	53

Doubles

Tyler White, WCU	27
Eric Kalbfleisch, UNCG	21
Joe Jackson, CIT	19
Ryan Kinsella, ELON	19
Gunnar Heidt, COFC	17
Christian Wolfe, UNCG	17
Antonio Alvarez, ELON	17
Taylor Johnson, FUR	17
8 tied at	16

Triples

Gunnar Heidt, COFC	7
Alex Swim, ELON	6
Aaron Attaway, WCU	5
Drew DeKerlegand, CIT	5
Mason Davis, CIT	4
TJ Spina, UNCG	4
Jaylin Davis, APP	4
C.K. Irby, SAM	4
Julian Ridings, WCU	4
Bradley Strong, WCU	4

Home runs

Ryan Kinsella, ELON	21
Tyler White, WCU	16
Chris Ohmstede, FUR	14
Bo Thompson, CIT	14
Christiaan Durdall, SAM	14
T.D. Davis, GSU	13
Trevor Edwards, UNCG	13
Joe Jackson, CIT	13
Andrew Barna, DAV	12
Aaron Attaway, WCU	12
Tyler Griffin, CIT	12

Total bases

Ryan Kinsella, ELON	168
Tyler White, WCU	166
Aaron Attaway, WCU	158
Joe Jackson, CIT	150
C.K. Irby, SAM	133
Julian Ridings, WCU	132
Taylor Johnson, FUR	129
Christiaan Durdall, SAM	126
Gunnar Heidt, COFC	124
Christian Wolfe, UNCG	121

Walks

Bo Thompson, CIT	54
Antonio Alvarez, ELON	48
Joe Jackson, CIT	43
Brandon Murray, COFC	42
Phillip Ervin, SAM	39
Ryan Kinsella, ELON	38
Blake Butler, COFC	35
Drew DeKerlegand, CIT	33
Hunter Burton, FUR	33
William Head, APP	32

Hit by pitch

Scooter Williams, GSU	19
Drew DeKerlegand, CIT	15
Quinn Bower, ELON	14
Bo Thompson, CIT	14
TJ Spina, UNCG	11
8 tied at	10

Sac bunts

Alec Paradowski, WOF	18
Hughston Armstrong, CIT	14
Matthew Ramsay, WOF	12
Matthew Kaskow, WOF	9
Johnathan Stokes, CIT	9
Mason Davis, CIT	8
Luke Gragg, WCU	8
Luke Feisal, WOF	8
Calvin Orth, CIT	7
6 tied at	6

Sac flies

Will Callaway, APP	9
Trevor Edwards, UNCG	8
Chase Griffin, GSU	7
Alex Swim, ELON	7
Brandon Murray, COFC	6
Johnathan Stokes, CIT	5
C.K. Irby, SAM	5
Christiaan Durdall, SAM	5
Bo Thompson, CIT	5
14 tied at	4

Stolen bases

William Head, APP	27
Ben Morgan, GSU	27
Josh Hyman, WOF	26
Will Muzika, FUR	23
Mason Davis, CIT	22
Hector Crespo, APP	22
Quinn Bower, ELON	21
Phillip Ervin, SAM	21
Scooter Williams, GSU	21
Matthew Ramsay, WOF	21

Total plate appearances

Alex Swim, ELON	306
Ryan Kinsella, ELON	305
Mason Davis, CIT	303
Aaron Attaway, WCU	293
Joe Jackson, CIT	287
Tyler White, WCU	286
Ben Morgan, GSU	281
Antonio Alvarez, ELON	276
Chase Griffin, GSU	276
Will Muzika, FUR	275

At bats

Mason Davis, CIT	272
Alex Swim, ELON	271
Aaron Attaway, WCU	267
Ryan Kinsella, ELON	256
Tyler White, WCU	251
Taylor Johnson, FUR	247
Ben Morgan, GSU	241
Chase Griffin, GSU	239
Johnathan Stokes, CIT	236
Hector Crespo, APP	235

Steal attempts

Ben Morgan, GSU	35
William Head, APP	31
Josh Hyman, WOF	31
Will Muzika, FUR	30
Hector Crespo, APP	28
Matthew Ramsay, WOF	28
Mason Davis, CIT	27
Scooter Williams, GSU	25
Hunter Burton, FUR	24
4 tied at	23

Strikeouts

Ben Morgan, GSU	63
T.D. Davis, GSU	60
Ryan Kinsella, ELON	59
Jaylin Davis, APP	59
Antonio Alvarez, ELON	58
Scooter Williams, GSU	58
Morgan Phillips, COFC	56
Will Muzika, FUR	54
Caleb Bryson, SAM	53
Jacob Hoyle, WCU	52

Caught stealing

Hunter Burton, FUR	10
Ben Morgan, GSU	8
Will Muzika, FUR	7
Matthew Ramsay, WOF	7
Sebastian Gomez, ELON	6
Hector Crespo, APP	6
Seth Neely, WOF	6
Bradley Strong, WCU	6
6 tied at	5

Grounded into DP

Johnathan Stokes, CIT	8
Ryan Kinsella, ELON	8
Danny Lynch, ELON	7
Joey Tomko, ELON	7
10 tied at	6



UNCG outfielder Christian Wolfe led the SoCon and finished second nationally in 2013 with a .421 batting average.

INDIVIDUAL PITCHING LEADERS

Earned run avg

Alex Abrams, FUR	2.43
Taylor Thurber, APP	2.91
Austin Pritcher, CIT	2.99
Nate Smith, FUR	3.59
Logan Cribb, CIT	3.60
Justin Hess, GSU	3.69
Jamie Nunn, APP	3.96
Brandon Yarusi, WOF	4.14
Jesse Morris, WOF	4.73
Sam Agnew-Wieland, APP	5.15

Opposing bat avg

Alex Abrams, FUR	.236
Logan Cribb, CIT	.253
Austin Pritcher, CIT	.255
Jamie Nunn, APP	.255
Sam Agnew-Wieland, APP	.255
Justin Hess, GSU	.265
Nate Smith, FUR	.269
Jesse Morris, WOF	.285
Taylor Thurber, APP	.288
Brandon Yarusi, WOF	.293

Innings pitched

Nate Smith, FUR	100.1
Austin Pritcher, CIT	99.1
Jamie Nunn, APP	97.2
Justin Hess, GSU	95.0
Sam Agnew-Wieland, APP	85.2
Sam Howard, GSU	84.1
Jesse Morris, WOF	83.2
Logan Cribb, CIT	75.0
Jason Richman, GSU	72.0
Josh Stevenson, GSU	69.2

Batters struck out

Justin Hess, GSU	120
Jeremy Null, WCU	109
Jesse Morris, WOF	102
Nate Smith, FUR	98
Kyle Webb, ELON	97
C.K. Irby, SAM	90
Sam Howard, GSU	87
Max Povse, UNCG	81
Jake Zokan, COFC	80
Austin Pritcher, CIT	80

Batters SO looking

Luke Leftwich, WOF	33
Jake Zokan, COFC	33
Justin Hess, GSU	30
Sam Howard, GSU	28
Jeremy Null, WCU	27
Max Povse, UNCG	26
Jordan Smith, WCU	26
Alex Milazzo, SAM	25
Matt Pegler, COFC	25
C.K. Irby, SAM	25

Wins

Jeremy Null, WCU	9
Jamie Nunn, APP	9
Austin Pritcher, CIT	8
Kyle Webb, ELON	7
Jordan Smith, WCU	7
Nate Smith, FUR	7
C.K. Irby, SAM	7
Sam Agnew-Wieland, APP	7
Jesse Morris, WOF	7
Spencer Medick, ELON	7

Saves

Preston Hatcher, WCU	14
Skylar Hunter, CIT	13
Eric Eck, WOF	10
Dre Watts, COFC	8
Nate Young, ELON	8
Matt Solter, FUR	7
Arthur Strauss, SAM	6
Rob Marcello, APP	5
6 tied at	4



Furman right-hander Alex Abrams posted a 2.43 ERA and held opposing batters to a .236 average in 2013, both of which led the SoCon.

Appearances

Zach Sherrill, CIT	48
David Rivera, CIT	40
Tyler Powell, WCU	34
Skylar Hunter, CIT	33
Jonathan Waszak, WCU	32
Drake Browne, FUR	32
Preston Hatcher, WCU	32
Chris Myers, GSU	32
Matthew Milburn, WOF	31
Ben Carlson, FUR	30

Games started

Nate Smith, FUR	17
Austin Pritcher, CIT	16
Kyle Webb, ELON	16
Jamie Nunn, APP	15
Jordan Smith, WCU	15
9 tied at	14

Games finished

Preston Hatcher, WCU	30
Skylar Hunter, CIT	27
Eric Eck, WOF	24
Dre Watts, COFC	21
Ryan Clark, UNCG	16
Matt Solter, FUR	15
Taylor Thurber, APP	15
Ben Carlson, FUR	14
Nate Young, ELON	14
Kyle Rowe, GSU	13
Arthur Strauss, SAM	13

Games in relief

Zach Sherrill, CIT	48
David Rivera, CIT	40
Skylar Hunter, CIT	33
Tyler Powell, WCU	33
Drake Browne, FUR	32
Preston Hatcher, WCU	32
Chris Myers, GSU	32
Jonathan Waszak, WCU	31
Ben Carlson, FUR	30
Dominique Vattuone, UNCG	29

Sac bunts allowed

Austin Pritcher, CIT	9
Nate Smith, FUR	8
Jason Richman, GSU	8
Matt Pegler, COFC	8
Tanner Hawley, WOF	8
7 tied at	7

Sac flies allowed

Evan Challenger, GSU	7
Tyler Manez, ELON	7
Spencer Medick, ELON	6
Tyler Frazier, UNCG	5
Danny Mooney, DAV	5
Dylan Clark, ELON	5
Elliott Warford, FUR	5
Taylor Thurber, APP	5
11 tied at	4

Losses

Ryan Lowe, DAV	8
Spencer Medick, ELON	7
Sam Howard, GSU	7
Corey Taylor, UNCG	7
Luke Leftwich, WOF	6
Sam Agnew-Wieland, APP	6
Justin Hess, GSU	6
Jesse Morris, WOF	6
C.K. Irby, SAM	6
6 tied at	5

Runners picked off

Austin Pritcher, CIT	7
Spencer Medick, ELON	6
Daniel Gerow, DAV	6
Jordan Smith, WCU	5
Logan Cribb, CIT	5
Matt Pegler, COFC	5
Jeffrey Springs, APP	4
Justin Hess, GSU	4
Cambric Moye, UNCG	4
11 tied at	3

Wild pitches

Justin Hess, GSU	13
Danny Mooney, DAV	12
Cole Limbaugh, SAM	12
Adam Boghosian, UNCG	12
Jacques de Gruy, FUR	12
Jacob Baker, ELON	12
Tyler Frazier, UNCG	11
Sam Agnew-Wieland, APP	11
Jason Richman, GSU	10
6 tied at	9

Balks

Sam Agnew-Wieland, APP	6
Brandon Yarusi, WOF	3
Patrick Maronde, SAM	3
Eric Wright, SAM	2
Kyle Webb, ELON	2
Caleb Henley, UNCG	2
C.K. Irby, SAM	2
Spencer Medick, ELON	2
45 tied at	1

Hit batters

Max Povse, UNCG	17
Kyle Webb, ELON	16
Ryan West, COFC	13
Austin Pritcher, CIT	12
Matt Pegler, COFC	12
Spencer Medick, ELON	12
6 tied at	10

Intentional BB allowed

Ryan Lowe, DAV	1
Justin Hess, GSU	3
Jason Richman, GSU	2
Spencer Medick, ELON	1
Andrew MacDonald, ELON	1
Chris Myers, GSU	4
Patrick McGavin, SAM	1
Jacques de Gruy, FUR	1
Cole Limbaugh, SAM	3
Sam Howard, GSU	1
Brandon Yarusi, WOF	1

Hits allowed

Alex Abrams, FUR	54
Taylor Thurber, APP	61
Brandon Yarusi, WOF	72
Logan Cribb, CIT	74
Sam Agnew-Wieland, APP	82
Austin Pritcher, CIT	93
Jamie Nunn, APP	94
Jason Richman, GSU	98
Justin Hess, GSU	98
Jesse Morris, WOF	99

Runs allowed

Taylor Thurber, APP	19
Alex Abrams, FUR	20
Brandon Yarusi, WOF	35
Austin Pritcher, CIT	39
Logan Cribb, CIT	45
Jesse Morris, WOF	48
Jamie Nunn, APP	50
Justin Hess, GSU	50
Nate Smith, FUR	50
Jason Richman, GSU	55

Earned runs allowed

Alex Abrams, FUR	17
Taylor Thurber, APP	18
Brandon Yarusi, WOF	29
Logan Cribb, CIT	30
Austin Pritcher, CIT	33
Justin Hess, GSU	39
Nate Smith, FUR	40
Jamie Nunn, APP	43
Jesse Morris, WOF	44
Sam Agnew-Wieland, APP	49
Jason Richman, GSU	49

INDIVIDUAL PITCHING LEADERS (CONTINUED)

Walks allowed		Doubles allowed		Triples allowed		Home runs allowed	
Taylor Thurber, APP	7	Alex Abrams, FUR	6	Logan Cribb, CIT	0	Austin Pritcher, CIT	3
Alex Abrams, FUR	17	Taylor Thurber, APP	8	Alex Abrams, FUR	0	Taylor Thurber, APP	3
Brandon Yarusi, WOF	17	Sam Agnew-Wieland, APP	10	Jason Richman, GSU	1	Jamie Nunn, APP	4
Jesse Morris, WOF	20	Nate Smith, FUR	12	Josh Stevenson, GSU	2	Sam Howard, GSU	4
Josh Stevenson, GSU	23	Brandon Yarusi, WOF	13	Jesse Morris, WOF	2	Alex Abrams, FUR	4
Logan Cribb, CIT	25	Logan Cribb, CIT	13	Nate Smith, FUR	2	Sam Agnew-Wieland, APP	5
Jason Richman, GSU	28	Austin Pritcher, CIT	13	Taylor Thurber, APP	2	Brandon Yarusi, WOF	6
Justin Hess, GSU	34	Justin Hess, GSU	16	Justin Hess, GSU	2	Jason Richman, GSU	6
Nate Smith, FUR	34	Jamie Nunn, APP	17	Austin Pritcher, CIT	3	Justin Hess, GSU	8
Sam Howard, GSU	35	Sam Howard, GSU	19	Jamie Nunn, APP	3	Josh Stevenson, GSU	9

INDIVIDUAL FIELDING LEADERS

Fielding pct	
Kyle Streicher, GSU	1.000
Jake Jones, FUR	1.000
Garren Palmer, GSU	1.000
Jarrod Rickman, FUR	1.000
Josh Zumbrook, APP	.997
Matthew Ramsay, WOF	.994
Hughston Armstrong, CIT	.993
Calvin Orth, CIT	.993
T.D. Davis, GSU	.992
James Plaisted, WOF	.992
Alex Abrams, FUR	.992

Chances	
Ryan Kinsella, ELON	645
T.D. Davis, GSU	527
Chase Griffin, GSU	495
Joe Jackson, CIT	464
Paul Nitto, FUR	456
Dillon Dobson, APP	436
Caleb Bryson, SAM	433
Calvin Orth, CIT	426
Andrew Barna, DAV	416
Cambric Moye, UNCG	415

Putouts	
Ryan Kinsella, ELON	580
T.D. Davis, GSU	474
Chase Griffin, GSU	424
Joe Jackson, CIT	423
Caleb Bryson, SAM	405
Dillon Dobson, APP	399
Paul Nitto, FUR	392
Calvin Orth, CIT	387
Andrew Barna, DAV	375
Cambric Moye, UNCG	359
Alex Abrams, FUR	339

Assists	
Hector Crespo, APP	192
Antonio Alvarez, ELON	178
Johnathan Stokes, CIT	168
Mason Davis, CIT	168
Aaron Attaway, WCU	165
Jordan Simpson, FUR	155
Bradley Strong, WCU	147
Wil Leathers, ELON	145
Ben Morgan, GSU	143
Michael Zeblo, DAV	142

Fielding double plays	
T.D. Davis, GSU	42
Dillon Dobson, APP	36
Andrew Barna, DAV	36
Hunter Burton, FUR	35
Will Callaway, APP	34
Hector Crespo, APP	34
Michael Zeblo, DAV	34
Jordan Simpson, FUR	33
Aaron Attaway, WCU	32
3 tied at	31



Georgia Southern first baseman T.D. Davis was part of a SoCon-best 42 double plays in 2013.

Passed balls		Steal attempts against		Caught stealing by	
Josh Zumbrook, APP	10	Cambric Moye, UNCG	91	Cambric Moye, UNCG	19
Chase Griffin, GSU	8	Chase Griffin, GSU	86	Chase Griffin, GSU	18
Joe Jackson, CIT	7	Luke Feisal, WOF	82	Chris Dyer, DAV	18
Ryan Kinsella, ELON	7	Josh Zumbrook, APP	81	Joe Jackson, CIT	16
Alex Swim, ELON	6	Joe Jackson, CIT	70	Paul Nitto, FUR	14
Drew McWhorter, SAM	6	Alex Swim, ELON	66	Luke Feisal, WOF	14
Paul Nitto, FUR	6	Paul Nitto, FUR	65	Daniel Gerow, DAV	14
Danny Bermudez, WCU	6	Chris Dyer, DAV	59	Ryan Welke, COFC	12
Matthew Ramsay, WOF	6	Ryan Welke, COFC	52	Alex Swim, ELON	11
4 tied at	5	Daniel Gerow, DAV	51	Adam Martin, WCU	10
Catchers interference		Stolen bases against		Errors	
Drew McWhorter, SAM	3	Josh Zumbrook, APP	74	Antonio Alvarez, ELON	27
Luke Feisal, WOF	2	Cambric Moye, UNCG	72	Johnathan Stokes, CIT	27
Andrew MacLatchie, FUR	2	Chase Griffin, GSU	68	Hunter Burton, FUR	26
Richard Greene, SAM	2	Luke Feisal, WOF	68	Gunnar Heidt, COFC	25
Cambric Moye, UNCG	1	Alex Swim, ELON	55	Ben Morgan, GSU	21
Stephen Windham, CIT	1	Joe Jackson, CIT	54	Michael Zeblo, DAV	19
Chris King, ELON	1	Paul Nitto, FUR	51	Wil Leathers, ELON	18
Paul Nitto, FUR	1	Chris Dyer, DAV	41	TJ Spina, UNCG	17
		Ryan Welke, COFC	40	Alec Paradowski, WOF	16
		Drew McWhorter, SAM	39	Aaron Attaway, WCU	16

REGULAR-SEASON CHAMPIONS

Year	School	W	L	Pct.
1954	Virginia Tech	10	4	.714
1955	West Virginia	7	2	.778
1956	George Washington	8	3	.727
1957	George Washington	12	1	.923
1958	Richmond	9	2	.818
	George Washington	9	2	.818
1959	George Washington	7	2	.778
1960	The Citadel	8	2	.800
	Richmond	8	2	.800
1961	West Virginia	8	2	.800
1962	West Virginia	9	2	.818
1963	West Virginia	13	1	.929
1964	West Virginia	14	2	.875
1965	Furman	9	2	.818
1966	East Carolina	12	3	.800
1967	West Virginia	13	3	.813
1968	East Carolina	8	1	.889
1969	Furman	11	3	.786
1970	East Carolina	13	6	.684
1971	The Citadel	11	5	.688
	Furman	11	5	.688
1972	Richmond	13	3	.813
1973	Appalachian State	11	3	.786
1974	East Carolina	12	2	.857
1975	The Citadel	11	3	.786
1976	Furman	11	2	.846
1977	East Carolina	15	1	.938
1978	Marshall	11	1	.917
1979	The Citadel	13	3	.813
1980	East Tennessee State	14	1	.933
1981	East Tennessee State	12	4	.750
	Marshall	12	4	.750
	Western Carolina	12	4	.750
1982	The Citadel	14	2	.875
1983	The Citadel	12	2	.857
1984	N-Appalachian State	12	2	.857
	S-Western Carolina	13	3	.813
1985	N-Appalachian State	14	3	.824
	S-Davidson	11	5	.688
1986	N-Appalachian State	15	2	.882
	S-Western Carolina	12	5	.706
1987	N-Appalachian State	10	2	.833
	S-Western Carolina	13	3	.813
1988	N-VMI	11	7	.611
	S-Western Carolina	14	3	.824
1989	Western Carolina	10	5	.667
1990	The Citadel	13	1	.920
1991	The Citadel	16	2	.889
1992	Western Carolina	17	4	.810
1993	Georgia Southern	18	5	.783
1994	Western Carolina	19	4	.826
1995	The Citadel	19	5	.792
1996	Georgia Southern	17	3	.850
1997	Georgia Southern	18	6	.750
	Western Carolina	18	6	.750
1998	UNCG	22	5	.815
1999	The Citadel	24	5	.828
2000	Georgia Southern	23	7	.767
	The Citadel	23	7	.767
2001	Georgia Southern	21	9	.700
2002	The Citadel	22	8	.733
2003	Western Carolina	22	8	.733
2004	College of Charleston	25	5	.833
2005	College of Charleston	27	3	.900
2006	Elon	21	6	.778
2007	Western Carolina	20	7	.741
	College of Charleston	20	7	.741
2008	Elon	19	8	.704
2009	Elon	23	4	.852
2010	The Citadel	24	6	.800
2011	Elon	23	7	.767
2012	Appalachian State	21	9	.700
	College of Charleston	21	9	.700
2013	Western Carolina	23	7	.767

REGULAR-SEASON CHAMPIONSHIPS BY SCHOOL

(Current Schools)

The Citadel	13
Western Carolina	12
Appalachian State	6
Georgia Southern	5
Elon	4
Furman	4
Davidson	1
UNCG	1

1954

	Conference		Overall	
	W	L	W	L
Virginia Tech*	10	4	14	8
George Washington	6	4	16	7
VMI	6	4	12	6
Richmond	6	4	9	10
The Citadel	3	2	5	9
West Virginia	5	4	13	7
Davidson	3	4	5	13
Furman	2	4	8	7
Washington & Lee	4	9	4	15
William & Mary	2	8	4	12

1955

	Conference		Overall	
	W	L	W	L
West Virginia*	7	2	20	6
George Washington	8	3	12	6
Virginia Tech	8	4	13	8
The Citadel	6	3	7	9
Davidson	5	3	11	5
Richmond	5	5	10	11
VMI	6	7	12	8
William & Mary	4	7	8	9
Washington & Lee	3	12	4	17
Furman	1	7	5	15

1956

	Conference		Overall	
	W	L	W	L
George Washington*	8	3	11	7
West Virginia	6	3	15	9
Furman	4	2	10	10
Richmond	6	4	9	8
VMI	7	7	12	10
Virginia Tech	7	7	9	12
William & Mary	6	7	6	10
The Citadel	4	5	10	13
Washington & Lee	5	9	6	13
Davidson	3	9	6	13

1957

	Conference		Overall	
	W	L	W	L
George Washington*	12	1	19	4
Furman	5	3	11	11
William & Mary	8	7	11	8
Virginia Tech	8	7	9	12
West Virginia	4	5	12	8
Richmond	6	8	11	10
The Citadel	3	4	10	10
VMI	4	6	8	13
Washington & Lee	4	7	8	10
Davidson	3	9	6	13

1958

	Conference		Overall	
	W	L	W	L
Richmond*	9	2	13	3
George Washington*	9	2	12	8
The Citadel	7	3	15	9
Davidson	7	4	11	6#
West Virginia	5	3	12	11
Virginia Tech	6	7	9	11
Furman	3	5	8	12
Washington & Lee	2	8	5	9
VMI	2	8	3	11
William & Mary	1	9	3	11

1959

	Conference		Overall	
	W	L	W	L
George Washington*	7	2	14	5
Richmond	7	3	10	4
The Citadel	6	3	19	5
Virginia Tech	9	5	12	7
West Virginia	8	5	16	9
Furman	4	5	8	12
VMI	5	10	5	11
Davidson	3	7	4	17
William & Mary	2	11	4	12

1960

	Conference		Overall	
	W	L	W	L
Richmond*	8	2	13	3
The Citadel*	8	2	19	5
West Virginia	6	4	17	9
Furman	6	4	15	9
Virginia Tech	7	6	10	9
George Washington	5	5	10	6
VMI	5	8	6	8
Davidson	3	5	7	12
William & Mary	2	14	6	15

1961

	Conference		Overall	
	W	L	W	L
West Virginia*	8	2	17	10
Richmond	7	3	11	4
Furman	7	3	15	10
Virginia Tech	7	6	9	15
VMI	6	6	7	7
Davidson	6	6	9	14#
The Citadel	5	6	11	8
George Washington	2	7	6	10
William & Mary	2	11	2	13

1962

	Conference		Overall	
	W	L	W	L
West Virginia*	9	2	19	8
Richmond	8	3	12	5
Furman	6	3	12	9
Virginia Tech	7	5	11	6
VMI	7	7	8	7
George Washington	4	6	8	7
The Citadel	3	7	10	13
Davidson	3	7	8	16
William & Mary	3	10	4	12

1963

	Conference		Overall	
	W	L	W	L
West Virginia*	13	1	30	3
Virginia Tech	10	1	14	7
Richmond	9	5	10	8
VMI	7	7	14	11
The Citadel	4	7	9	10
George Washington	4	8	4	13
Furman	3	7	7	16
Davidson	4	10	8	18
William & Mary	1	9	2	14

1964

	Conference		Overall	
	W	L	W	L
West Virginia*	14	2	24	5
Furman	10	3	17	11
Davidson	9	5	14	13#
Virginia Tech	9	6	12	10
Richmond	5	7	8	11
George Washington	5	8	6	12
VMI	5	9	10	12
The Citadel	3	10	7	12
William & Mary	2	12	2	14

1965

	Conference		Overall	
	W	L	W	L
Furman*	9	2	12	14
West Virginia	10	4	19	9
Richmond	10	5	13	10
VMI	8	6	15	9
The Citadel	9	7	12	12
George Washington	4	6	9	7
Virginia Tech	5	11	10	13
Davidson	5	11	8	24
William & Mary	3	11	4	30

YEARLY STANDINGS



1966	Conference		Overall	
	W	L	W	L
East Carolina*	12	3	17	10
West Virginia	12	4	26	7
George Washington	9	5	13	6
William & Mary	10	6	12	15
Richmond	7	5	17	6
VMI	6	10	10	13
Davidson	5	11	10	24
The Citadel	3	9	8	16
Furman	2	13	4	25

1967	Conference		Overall	
	W	L	W	L
West Virginia*	13	3	22	9
East Carolina	13	3	23	6
Richmond	10	5	13	9
William & Mary	8	8	17	13
VMI	7	9	9	10
Furman	6	8	8	18
The Citadel	6	9	9	15
George Washington	2	10	6	13
Davidson	2	12	3	20

*Regular-season champion. Won playoff

1968	Conference		Overall	
	W	L	W	L
East Carolina*	8	1	21	11
William & Mary	5	3	21	14
Richmond	4	3	9	11
Furman	5	4	14	13
West Virginia	4	4	9	8
The Citadel	4	5	16	10
George Washington	3	4	12	7
VMI	3	5	7	8
Davidson	1	8	3	23

1969	Conference		Overall	
	W	L	W	L
North				
VMI	9	8	10	12
William & Mary	8	7	15	13
George Washington	7	7	13	16
Richmond	3	9	6	12

South	W		L	
	W	L	W	L
Furman*	11	3	18	15#
The Citadel	10	6	18	10
East Carolina	7	7	15	13
Davidson	3	11	8	18#

1970	Conference		Overall	
	W	L	W	L
North				
William & Mary	9	6	17	16
George Washington	11	8	17	18
Richmond	5	9	9	12
VMI	4	9	6	13

South	W		L	
	W	L	W	L
East Carolina*	13	6	18	11
Furman	9	6#	18	11^
The Citadel	6	8#	15	12#
Davidson	5	10	10	15

1971	Conference		Overall	
	W	L	W	L
The Citadel*	11	5	22	9
Furman*	11	5	21	12
Richmond	10	6	14	13
William & Mary	10	6	14	13
East Carolina	8	6	18	15
Davidson	6	8	15	19
VMI	6	8	12	18

1972	Conference		Overall	
	W	L	W	L
Richmond*	13	3	21	6
East Carolina	11	5	19	10
Furman	10	6	19	13#
The Citadel	9	7	17	13
William & Mary	5	9	15	18
Davidson	3	11	11	20
VMI	3	13	6	19
Appalachian State	0	0	12	14

1973	Conference		Overall	
	W	L	W	L
Appalachian State*	11	3	14	10
East Carolina	10	4	16	8
Richmond	8	5	16	8
The Citadel	8	6	16	8
William & Mary	6	6	11	15
Furman	6	6	16	15
Davidson	1	10	8	15
VMI	0	10	3	14

1974	Conference		Overall	
	W	L	W	L
East Carolina*	12	2	17	13
Richmond	9	5	22	12
Appalachian State	9	5	20	13
The Citadel	7	7	17	11
Davidson	6	8	10	15
William & Mary	5	9	8	17
VMI	5	9	6	14
Furman	3	11	14	20

1975	Conference		Overall	
	W	L	W	L
The Citadel*	11	3	21	9
Davidson	10	4	21	15
East Carolina	9	5	16	12
Furman	8	6	10	12
Richmond	8	6	17	16
Appalachian State	6	8	19	16
William & Mary	3	11	10	18
VMI	1	13	2	18

1976	Conference		Overall	
	W	L	W	L
Furman*	11	2	23	16
Richmond	9	5	20	12
The Citadel	7	4	18	9
East Carolina	7	6	22	7
William & Mary	5	5	13	20
Davidson	5	8	10	22
Appalachian State	4	8	24	14
VMI	2	12	6	23

1977	Conference		Overall	
	W	L	W	L
East Carolina*	15	1	30	12
Western Carolina	14	2	27	5
The Citadel	10	4	21	11
Marshall	8	8	20	21
William & Mary	7	9	15	25
Appalachian State	6	10	21	14
Davidson	5	11	15	25
Furman	3	13	14	30
VMI	2	12	5	19
Chattanooga	0	0	23	14

1978	Conference		Overall	
	W	L	W	L
Marshall*	11	1	27	13
Appalachian State	10	4	24	10
The Citadel	9	5	30	9
Western Carolina	8	5	20	13#
Furman	6	7	13	18
Chattanooga	5	9	25	18
Davidson	4	8	15	26
VMI	4	8	15	26

1979	Conference		Overall	
	W	L	W	L
The Citadel*	13	3	27	15
Appalachian State	10	5	20	22
East Tennessee State	10	5	29	23
Marshall	10	6	23	15#
Furman	9	7	16	16
Western Carolina	6	7	13	15
Chattanooga	6	10	16	15
Davidson	5	11	13	23
VMI	0	15	6	25

1980	Conference		Overall	
	W	L	W	L
East Tennessee State*	14	1	39	7#
Marshall	10	3	17	11
Appalachian State	10	5	17	19
Western Carolina	8	5	22	15
The Citadel	9	6	23	14
Davidson	7	8	15	24
Furman	2	10	7	22
Chattanooga	1	11	12	20
VMI	0	12	4	22



Wake Forest second baseman Charles Teague was a three-time All-American and three-time All-Southern Conference selection from 1947-50. In 1949, he helped the Demon Deacons to the College World Series championship game. He was named to the SoCon's 75th anniversary team in 1995 and will be inducted into the SoCon Hall of Fame in 2014.

1981	Conference		Overall	
	W	L	W	L
Western Carolina*	12	4	25	14
East Tennessee State*	12	4	44	17
Marshall*	12	4	22	17
The Citadel	11	5	31	13
Appalachian State	8	8	35	17#
Davidson	7	9	18	26
Chattanooga	6	10	28	24
Furman	4	12	11	33
VMI	0	16	3	37

1982	Conference		Overall	
	W	L	W	L
The Citadel*	14	2	40	8
Western Carolina	12	4	28	12
East Tennessee State	10	4	34	19
Appalachian State	8	8	30	21
Marshall	8	8	17	21
VMI	6	10	11	29
Furman	4	10	15	19#
Chattanooga	4	10	12	20
Davidson	2	12	13	26

1983	Conference		Overall	
	W	L	W	L
The Citadel*	12	2	34	10
East Tennessee State	9	3	20	18
Western Carolina	9	5	25	20
Appalachian State	7	7	33	14
Marshall	7	7	19	14
VMI	5	9	11	25
Davidson	3	11	11	24
Furman	2	10	4	22

1984	Conference		Overall	
North	W	L	W	L
Appalachian State*+	12	2	35	7
VMI	6	7	16	18
Marshall	5	8	11	16
East Tennessee State	3	9	9	19

South	W	L	W	L
Western Carolina*	13	3	37	20
The Citadel	12	5	26	21
Davidson	5	12	12	16#
Furman	4	14	16	19

1985	Conference		Overall	
North	W	L	W	L
Appalachian State*	14	3	35	13
Marshall	10	8	26	18#
VMI	8	10	16	24
East Tennessee State	3	14	10	31

South	W	L	W	L
Davidson*	11	5	24	19
Western Carolina+	11	6	37	35
The Citadel	8	10	29	20
Furman	4	13	16	29

1986	Conference		Overall	
North	W	L	W	L
Appalachian State*	15	2	40	13#
East Tennessee State	9	9	21	21
VMI	7	11	15	25
Marshall	4	13	15	18

South	W	L	W	L
Western Carolina*+	12	5	33	28
Davidson	10	8	21	20#
The Citadel	9	9	29	20
Furman	4	13	15	24

1987	Conference		Overall	
North	W	L	W	L
Appalachian State*	10	2	26	13
VMI	8	4	16	16#
Marshall	5	7	16	17
East Tennessee State	1	11	9	19#

South	W	L	W	L
Western Carolina*+	13	3	36	20
Davidson	10	7	25	17
The Citadel	6	12	19	31
Furman	5	12	11	26#

1988	Conference		Overall	
North	W	L	W	L
VMI*	11	7	20	20
Appalachian State	9	7	29	17
Marshall	7	9	23	17
East Tennessee State	7	11	16	35

South	W	L	W	L
Western Carolina*+	14	3	38	24
The Citadel	12	6	33	20
Davidson	7	11	28	26
Furman	2	15	8	29

1989	Conference		Overall	
	W	L	W	L
Western Carolina*+	10	5	23	31
Marshall	8	5	16	14
Appalachian State	9	7	29	13
VMI	8	7	16	23
The Citadel	8	9	30	20
Furman	5	10	13	21
East Tennessee State	5	10	10	21

1990	Conference		Overall	
	W	L	W	L
The Citadel*+	13	1	46	14
Western Carolina	10	7	37	25
Marshall	10	7	20	19
VMI	6	8	12	26
Appalachian State	6	9	19	22#
Furman	6	11	20	24
East Tennessee State	4	12	10	31

1991	Conference		Overall	
	W	L	W	L
The Citadel*	16	2	34	19#
Western Carolina	11	3	36	26
Marshall	9	7	16	26
Furman+	6	5	26	26
Appalachian State	5	8	28	21
East Tennessee State	5	13	23	29
VMI	1	15	2	35#

1992	Conference		Overall	
	W	L	W	L
Western Carolina*+	17	4	44	21#
Georgia Southern	15	6	31	27
East Tennessee State	11	8	31	20
The Citadel	10	9	35	20
Furman	11	10	21	31
Appalachian State	6	14	17	34
Marshall	5	13	15	26
VMI	4	15	11	39

1993	Conference		Overall	
	W	L	W	L
Georgia Southern*	18	5	38	21
Western Carolina+	15	6	34	28
The Citadel	13	9	32	25
East Tennessee State	11	8	21	17
Davidson	11	9	20	28
Appalachian State	8	12	15	27
Marshall	9	14	13	27
VMI	5	15	20	29
Furman	4	16	17	22

1994	Conference		Overall	
	W	L	W	L
Western Carolina*	19	4	45	18
Georgia Southern	15	7	31	25
Marshall	12	9	23	20
East Tennessee State	12	11	19	21
The Citadel+	11	13	32	34
Appalachian State	10	13	22	26
VMI	10	13	21	29
Davidson	10	14	20	31
Furman	4	19	9	35

1995	Conference		Overall	
	W	L	W	L
The Citadel*+	19	5	39	21
Georgia Southern	14	10	35	24
Western Carolina	13	11	32	24
Davidson	12	12	19	32
East Tennessee State	11	12	25	27
Appalachian State	10	13	17	30
VMI	10	14	19	28
Marshall	9	15	12	38
Furman	9	15	16	32

1996	Conference		Overall	
	W	L	W	L
Georgia Southern*+	17	3	46	14
Western Carolina	17	7	32	24#
Furman	15	9	26	29
The Citadel	13	10	33	26
Appalachian State	12	10	27	19
East Tennessee State	11	12	26	24
VMI	7	16	17	29
Davidson	6	18	16	33
Marshall	4	17	7	35#

1997	Conference		Overall	
	W	L	W	L
Western Carolina*+	18	6	42	20
Georgia Southern*	18	6	34	26
The Citadel	16	7	37	21
Furman	13	11	29	23#
East Tennessee State	11	11	21	24
Davidson	8	15	18	34
Appalachian State	8	16	16	32
VMI	6	13	13	35
Marshall	4	17	7	39

1998	Conference		Overall	
	W	L	W	L
UNCG*	22	5	40	18
The Citadel+	21	5	37	24
Western Carolina	20	6	45	15
Furman	12	12	21	27#
Wofford	10	12	15	32
Georgia Southern	9	15	22	30
Davidson	8	16	13	38
East Tennessee State	8	18	18	31
VMI	7	17	14	35
Appalachian State	6	17	13	28

1999	Conference		Overall	
	W	L	W	L
The Citadel*+	24	5	41	20
College of Charleston	19	10	31	24
Western Carolina	18	10	36	23#
East Tennessee State	18	11	29	25
UNCG	16	12	29	26
Georgia Southern	13	15	29	29
VMI	13	16	22	27
Furman	13	17	22	35
Appalachian State	10	20	14	38
Davidson	9	21	11	37#
Wofford	7	23	14	36

2000	Conference		Overall	
	W	L	W	L
Georgia Southern*+	23	7	38	23
The Citadel*	23	7	39	20
UNCG	20	9	34	24
Furman	15	13	27	31#
East Tennessee	15	15	21	31
College of Charleston	14	15	28	28#
Davidson	14	15	26	28
Appalachian State	11	17	17	38#
VMI	11	19	19	30
Western Carolina	8	22	15	38
Wofford	7	22	16	38

YEARLY STANDINGS



2001	Conference		Overall	
	W	L	W	L
Georgia Southern*	21	9	42	20
The Citadel+	20	10	38	24
Furman	18	11	30	25
Western Carolina	18	11	30	26
UNCG	17	12	31	28
Appalachian State	12	14	21	32
East Tennessee State	13	17	23	32
College of Charleston	10	16	24	28
Wofford	9	17	17	31
Davidson	10	20	19	32
VMI	8	19	15	32

2002	Conference		Overall	
	W	L	W	L
The Citadel*	22	8	31	26
Western Carolina	20	10	33	23
College of Charleston	19	11	36	22
Georgia Southern+	18	11	39	25
UNCG	17	11	33	22
Furman	14	16	26	34
Wofford	14	16	26	31
East Tennessee State	13	16	21	36
Davidson	13	16	21	29
Appalachian State	10	19	16	34
VMI	1	27	10	41

2003	Conference		Overall	
	W	L	W	L
Western Carolina*+	22	8	43	21
Georgia Southern	19	10	39	21
The Citadel	19	11	32	25
UNCG	17	13	39	21
Furman	17	13	32	24
College of Charleston	17	13	31	27
VMI	16	14	24	28
Davidson	12	17	18	27
East Tennessee State	9	20	15	36
Appalachian State	8	22	14	36
Wofford	7	22	9	40

2004	Conference		Overall	
	W	L	W	L
College of Charleston*	25	5	47	16
Georgia Southern	21	9	34	25
The Citadel+	21	9	39	28
Elon	17	13	31	28
UNCG#	16	14	33	21
East Tennessee State	15	15	28	30
Davidson	13	17	20	33
Western Carolina	12	18	28	31
Furman	11	19	21	33
Wofford	8	22	17	30
Appalachian State	6	24	10	43

2005	Conference		Overall	
	W	L	W	L
College of Charleston*	27	3	48	15
Georgia Southern	18	11	38	22
Western Carolina	18	12	33	23
Elon	18	12	32	25
UNCG	17	13	31	22
The Citadel	14	16	25	34
East Tennessee State	13	16	31	22
Furman+	13	16	30	29
Davidson	13	17	26	24
Wofford	7	23	17	37
Appalachian State	5	24	10	42

2006	Conference		Overall	
	W	L	W	L
Elon*	21	6	45	18
College of Charleston+	20	7	46	17
Furman	16	11	32	23
Georgia Southern	16	11	31	27
The Citadel	15	12	34	27
Western Carolina	14	13	33	27
UNCG	13	14	26	33
Appalachian State	9	18	24	31
Davidson	6	21	18	33
Wofford	5	22	20	37

2007	Conference		Overall	
	W	L	W	L
Western Carolina*	20	7	42	20
College of Charleston*	20	7	39	19
Elon	15	12	32	29
Appalachian State	14	13	33	26
UNCG	14	13	30	30
Georgia Southern	13	14	34	28
The Citadel	12	15	34	27
Furman	11	16	19	36
Wofford+	8	19	20	33
Davidson	8	19	19	34

2008	Conference		Overall	
	W	L	W	L
Elon*+	19	8	44	18
College of Charleston	18	9	39	20
Furman	17	10	33	24
Georgia Southern	16	11	33	25
UNCG	15	12	33	27
Appalachian State	14	13	32	27
Western Carolina	14	13	29	28
The Citadel	12	15	28	28
Wofford	6	21	24	35
Davidson	4	23	12	38

2009	Conference		Overall	
	W	L	W	L
Elon*	23	4	41	18
Georgia Southern+	20	8	42	17
The Citadel	20	10	37	22
Western Carolina	19	10	35	22
College of Charleston	17	13	35	22
Appalachian State	15	13	33	21
Davidson	11	16	18	31
Furman	10	20	24	31
Samford	9	21	17	35
UNCG	7	21	20	29
Wofford	7	22	17	32

2010	Conference		Overall	
	W	L	W	L
The Citadel*+	24	6	43	22
College of Charleston	22	8	44	19
Elon	19	11	38	24
Georgia Southern	19	11	34	24
Samford	17	12	31	25
Western Carolina	16	13#	37	21#
Appalachian State	14	14#	38	18#
Furman	11	19	19	37
Wofford	9	21	17	38
UNCG	7	23	20	33
Davidson	5	25	19	32

2011	Conference		Overall	
	W	L	W	L
Elon*	23	7	36	21
UNCG	22	8	34	20
College of Charleston	18	12	39	22
Samford	18	12	37	23
Georgia Southern+	18	12	36	26
Appalachian State	15	15	33	27
Furman	13	16	24	33
Western Carolina	12	18	23	31#
Wofford	9	21	22	33
Davidson	8	21	18	30
The Citadel	8	22	20	36

2012	Conference		Overall	
	W	L	W	L
Appalachian State*	21	9	41	18
College of Charleston*	21	9	38	22
Elon	20	10	33	26
Samford+	19	11	41	23
Western Carolina	16	14	32	24
Georgia Southern	15	15	33	27
Furman	13	17	28	31
The Citadel	13	17	25	33
UNCG	10	20	25	27
Wofford	9	21	22	32
Davidson	8	22	17	31

2013	Conference		Overall	
	W	L	W	L
Western Carolina*	23	7	39	20
College of Charleston	18	11	31	26
Elon+	18	11	34	30
Citadel	18	12	35	25
Appalachian State	13	14	30	24
Furman	14	16	32	25
Georgia Southern	13	17	27	32
Samford	12	17	27	30
Davidson	12	18	18	31
UNCG	11	19	24	31
Wofford	10	20	20	36

* - Conference champion
 + - Tournament champion
 # - Includes tie game
 ^ - Includes two tie games



The 2009 Southern Conference Baseball Championship was contested at Fluor Field in Greenville, S.C., for the first time, with Georgia Southern winning the title. The tournament returned to Fluor Field in 2012 and 2013, with Samford and Elon winning, respectively.



SOCON BASEBALL CHAMPIONSHIP

TOURNAMENT RESULTS

Year	Champion (seed)	Games	Attendance	Average	Site
1984	Appalachian State (1N)	5			Cullowhee, N.C.
1985	Western Carolina (2S)	7			Boone, N.C.
1986	Western Carolina (1S)	6			Cullowhee, N.C.
1987	Western Carolina (1S)	6			Asheville, N.C.
1988	Western Carolina (1S)	6			Asheville, N.C.
1989	Western Carolina (1)	7			Asheville, N.C.
1990	The Citadel (1)	13			Charleston, S.C.
1991	Furman (4)	13			Charleston, S.C.
1992	Western Carolina (1)	15			Charleston, S.C.
1993	Western Carolina (2)	15			Charleston, S.C.
1994	The Citadel (5)	14			Charleston, S.C.
1995	The Citadel (1)	14			Charleston, S.C.
1996	Georgia Southern (1)	14			Charleston, S.C.
1997	Western Carolina (1)	14	15,295	1,093	Charleston, S.C.
1998	The Citadel (2)	14	22,644	1,617	Charleston, S.C.
1999	The Citadel (1)	14	26,187	1,871	Charleston, S.C.
2000	Georgia Southern (1)	14	26,300	1,879	Charleston, S.C.
2001	The Citadel (2)	14	27,788	1,985	Charleston, S.C.
2002	Georgia Southern (4)	15	22,696	1,513	Charleston, S.C.
2003	Western Carolina (1)	15	20,212	1,347	Charleston, S.C.
2004	The Citadel (3)	15	35,150	2,343	Charleston, S.C.
2005	Furman (8)	14	26,707	1,908	Charleston, S.C.
2006	College of Charleston (2)	16	28,206	1,763	Charleston, S.C.
2007	Wofford (9)	15	30,834	2,056	Charleston, S.C.
2008	Elon (1)	15	15,144	1,010	Charleston, S.C.
2009	Georgia Southern (2)	14	17,820	1,273	Greenville, S.C.
2010	The Citadel (1)	14	21,511	1,537	Charleston, S.C.
2011	Georgia Southern (4)	14	11,860	847	Charleston, S.C.
2012	Samford (4)	13	18,336	1,410	Greenville, S.C.
2013	Elon (3)	14	8,985	642	Greenville, S.C.

TOURNAMENT COMPOSITE RECORDS

Team	Won	Lost	Pct.
Appalachian State	31	45	.408
The Citadel	68	33	.673
Davidson	6	29	.171
Elon	24	17	.585
Furman	35	37	.486
Georgia Southern	54	35	.607
UNCG	19	24	.442
Samford	8	5	.615
Western Carolina	67	44	.604
Wofford	7	6	.538
Former members			
College of Charleston	26	27	.491
East Tennessee State	14	33	.298
Marshall	8	16	.333
VMI	13	27	.325

TOP 10 SINGLE-GAME ATTENDANCE FIGURES

Att.	Opponents	Year
5,419	The Citadel vs. College of Charleston	2003
4,960	The Citadel vs. Western Carolina	1999
4,895	The Citadel vs. Western Carolina	2010
4,892	The Citadel vs. College of Charleston	1999
4,625	The Citadel vs. Western Carolina	2004
4,567	The Citadel vs. UNCG	2001
4,462	The Citadel vs. College of Charleston	2006
4,449	The Citadel vs. Georgia Southern	2001
4,312	The Citadel vs. Georgia Southern	2000
4,127	The Citadel vs. College of Charleston	2000

1984
(at Cullowhee, N.C.)

Champion: Appalachian State

Appalachian State 4, The Citadel 1
Western Carolina 10, VMI 7
Appalachian State 9, Western Carolina 5
The Citadel 8, Western Carolina 0
Appalachian State 6, The Citadel 1

1985
(at Boone, N.C.)

Champion: Western Carolina

Marshall 9, Davidson 1
Western Carolina 3, Appalachian State 2
Davidson 8, Appalachian State 5
Marshall 5, Western Carolina 2
Western Carolina 13, Davidson 2
Western Carolina 12, Marshall 6
Western Carolina 13, Marshall 12

1986
(at Cullowhee, N.C.)

Champion: Western Carolina

Appalachian State 5, Davidson 4
Western Carolina 11, East Tennessee State 2
East Tennessee State 7, Davidson 5
Western Carolina 18, Appalachian State 17
Appalachian State 16, East Tennessee State 14
Western Carolina 11, Appalachian State 8

1987
(at Asheville, N.C.)

Champion: Western Carolina

Western Carolina 16, VMI 4
Appalachian State 8, Davidson 5
VMI 15, Davidson 7
Western Carolina 8, Appalachian State 7
VMI 10, Appalachian State 9 (10 inn.)
Western Carolina 9, VMI 4

1988
(at Asheville, N.C.)

Champion: Western Carolina

The Citadel 9, VMI 8
Western Carolina 18, Appalachian State 8
Appalachian State 11, VMI 4
Western Carolina 6, The Citadel 4
The Citadel 16, Appalachian State 9
Western Carolina 22, The Citadel 6

1989
(at Asheville, N.C.)

Champion: Western Carolina*

Marshall 12, East Tennessee State 4
Appalachian State 8, Furman 2
The Citadel 17, VMI 11
Furman 7, VMI 5
Appalachian State 13, Marshall 9
*Western Carolina 7, Appalachian State 2
*Western Carolina 4, Marshall 2
*Heavy rains forced the cancellation of games five through eight of the tournament. A playoff was held at Montreat, N.C., between Appalachian State, Marshall and Western Carolina to determine the league's automatic qualifier in the NCAA tournament.

1990
(at Charleston, S.C.)

Champion: The Citadel

Western Carolina 6, East Tennessee State 1
Marshall 5, Furman 2
Appalachian State 9, VMI 2
Furman 10, VMI 9 (10 inn.)
Marshall 3, Western Carolina 1
The Citadel 7, Appalachian State 2
East Tennessee State 5, Furman 2
Western Carolina 5, Appalachian State 4
The Citadel 9, Marshall 2
Western Carolina 11, Marshall 3
The Citadel 6, East Tennessee State 0
Western Carolina 5, Appalachian State 4
The Citadel 9, Western Carolina 5

1991
(at Charleston, S.C.)

Champion: Furman

Western Carolina 18, VMI 2
East Tennessee State 14, Marshall 4
Appalachian State 4, Furman 2
Furman 10, Marshall 4
East Tennessee State 7, Western Carolina 4
Appalachian State 2, The Citadel 0
Furman 8, VMI 3
Western Carolina 7, The Citadel 3
Appalachian State 7, East Tennessee State 1
Western Carolina 9, East Tennessee State 4
Furman 7, Appalachian State 6 (10 inn.)
Western Carolina 4, Appalachian State 0
Furman 11, Western Carolina 9

1992
(at Charleston, S.C.)

Champion: Western Carolina

Western Carolina 3, VMI 2
The Citadel 6, Furman 4 (12 inn)
Georgia Southern 4, Marshall 3
East Tennessee State 1, Appalachian State 0
VMI 5, Furman 3
Appalachian State 8, Marshall 7
Western Carolina 2, The Citadel 1
Georgia Southern 7, East Tennessee State 4
The Citadel 12, Appalachian State 3
East Tennessee State 20, VMI 3
Western Carolina 17, Georgia Southern 10
The Citadel 9, East Tennessee State 4
Georgia Southern 9, The Citadel 0
Georgia Southern 14, Western Carolina 12
Western Carolina 4, Georgia Southern 3



1993
(at Charleston, S.C.)
Champion: Western Carolina

VMI 8, Georgia Southern 1
Davidson 12, East Tennessee State 5
Western Carolina 7, Marshall 6
The Citadel 7, Appalachian State 1
Georgia Southern 10, East Tennessee State 3
Marshall 4, Appalachian State 2
VMI 15, Davidson 5
Western Carolina 6, The Citadel 3
Davidson 10, Marshall 1
Georgia Southern 9, The Citadel 6
VMI 8, Western Carolina 4
Georgia Southern 12, Davidson 5
Western Carolina 6, Georgia Southern 5
Western Carolina 12, VMI 5
Western Carolina 5, VMI 1

1994
(at Charleston, S.C.)
Champion: The Citadel

Davidson 2, Western Carolina 1
Marshall 7, Appalachian State 3
VMI 6, Georgia Southern 4
The Citadel 8, East Tennessee State 3
Western Carolina 4, East Tennessee State 0
Georgia Southern 6, Appalachian State 1
The Citadel 10, Davidson 4
VMI 6, Marshall 4
Davidson 5, Georgia Southern 2
Western Carolina 8, Marshall 2
The Citadel 4, VMI 3
Western Carolina 13, Davidson 1
Western Carolina 7, VMI 1
The Citadel 4, Western Carolina 2

1995
(at Charleston, S.C.)
Champion: The Citadel

Western Carolina 9, Appalachian State 5
Georgia Southern 4, VMI 3
East Tennessee State 6, Davidson 2
The Citadel 5, Marshall 1
VMI 13, Appalachian State 4
Marshall 8, Davidson 5
Georgia Southern 10, Western Carolina 4
The Citadel 10, East Tennessee State 2
Western Carolina 10, Marshall 3
East Tennessee State 8, VMI 4
The Citadel 10, Georgia Southern 4
East Tennessee State 6, Western Carolina 1
Georgia Southern 9, East Tennessee State 6
The Citadel 8, Georgia Southern 3

1996
(at Charleston, S.C.)
Champion: Georgia Southern

East Tennessee State 10, Furman 7
VMI 7, Western Carolina 3
Georgia Southern 8, Davidson 2
The Citadel 6, Appalachian State 2
Furman 7, Western Carolina 4
Appalachian State 5, Davidson 2
VMI 4, East Tennessee State 2
Georgia Southern 4, The Citadel 3
East Tennessee State 5, Appalachian State 2
The Citadel 17, Furman 3
Georgia Southern 11, VMI 2
The Citadel 11, East Tennessee State 0
The Citadel 8, VMI 5
Georgia Southern 7, The Citadel 1

1997
(at Charleston, S.C.)
Champion: Western Carolina

Furman 6, East Tennessee State 2
Western Carolina 4, VMI 3
Georgia Southern 14, Appalachian State 5
The Citadel 18, Davidson 8
East Tennessee State 7, VMI 3 (10 inn.)
Appalachian State 6, Davidson 5
Western Carolina 7, Furman 1
The Citadel 14, Georgia Southern 5
Furman 13, Appalachian State 11 (10 inn.)
Georgia Southern 14, East Tennessee State 11
Western Carolina 10, The Citadel 3
Furman 12, Georgia Southern 10
Furman 4, The Citadel 2
Western Carolina 10, Furman 9 (10 inn.)

1998
(at Charleston, S.C.)
Champion: The Citadel

Furman 11, Wofford 3
UNCG 10, East Tennessee State 3
Western Carolina 6, Georgia Southern 5
The Citadel 11, Davidson 2
Wofford 3, East Tennessee State 2
Georgia Southern 6, Davidson 3
UNCG 14, Furman 2
The Citadel 5, Western Carolina 0
Furman 6, Georgia Southern 5
Western Carolina 9, Wofford 4
The Citadel 9, UNCG 0
Western Carolina 2, Furman 1
UNCG 4, Western Carolina 2
The Citadel 12, UNCG 1

1999
(at Charleston, S.C.)
Champion: The Citadel

Georgia Southern 8, Western Carolina 5
College of Charleston 15, VMI 4
East Tennessee State 11, UNCG 7
The Citadel 3, Furman 0
Western Carolina 8, VMI 4
Furman 3, UNCG 0
College of Charleston 4, Georgia Southern 2
The Citadel 13, East Tennessee State 5
Furman 10, Georgia Southern 2
Western Carolina 7, East Tennessee State 5
The Citadel 4, College of Charleston 3
Western Carolina 11, Furman 4
Western Carolina 3, College of Charleston 2
The Citadel 6, Western Carolina 3

2000
(at Charleston, S.C.)
Champion: Georgia Southern

Furman 3, East Tennessee State 1
Georgia Southern 2, Appalachian State 1 (13 inn.)
College of Charleston 7, UNCG 3
The Citadel 6, Davidson 2
Appalachian St. 6, East Tennessee State 3 (15 inn.)
UNCG 3, Davidson 2
Georgia Southern 5, Furman 3
The Citadel 6, College of Charleston 3
Furman 7, UNCG 3
College of Charleston 9, Appalachian State 2
Georgia Southern 5, The Citadel 3 (10 inn.)
Furman 15, College of Charleston 3
Furman 11, The Citadel 1
Georgia Southern 3, Furman 0

2001
(at Charleston, S.C.)
Champion: The Citadel

UNCG 7, Western Carolina 5
Georgia Southern 10, College of Charleston 2
Appalachian State 4, Furman 2 (10 inn.)
The Citadel 3, East Tennessee State 2
College of Charleston 9, Western Carolina 7
East Tennessee State 8, Furman 2
Georgia Southern 10, UNCG 7
The Citadel 5, Appalachian State 3
UNCG 9, East Tennessee State 6
Appalachian State 4, College of Charleston 3
The Citadel 3, Georgia Southern 2
UNCG 2, Appalachian State 1
UNCG 4, Georgia Southern 0
The Citadel 4, UNCG 3

2002
(at Charleston, S.C.)
Champion: Georgia Southern

College of Charleston 7, Furman 6
Western Carolina 9, Wofford 2
Georgia Southern 4, UNCG 2
The Citadel 7, East Tennessee State 5
Furman 7, Wofford 5
UNCG 3, East Tennessee State 0
College of Charleston 3, Western Carolina 0
Georgia Southern 4, The Citadel 2
UNCG 6, Western Carolina 4
Furman 6, The Citadel 0
College of Charleston 9, Georgia Southern 4
Furman 9, UNCG 7
Georgia Southern 10, Furman 4
Georgia Southern 9, College of Charleston 6
Georgia Southern 8, College of Charleston 0

2003
(at Charleston, S.C.)
Champion: Western Carolina

Furman 3, UNCG 2
Western Carolina 14, Davidson 0
Georgia Southern 6, VMI 4
College of Charleston 8, The Citadel 2
UNCG 7, Davidson 3
VMI 2, The Citadel 1
Western Carolina 6, Furman 0
Georgia Southern 14, Coll of Charleston 6
VMI 2, Furman 1
UNCG 4, College of Charleston 3
Western Carolina 1, Georgia Southern 0
UNCG 10, VMI 1
Georgia Southern 4, UNCG 1
Georgia Southern 8, Western Carolina 4
Western Carolina 6, Georgia Southern 5 (11 inn.)

2004
(at Charleston, S.C.)
Champion: The Citadel

Elon 12, UNCG 3
Western Carolina 4, College of Charleston 3
Davidson 5, Georgia Southern 2
The Citadel 6, East Tennessee State 2
College of Charleston 5, UNCG 4 (10 inn.)
Georgia Southern 12, East Tennessee State 4
Western Carolina 7, Elon 6
The Citadel 10, Davidson 2
Elon 7, Georgia Southern 3
College of Charleston 3, Davidson 0
Western Carolina 5, The Citadel 2
College of Charleston 4, Elon 3
The Citadel 7, College of Charleston 2
The Citadel 9, Western Carolina 2
The Citadel 8, Western Carolina 1



SOCON BASEBALL CHAMPIONSHIP

2005 (at Charleston, S.C.) Champion: Furman

Elon 12, UNCG 6
Furman 9, College of Charleston 7
Georgia Southern 7, East Tennessee State 3
Western Carolina 6, The Citadel 1
College of Charleston 8, UNCG 2
The Citadel 10, East Tennessee State 6
Furman 6, Elon 3
Georgia Southern 7, Western Carolina 2
The Citadel 8, Elon 7
College of Charleston 11, Western Carolina 4
Furman 4, Georgia Southern 1
College of Charleston 9, The Citadel 7
Georgia Southern 11, College of Charleston 5
Furman 5, Georgia Southern 4

2006 (at Charleston, S.C.) Champion: College of Charleston

UNCG 6, Wofford 5
Appalachian State 5, Davidson 4
Western Carolina 14, Furman 1
College of Charleston 13, UNCG 5
Elon 4, Appalachian State 3
The Citadel 6, Georgia Southern 3
UNCG 5, Furman 4
Georgia Southern 5, Appalachian State 2
College of Charleston 1, Western Carolina 0
Elon 12, The Citadel 3
Western Carolina 13, Georgia Southern 3
The Citadel 10, UNCG 3
College of Charleston 12, Elon 1
The Citadel 4, Western Carolina 2
The Citadel 14, Elon 11
College of Charleston 5, The Citadel 4

2007 (at Charleston, S.C.) Champion: Wofford

Wofford 5, Furman 3
The Citadel 7, Davidson 0
UNCG 9, Appalachian State 3
Wofford 19, College of Charleston 6
The Citadel 7, Western Carolina 2
Elon 14, Georgia Southern 7
The Citadel 6, Elon 5
Appalachian State 11, College of Charleston 10
Georgia Southern 6, Western Carolina 5
Wofford 12, UNCG 5
UNCG 8, Georgia Southern 6
Elon 9, Appalachian State 5
Wofford 6, The Citadel 2
Elon 11, UNCG 9 (10 inn.)
The Citadel 5, Elon 2
Wofford 4, The Citadel 2

2008 (at Charleston, S.C.) Champion: Elon

Western Carolina 11, Davidson 10 (12 inn.)
Wofford 8, The Citadel 4
College of Charleston 5, Western Carolina 4
Furman 10, Appalachian State 8 (10 inn.)
Elon 21, Wofford 12
Georgia Southern 21, UNCG 9
Appalachian State 10, Western Carolina 5
UNCG 14, Wofford 5
College of Charleston 12, Furman 8
Elon 16, Georgia Southern 5
Furman 13, Appalachian State 12
UNCG 12, Georgia Southern 9
College of Charleston 12, Furman 11 (10 inn.)
Elon 12, UNCG 4
Elon 17, College of Charleston 8

2009 (at Greenville, S.C.) Champion: Georgia Southern

Georgia Southern 4, Davidson 3 (11 inn.)
Appalachian State 4, The Citadel 1
Elon 10, Furman 8
Western Carolina 12, College of Charleston 4
The Citadel 9, Davidson 8
Furman 6, College of Charleston 5
Georgia Southern 6, Appalachian State 5
Elon 15, Western Carolina 7
The Citadel 5, Appalachian State 3
Furman 7, Western Carolina 6
The Citadel 5, Elon 1
Georgia Southern 16, Furman 4
Elon 8, The Citadel 7
Georgia Southern 7, Elon 3

2010 (at Charleston, S.C.) Champion: The Citadel

Coll. of Charleston 12, Appalachian State 11 (11 inn.)
Western Carolina 11, Georgia Southern 4
The Citadel 9, Furman 5
Elon 1, Samford 0
Appalachian State 6, Georgia Southern 2
Samford 13, Furman 10
The Citadel 6, Elon 3 (10 inn.)
Western Carolina 7, Coll. of Charleston 6 (12 inn.)
Appalachian State 10, College of Charleston 6
Elon 7, Samford 4
Appalachian State 3, Western Carolina 2
The Citadel 6, Elon 5 (10 inn.)
Western Carolina 7, Appalachian State 6
The Citadel 10, Western Carolina 3

2011 (at Charleston, S.C.) Champion: Georgia Southern

Furman 12, UNCG 6
Samford 5, Appalachian State 3
Western Carolina 10, Elon 7 (20 inn.)
Georgia Southern 4, College of Charleston 2
Appalachian State 6, UNCG 4
College of Charleston 4, Elon 3
Samford 7, Furman 1
Georgia Southern 12, Western Carolina 1
Appalachian State 5, Furman 0
College of Charleston 4, Western Carolina 2
Samford 2, Appalachian State 1
College of Charleston 9, Georgia Southern 1
Georgia Southern 7, College of Charleston 6
Georgia Southern 1, Samford 0

2012 (at Greenville, S.C.) Champion: Samford

The Citadel 8, College of Charleston 6 (11 inn.)
Georgia Southern 19, Elon 2
Appalachian State 7, Furman 5
Samford 7, Western Carolina 0
Elon 14, College of Charleston 12
Furman 9, Western Carolina 8
Georgia Southern 8, The Citadel 1
Samford 12, Appalachian State 7
Elon 7, The Citadel 3
Furman 13, Appalachian State 4
Georgia Southern 10, Elon 7
Samford 12, Furman 2
Samford 9, Georgia Southern 6 (10 inn.)

2013 (at Greenville, S.C.) Champion: Elon

The Citadel 6, Appalachian State 5
Western Carolina 13, Samford 7
Furman 10, Elon 1
Georgia Southern 2, College of Charleston 0
Elon 18, College of Charleston 8
Appalachian State 2, Samford 1
The Citadel 12, Western Carolina 11
Georgia Southern 3, Furman 2
Appalachian State 15, Western Carolina 4
Elon 8, Furman 1
The Citadel 8, Appalachian State 6
Elon 11, Georgia Southern 4
Elon 7, Georgia Southern 6
Elon 6, The Citadel 5



Ninth-seeded Wofford won the 2007 Southern Conference Baseball Championship in Charleston, S.C. The Terriers won five straight games to take the title, their first.

1947: (1 Team, 3-2)

District Playoff

Alabama 8, CLEMSON 2
CLEMSON 8, Auburn 3
CLEMSON 1, Alabama 0
CLEMSON 4, Alabama 1

Eastern Playoff

Yale 7, CLEMSON 3

1948: (1 Team, 1-2)

Eastern Playoff

Yale 6, NORTH CAROLINA 1
NORTH CAROLINA 7, Illinois 3
Lafayette 5, NORTH CAROLINA 2

1949: (1 Team, 4-2)

Region B Playoff

WAKE FOREST 10, Notre Dame 7
WAKE FOREST 4, Notre Dame 2

College World Series First Round

WAKE FOREST 2, Southern California 1

Second Round

Texas 8, WAKE FOREST 1

Third Round

WAKE FOREST 2, Southern California 1

College World Series Championship

Texas 10, WAKE FOREST 3

1950: (1 Team, 0-2)

District Playoff

Alabama 6, CLEMSON 1
Kentucky 4, CLEMSON 2

1952: (1 Team, 1-2)

College World Series First Round

DUKE 18, Oregon State 7

Second Round

Penn State 12, DUKE 7

Third Round

Western Michigan 5, DUKE 1

1953: (1 Team, 1-2)

College World Series First Round

Texas 2, DUKE 1

Second Round

DUKE 3, Northern Colorado 2

Third Round

Boston College 7, DUKE 6 (11 innings)

1954: (1 Team, 2-2)

District 3 Playoff

VIRGINIA TECH 11, Clemson 10
Rollins 3, VIRGINIA TECH 0
VIRGINIA TECH 7, Clemson 1
Rollins 9, VIRGINIA TECH 3

1955: (1 Team, 1-2)

District 3 Playoff

Wake Forest 5, WEST VIRGINIA 1
WEST VIRGINIA 9, Wake Forest 7
Wake Forest 6, WEST VIRGINIA 5

1957: (1 Team, 0-2)

District 3 Playoff

Duke 9, GEORGE WASHINGTON 1
Ga. Southern 5, GEORGE WASHINGTON 3

1958: (1 Team, 0-2)

District 3 Playoff

Clemson 4, GEORGE WASHINGTON 2
Florida State 3, GEORGE WASHINGTON 1

1959: (1 Team, 0-2)

District 3 Playoff

Florida State 3, GEORGE WASHINGTON 2
Ga. Tech 7, GEORGE WASHINGTON 2

1960: (1 Team, 1-2)

District 3 Playoff

THE CITADEL 4, Florida 2
North Carolina 13, THE CITADEL 1
Florida 4, THE CITADEL 1

1961: (1 Team, 1-2)

District 3 Playoff

Florida State 3, WEST VIRGINIA 1
WEST VIRGINIA 4, Florida State 3
Duke 7, WEST VIRGINIA 3

1962: (1 Team, 0-2)

District 3 Playoff

Wake Forest 8, WEST VIRGINIA 3
Florida State 6, WEST VIRGINIA 5

1963: (1 Team, 1-2)

District 3 Playoff

Wake Forest 4, WEST VIRGINIA 3
WEST VIRGINIA 2, Auburn 1
Wake Forest 12, WEST VIRGINIA 8

1964: (1 Team, 0-2)

District 3 Playoff

Mississippi 11, WEST VIRGINIA 0
East Carolina 6, WEST VIRGINIA 5

1965: (1 Team, 2-2)

District 3 Playoff

FURMAN 5, Maryland 4
FURMAN 5, Mississippi State 2
Florida State 2, FURMAN 1
Florida State 7, FURMAN 5

1966: (1 Team, 0-2)

District 3 Playoff

North Carolina 7, EAST CAROLINA 1
Florida State 6, EAST CAROLINA 3

1967: (1 Team, 0-2)

District 3 Playoff

Auburn 8, WEST VIRGINIA 3
Clemson 5, WEST VIRGINIA 0

1968: (1 Team, 1-2)

District 3 Playoff

EAST CAROLINA 2, Florida State 1
North Carolina State 7, EAST CAROLINA 5
Florida State 3, EAST CAROLINA 2

1969: (1 Team, 0-2)

District 3 Playoff

North Carolina 3, FURMAN 0
Virginia Tech 6, FURMAN 3

1970: (1 Team, 0-2)

District 3 Playoff

Florida State 2, EAST CAROLINA 0
Mississippi State 12, EAST CAROLINA 6

1972: (1 Team, 0-2)

District 3 Playoff

Virginia 18, RICHMOND 2
Florida State 10, RICHMOND 5

1973: (1 Team, 2-2)

District 3 Playoff, Starkville, Miss.

North Carolina St. 5, APPALACHIAN STATE 1
APPALACHIAN STATE 2, South Alabama 1
APPALACHIAN STATE 4, North Carolina St. 3
Miami (Fla.) 13, APPALACHIAN STATE 5

1974: (1 Team, 0-2)

District 3 Playoff, Starkville, Miss.

Vanderbilt 2, EAST CAROLINA 1
South Carolina 5, EAST CAROLINA 1

1975: (1 Team, 0-2)

Atlantic Regional

South Carolina 11, THE CITADEL 3
North Carolina State 16, THE CITADEL 3

1976: (1 Team, 2-2)

Atlantic Regional

Clemson 13, FURMAN 2
FURMAN 5, Virginia Tech 4
FURMAN 12, South Carolina 1
Clemson 6, FURMAN 2

1977: (1 Team, 0-2)

Atlantic Regional

Wake Forest 6, EAST CAROLINA 3
South Carolina 4, EAST CAROLINA 1

1978: (1 Team, 2-2)

Atlantic Regional

MARSHALL 4, Florida State 0
MARSHALL 9, Clemson 3
Miami (Fla.) 6, MARSHALL 0
Miami (Fla.) 5, MARSHALL 1

1979: (1 Team, 0-2)

Atlantic Regional, Coral Gables, Fla.

Miami (Fla.) 3, THE CITADEL 1
Georgia Southern 5, THE CITADEL 3

1980: (1 Team, 1-2)

Atlantic Regional, Clemson, S.C.

Clemson 22, EAST TENNESSEE STATE 4
EAST TENNESSEE STATE 3, Georgia Southern 1
South Carolina 8, EAST TENNESSEE STATE 5

1981: (1 Team, 2-2)

Atlantic Regional

Mississippi State 7, EAST TENNESSEE STATE 6
EAST TENNESSEE STATE 2, Clemson 1
EAST TENNESSEE STATE 5, Wichita State 4
Mississippi State 6, EAST TENNESSEE STATE 5

1982: (1 Team, 2-2)

East Regional, Columbia, S.C.

THE CITADEL 9, North Carolina 4
South Carolina 6, THE CITADEL 4
THE CITADEL 15, Old Dominion 1
South Carolina 11, THE CITADEL 2

1983: (1 Team, 2-2)

East Regional, Chapel Hill, N.C.

THE CITADEL 14, Delaware 5
THE CITADEL 5, North Carolina 3
James Madison 5, THE CITADEL 2
Delaware 7, THE CITADEL 1



The Citadel's 1990 squad made a memorable run to the College World Series in Omaha, Neb.

1984: (1 Team, 0-2)

South II Regional, Starkville, Miss.

New Orleans 1, APPALACHIAN STATE 0
Eastern Kentucky 10, APPALACHIAN STATE 9

1985: (1 Team, 2-2)

East Regional, Columbia, S.C.

WESTERN CAROLINA 5, Old Dominion 3
LaSalle 13, WESTERN CAROLINA 12
WESTERN CAROLINA 9, St. John's 6
South Carolina 14, WESTERN CAROLINA 3

1986: (2 Teams, 0-4)

Atlantic Regional, Coral Gables, Fla.

Miami (Fla.) 10, WESTERN CAROLINA 8
Georgia Tech 8, WESTERN CAROLINA 7

Midwest Regional, Stillwater, Okla.

Stanford 11, APPALACHIAN STATE 1
Oklahoma State 23, APPALACHIAN STATE 2

1987: (1 Team, 2-2)

Midwest Regional, Starkville, Miss.

Oklahoma State 6, WESTERN CAROLINA 0
WESTERN CAROLINA 8, Mississippi State 1
WESTERN CAROLINA 8, Purdue 7
Oklahoma State 9, WESTERN CAROLINA 6

1988: (1 Team, 0-2)

South Regional, Starkville, Miss.

Mississippi State 7, WESTERN CAROLINA 4
Texas A&M 8, WESTERN CAROLINA 6

1989: (1 Team, 0-2)

South Regional, Starkville, Miss.

Mississippi State 8, WESTERN CAROLINA 0
Indiana State 10, WESTERN CAROLINA 3

1990: (1 Team, 5-2)

Atlantic Regional

THE CITADEL 11, North Carolina State 3
THE CITADEL 8, East Carolina 5
THE CITADEL 6, Miami (Fla.) 2
THE CITADEL 4, Miami (Fla.) 1

College World Series

LSU 8, THE CITADEL 2
THE CITADEL 8, Cal State Fullerton 7 (12 inn.)
LSU 6, THE CITADEL 1

1991: (1 Team, 1-2)

East Regional

Florida 2, FURMAN 0
FURMAN 7, Ohio 2
Missouri 8, FURMAN 4

1992: (1 Team, 3-2)

South II Regional, Tallahassee, Fla.

WESTERN CAROLINA 1, Florida State 0
WESTERN CAROLINA 14, Kent State 1
WESTERN CAROLINA 5, Stanford 0
Florida State 4, WESTERN CAROLINA 3
Florida State 18, WESTERN CAROLINA 3

1993: (1 Team, 1-2)

South Regional, Baton Rouge, La.

Louisiana State 7, WESTERN CAROLINA 2
WESTERN CAROLINA 10, Miami (Fla.) 5
Kent State 8, WESTERN CAROLINA 5

1994: (2 Teams, 1-4)

East Regional, Clemson, S.C.

Notre Dame 5, THE CITADEL 1
THE CITADEL 4, Virginia Tech 3
Clemson 5, THE CITADEL 1

Midwest Regional, Knoxville, Tenn.

Tennessee 6, WESTERN CAROLINA 4
Arizona State 8, WESTERN CAROLINA 6

1995: (1 Team, 0-2)

Midwest Regional, Knoxville, Tenn.

Tennessee 5, THE CITADEL 2
Pittsburgh 12, THE CITADEL 10

1996: (1 Team, 1-2)

Atlantic Regional, Clemson, S.C.

GEORGIA SOUTHERN 6, Old Dominion 0
West Virginia 9, GEORGIA SOUTHERN 4
Tennessee 6, GEORGIA SOUTHERN 1

1997: (1 Team, 1-2)

East Regional, Tallahassee, Fla.

Auburn 11, WESTERN CAROLINA 3
WESTERN CAROLINA 8, Marist 3
South Florida 9, WESTERN CAROLINA 4

1998: (1 Team, 1-2)

East Regional, Clemson, S.C.

Clemson 12, THE CITADEL 3
THE CITADEL 5, Fordham 1
VCU 3, THE CITADEL 2 (11 inn)

1999: (1 Team, 0-2)

Regional, Tallahassee, Fla.

Florida State 24, THE CITADEL 6
Providence 12, THE CITADEL 1

2000: (1 team, 0-2)

Regional, Atlanta, Ga.

Georgia Tech 11, GEORGIA SOUTHERN 9
Auburn 11, GEORGIA SOUTHERN 5

2001: (2 teams, 1-4)

Regional, Columbia, S.C.

South Carolina 16, THE CITADEL 0
Princeton 11, THE CITADEL 6

Regional, Athens, Ga.

GEORGIA SOUTHERN 4, Georgia 3
Coastal Carolina 15, GEORGIA SOUTHERN 3
Georgia 10, GEORGIA SOUTHERN 2

2002: (1 team, 1-2)

Regional, Clemson, S.C.

Clemson 15, GEORGIA SOUTHERN 1
GEORGIA SOUTHERN 6, Elon 2
East Carolina 7, GEORGIA SOUTHERN 3

2003: (1 team, 2-2)

Regional, Wilson, N.C.

VCU 6, WESTERN CAROLINA 0
WESTERN CAROLINA 9, Le Moyne 5
WESTERN CAROLINA 2, VCU 0
NC State 6, WESTERN CAROLINA 4 (14)

2004: (2 teams, 3-4)

Regional, Columbia, S.C.

South Carolina 12, THE CITADEL 4
THE CITADEL 10, Coastal Carolina 1
North Carolina 6, THE CITADEL 3

Regional, Baton Rouge, La.

Southern Miss 6, COLLEGE OF CHARLESTON 5
COLLEGE OF CHARLESTON 2, Army 1
COLLEGE OF CHARLESTON 7, Southern Miss 3
LSU 11, COLLEGE OF CHARLESTON 3

2005: (2 teams, 1-4)

Regional, Atlanta, Ga.

Georgia Tech 5, FURMAN 4 (10)
Michigan 6, FURMAN 3

Regional, Clemson, S.C.

COLLEGE OF CHARLESTON 5, Oral Roberts 2
Clemson 6, COLLEGE OF CHARLESTON 0
Oral Roberts 6, COLLEGE OF CHARLESTON 0

2006: (2 teams, 4-4)

Regional, Lexington, Ky.

COLLEGE OF CHARLESTON 5, Notre Dame 4 (16)
COLLEGE OF CHARLESTON 11, Ball State 0
COLLEGE OF CHARLESTON 7, at Kentucky 4

Regional, Clemson, S.C.

ELON 5, Mississippi State 4
Clemson 13, ELON 3
Mississippi State 12, ELON 3

Super Regional, Atlanta, Ga.

Georgia Tech 5, COLLEGE OF CHARLESTON 0
Georgia Tech 12, COLLEGE OF CHARLESTON 3

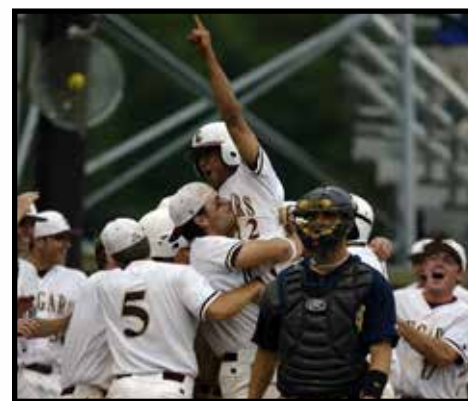
2007: (2 teams, 2-4)

Regional, Chapel Hill, N.C.

East Carolina 9, WESTERN CAROLINA 8
WESTERN CAROLINA 7, Jacksonville 0
WESTERN CAROLINA 9, East Carolina 5
at North Carolina 6, WESTERN CAROLINA 5

Regional, Columbia, S.C.

South Carolina 9, WOFFORD 1
NC State 10, WOFFORD 6



Oliver Marmol (center) scored the winning run for the College of Charleston in a 5-4, 16-inning win over Notre Dame at the Lexington Regional in 2006.

2008: (1 team, 1-2)

Regional, Cary, N.C.

UNC Wilmington 5, ELON 2
ELON 6, Mount St. Mary's 3
UNC Wilmington 15, ELON 11

2009: (2 teams, 1-4)

Regional, Atlanta, Ga.

Southern Miss 17, ELON 15
ELON 4, Georgia State 3
Georgia Tech 8, ELON 4

Regional, Fullerton, Calif.

Gonzaga 19, GEORGIA SOUTHERN 10
Utah 11, GEORGIA SOUTHERN 10

2010: (3 teams, 3-6)

Regional, Columbia, S.C.

THE CITADEL 7, Virginia Tech 2
South Carolina 9, THE CITADEL 4
Virginia Tech 4, THE CITADEL 3

Regional, Myrtle Beach, S.C.

COLLEGE OF CHARLESTON 9, N.C. State 6
COLLEGE OF CHARLESTON 16, Coastal Carolina 6
Coastal Carolina 8, COLLEGE OF CHARLESTON 7
Coastal Carolina 11, COLLEGE OF CHARLESTON 10 (10)

Regional, Atlanta, Ga.

Alabama 11, ELON 2
Mercer 13, ELON 7

2011: (1 team, 0-2)

Regional, Columbia, S.C.

South Carolina 2, GEORGIA SOUTHERN 1
NC State 5, GEORGIA SOUTHERN 2

2012: (3 teams, 5-6)

Regional, Charlottesville, Va.

APPALACHIAN STATE 5, Oklahoma 4
APPALACHIAN STATE 6, Virginia 5
Oklahoma 14, APPALACHIAN STATE 6
Oklahoma 5, APPALACHIAN STATE 2

Regional, Gainesville, Fla.

Georgia Tech 8, COLLEGE OF CHARLESTON 4
COLLEGE OF CHARLESTON 8, Bethune-Cookman 2
Georgia Tech 3, COLLEGE OF CHARLESTON 0

Regional, Tallahassee, Fla.

SAMFORD 5, Mississippi State 0
Florida State 8, SAMFORD 1
SAMFORD 3, Mississippi State 2
Florida State 5, SAMFORD 2

2013: (1 team, 2-2)

Regional, Charlottesville, Va.

ELON 10, UNCW 7
Virginia 2, ELON 0
ELON 6, UNCW 4
Virginia 11, ELON 3

OVERALL RECORD: 74-152 (.327)

1989 Players

March 12 Andy Beasley, VMI
 March 19 Matt Raleigh, WCU
 March 26 Gettys Glaze, CIT
 April 2 Johnny McCraw, APP
 April 9 Billy Swails, CIT
 April 16 Steve Hollins, APP
 April 23 Jason Nixon, MAR

1989 Pitchers

March 12 Brad Riley, APP
 March 19 Mike Clark, FUR
 March 26 Paul Menhart, WCU
 April 2 Matt Gore, CIT
 April 9 Pete Palmer, APP
 April 16 Brad Stowell, CIT
 April 23 Jeff Stevens, WCU

1990 Players

March 11 Anthony Jenkins, CIT
 March 18 Grant Brittain, WCU
 March 25 Johnny McCraw, APP
 April 1 Grant Brittain, WCU
 April 8 Grant Brittain, WCU
 April 15 Scott Waugh, APP
 April 22 Kevin Bellomo, WCU

1990 Pitchers

March 11 Richard Shirer, CIT
 March 18 Tom Brodnax, FUR
 March 25 Richard Shirer, CIT
 April 1 Ken Britt, CIT
 April 8 Richard Shirer, CIT
 April 15 Jason Schafer, MAR
 April 22 Johnny Meadows, APP

1991 Players

March 10 Chris Childers, MAR
 March 17 Kevin Bellomo, WCU
 March 24 Todd Raleigh, WCU
 March 31 Shane McComas, MAR
 April 7 Rod Walker, ETSU
 April 14 Johnny McCraw, APP
 April 21 Jason Rhychlick, CIT

1991 Pitchers

March 10 Bill Craig, MAR
 March 17 Phillip Grundy, WCU
 March 24 Dallas Rhinehart, ETSU
 March 31 Brad Stowell, CIT
 April 7 Ken Britt, CIT
 April 14 Hank Kraft, CIT
 April 21 Chris Bellomy, MAR

1992 Players

March 9 Todd Greene, GSU
 March 16 Joey Cox, WCU
 March 23 Jermaine Shuler, CIT
 March 30 Rod Walker, ETSU
 April 6 Rodney Hennon, WCU
 April 13 Nathan Dunn, ETSU
 April 20 Rod Walker, ETSU

1992 Pitchers

March 9 Gettys Glaze, CIT
 March 16 Jim Carragher, GSU
 March 23 Matt Spade, MAR
 March 30 Hank Kraft, CIT
 April 6 Ken Britt, CIT
 April 13 Gettys Glaze, CIT
 April 20 Gettys Glaze, CIT

1993 Players

Feb. 28 Phillip Grundy, WCU
 March 7 Todd Greene, GSU
 March 14 Chris Lemonis, CIT
 March 21 Rodney Hennon, WCU
 March 28 Phillip Grundy, WCU
 April 3 Mike Tidick, WCU
 April 10 Kurt Henzler, MAR
 April 17 Clay Hall, DAV
 April 24 Tim Kerns, DAV

1993 Pitchers

Feb. 28 Ron Buffington, GSU
 March 7 Steve Basch, CIT
 March 14 Clint Fair, GSU
 March 21 Donald Morillo, CIT
 March 28 Paul Thornton, GSU
 April 3 Clint Fair, GSU
 April 10 Mac Chapman, DAV
 April 17 John Price, CIT
 April 24 Jim Carragher, GSU

1994 Players

Feb. 27 Louie Napoleon, VMI
 March 6 Russ Roper, FUR
 March 13 Mac Chapman, DAV
 March 20 Mac Chapman, DAV
 March 27 Roy Hurst, WCU
 April 3 Mike Hooks, ETSU
 April 10 Mike Tidick, WCU
 April 17 Matt Wilson, GSU
 April 24 Mike Hagy, MAR

1994 Pitchers

Feb. 27 Jason Beverlin, WCU
 March 6 Marc Phillips, VMI
 March 13 Rick Paugh, MAR
 March 20 Jason Beverlin, WCU
 March 27 Jay Adams, VMI
 April 3 Tim Roth, GSU
 April 10 Britt Reames, CIT
 April 17 Todd Anderson, ETSU
 April 24 Matt Spade, MAR

1995 Players

Feb. 26 Jody Henson, WCU
 March 5 Tyson Whitley, GSU
 March 12 Jason Andrews, GSU
 March 19 Danny Allard, APP
 March 26 Jody Henson, WCU
 April 2 Brad Edwards, DAV
 April 9 Bo Betchman, CIT
 April 16 Adam Cross, ETSU
 April 23 Dan Martz, FUR

1995 Pitchers

Feb. 26 Dale Pilgrim, WCU
 March 5 William Rushing, GSU
 March 12 Britt Reames, CIT
 March 19 Clark Maxwell, WCU
 March 26 Chris Pollard, DAV
 April 2 Clark Maxwell, WCU
 April 9 Brian Callahan, CIT
 April 16 Mark DiFelice, WCU
 April 23 Jason Crews, APP

1996 Players

Feb. 25 Alex Tolbert, WCU
 March 3 Tommy Peterman, GSU
 March 10 Luke Goodwin, DAV
 March 17 A.J. Polichnowski, ETSU
 March 24 Curt Beerman, CIT
 March 31 Nate Shepperson, VMI
 April 7 Tommy Peterman, GSU
 April 14 Tommy Peterman, GSU
 April 21 Bo Betchman, CIT

1996 Pitchers

Feb. 25 Scott Musgrave, APP
 March 3 Jim Jordan, FUR
 March 10 Jim Jordan, FUR
 March 17 Clark Maxwell, WCU
 March 24 Dan Stutzman, APP
 March 31 Brian Bain, WCU
 April 7 Tod Lee, GSU
 April 14 Brian Rogers, CIT
 April 24 Brian Rogers, CIT

1997 Players

March 3 Michael Holder, GSU
 March 10 Britt Phelps, ETSU
 March 17 Steve Walson, GSU
 March 24 Curt Beerman, CIT
 March 31 Jeremy Bruce, WCU
 April 7 Martin Barrow, WCU
 April 14 Jerry Simmons, CIT
 April 21 Tyson Whitley, GSU

1997 Pitchers

March 3 Mark DiFelice, WCU
 March 10 Tod Lee, GSU
 March 17 Dan Stutzman, APP
 March 24 Tom Martin, CIT
 March 31 Brian Rogers, CIT
 April 7 Jay Adams, VMI
 April 14 Clint Sauls, GSU
 April 21 Ryan Foote, FUR

1998 Players

March 9 Chuck Koone, WCU
 March 16 Charles Thomas, WCU
 March 23 Jerry Simmons, CIT
 March 30 Jody Pollock, GSU
 April 6 Terrence Smalls, CIT
 April 13 Stephen Crater, APP
 April 20 Kenny Vawter, UNCG
 April 27 Phillip Hartig, CIT

1998 Pitchers

March 9 Josh Spradlin, VMI
 March 16 Brian Rogers, CIT
 March 23 Rodney Hancock, CIT
 March 30 Rhett Woehrl, UNCG
 April 6 Lance Surridge, UNCG
 April 13 Izzy Olvera, ETSU
 April 20 Tom Martin, CIT
 April 27 Brian Wiley, CIT

1999 Players

March 1 Dustin Langley, GSU
 March 8 Jody Pollock, GSU
 March 15 Ronny Marmol, CofC
 March 22 Jesse Martin, UNCG
 March 29 Rusty Swackhamer, ETSU
 April 4 Brandon Eierman, ETSU
 April 12 Charles Thomas, WCU
 April 19 Ed Pearson, VMI
 April 26 Rusty Swackhamer, ETSU
 May 3 Eric Johnson, WCU
 May 10 Philip Hartig, CIT
 May 17 Matt Easterday, GSU

1999 Pitchers

March 1 Wes Self, DAV
 March 8 Brett Lewis, GSU
 March 15 Matt Baber, ETSU
 March 22 Brian Wiley, CIT
 March 29 Travis Parker, CofC
 April 4 Dallas McPherson, CIT
 April 12 Brian Wiley, CIT
 April 19 Brian Wiley, CIT
 April 26 Wes Self, DAV
 May 3 Taft Cable, UNCG
 May 10 Scott Oliver, CofC
 May 17 Rodney Hancock, CIT

2000 Players

Feb. 21 Tim Frend, DAV
 Feb. 28 Philip Hartig, CIT
 March 6 Dallas McPherson, CIT
 March 13 Jeremy Purcell, UNCG
 March 20 Scott Henley, GSU
 March 27 Philip Hartig, CIT
 March 27 Scott Henley, GSU
 April 3 Chad Boruff, ETSU
 April 10 Stewart Sloan, DAV
 April 17 Matt Easterday, GSU
 April 24 Philip Hartig, CIT
 May 1 Scott Henley, GSU
 May 8 Kevin Blocker, WOF
 May 17 Chad Boruff, ETSU

2000 Pitchers

Feb. 21 Jared Burton, WCU
 Feb. 28 Taft Cable, UNCG
 March 6 Charles Bobo, WOF
 March 13 Ryan Gordon, UNCG
 March 20 Taft Cable, UNCG
 March 27 David Ray, GSU
 April 3 Matt Baber, ETSU
 April 10 Lucas Hocker, CofC
 April 17 Daniel Wheeler, GSU
 April 24 Kyle Bunn, CIT
 May 1 Ryan Gordon, UNCG
 May 8 George Lehr, WOF
 May 15 T.A. Fulmer, CIT

2001 Players

Feb. 25 Alan Beck, WCU
 March 5 Shane Schumaker, UNCG
 March 12 Derek Norman, FUR
 March 19 Jason Randall, CIT
 March 26 Matt Lauderdale, CofC
 March 26 Scott Henley, GSU
 April 2 Donovan Minero, WCU
 April 9 Matt Herring, GSU
 April 16 Jesse Martin, UNCG
 April 23 Chris Catanzaro, VMI
 April 30 Nathan Copeland, ETSU
 May 7 Justin Maderer, FUR
 May 14 Darryl Stephens, GSU

2001 Pitchers

March 5 Wes Self, DAV
 March 12 Matt Rackers, CofC
 March 19 Tate Osterman, WOF
 March 26 Ryan Basner, WCU
 April 2 Toby David, FUR
 April 9 Eric Talbert, CIT
 April 16 Brett Lewis, GSU
 April 23 Taft Cable, UNCG
 April 23 Randy Corn, CIT
 April 30 Tom Mastny, FUR
 May 7 Dan Foley, WCU
 May 14 Scooter Michael, UNCG

2002 Players

Feb. 18 Ryan Schade, WCU
 Feb. 25 Rocky Baker, GSU
 March 6 Matt Herring, GSU
 March 11 Tony Carbone, WOF
 March 18 Ryan Galligan, UNCG
 March 18 Lee Curtis, CofC
 March 25 Donovan Minero, WCU
 March 25 Todd Roper, WCU
 March 25 Tim Frend, DAV
 April 2 Donovan Minero, WCU
 April 8 Jason Sarvis, UNCG
 April 15 A.J. Zickgraf, GSU
 April 22 Chris Downard, APP
 April 29 Chris Emond, DAV
 May 6 Donovan Minero, WCU
 May 13 Lee Curtis, CofC
 May 20 Josh Stackley, CIT

2002 Pitchers

Feb. 18 George Lehr, WOF
Feb. 25 Ryan Gordon, UNCG
Jared Comstock, GSU
March 6 Scooter Michael, UNCG
March 11 Jared Burton, WCU
March 18 Jay Metzger, UNCG
March 25 George Lehr, WOF
April 2 T.A. Fulmer, CIT
April 8 Kyle Shipplett, APP
April 15 Tim Frend, DAV
Scooter Michael, UNCG
April 22 Tom Mastny, FUR
April 29 Jay Metzger, UNCG
Raymond Jenkins, CIT
May 6 Tom Mastny, FUR
May 13 Dennis Dove, GSU
May 20 Culley Kline, WOF

2003 Players

Feb. 26 Jesse Cole, WOF
March 3 Jon Aughey, CIT
March 11 Chris Ard, CIT
March 17 Lee Curtis, CofC
March 24 Lee Curtis, CofC
April 1 Caleb Moore, ETSU
Sam Navarro, DAV
April 7 Todd Buchanan, WCU
Alan Beck, WCU
April 14 Matt Lauderdale, CofC
April 21 Rod Goldston, WCU
April 28 Brett Spivey, CofC
May 6 Alan Beck, WCU
May 13 Derek Smith, APP
May 20 Brendan Gilligan, GSU

2003 Pitchers

Feb. 26 Patrick Griffin, FUR
March 3 Ken Egleton, CIT
March 11 Chris Mason, UNCG
March 17 Ryan Basner, WCU
March 24 Ryan Gordon, UNCG
April 1 Tom Mastny, FUR
April 7 Brett Harker, CofC
April 14 Derrik Wolpert, DAV
April 21 Reid Price, CofC
April 28 John Carroll, GSU
May 6 Scooter Michael, UNCG
May 13 Tom Mastny, FUR
May 20 David Mitchell, FUR

2004 Players

Feb. 23 Greg Dowling, GSU
March 2 Ryan Gordon, UNCG
March 10 Alex Gary, WCU
March 15 Chip Cannon, CIT
March 22 Josh Stackley, CIT
March 29 Brett Gardner, CofC
April 5 Brett Anderson, CofC
April 12 Phillip Coker, CofC
April 19 Blake Church, ETSU
April 26 Case Cassidy, FUR
May 2 Caleb Moore, ETSU
May 10 Phillip Coker, CofC
May 17 Jay Heafner, DAV
James Payne, GSU
May 24 Andy Howdeshell, ETSU

2004 Pitchers

Feb. 23 Brian Akin, DAV
March 2 Nick Stames, UNCG
March 10 Ryan Falcon, UNCG
March 15 Zach Piccola, CofC
March 22 Matt Garner, Elon
March 29 Sam Perry, FUR
Jarrett Santos, UNCG
April 5 Ryan Edell, CofC
April 12 Brian Harrison, GSU
April 19 Josh Lairsey, GSU
April 26 Jonathan Ellis, CIT
May 2 John Carroll, GSU
May 10 Scott Clark, APP
May 17 Brian McCullen, WCU
May 24 Jonathan Ellis, CIT

2005 Players

Feb. 21 Brian Hastings, CofC
Feb. 28 Caleb Moore, ETSU
March 7 D.J. Wabik, CofC
March 14 Jason Hurst, GSU
March 21 Byron Barber, CofC
March 28 Brett Gardner, CofC
April 4 Jay Heafner, DAV
April 11 Evan Erickson, Elon
April 18 Caleb Moore, ETSU
April 25 Blake Church, ETSU
May 2 Andrew Musashe, DAV
May 9 A.J. Zickgraf, GSU
May 16 Chris Ard, CIT
May 23 Gary Morris, Elon

2005 Pitchers

Feb. 21 Chris Mason, UNCG
Feb. 28 Nick Chigges, CofC
March 7 Patrick Adams, Elon
March 14 Chris Mason, UNCG
Brett Harker, CofC
March 21 Brian Caudill, APP
March 28 Chris Mason, UNCG
April 4 Brian Barnes, WCU
April 11 Lance Cole, Elon
Jay Heafner, DAV
April 18 Ben Hunter, FUR
April 25 Kevin Regan, Elon
May 2 Danny Meszaros, CofC
May 9 Chris Mason, UNCG
Dustin Evans, GSU
May 16 Andy Carter, DAV
May 23 Griff Beckham, CIT
Nick Hollstegge, FUR

2006 Players

Feb. 20 Chris Swauger, CIT
Feb. 27 Greg Dowling, GSU
March 7 Tony Maccani, FUR
March 13 Chris Price, Elon
March 20 Steven Strausbaugh, WCU
March 27 Trey McDaniel, WCU
April 3 A.J. Davidiuk, FUR
April 10 Graham Maiden, CofC
April 17 A.J. Davidiuk, FUR
April 24 Case Cassidy, FUR
May 1 Robert Rodebaugh, Elon
Guy Welsh, UNCG
May 8 Robert Rodebaugh, Elon
May 15 Jermaine Mitchell, UNCG
May 22 Jonathan Greene, WCU

2006 Pitchers

Feb. 20 Lance Cole, Elon
Feb. 27 Jay Heafner, DAV
March 7 Nick Holstegge, FUR
March 13 Tyler Sexton, WCU
March 20 Danny Meszaros, CofC
March 27 Danny Meszaros, CofC
April 3 Steven Hensley, Elon
April 10 Steven Hensley, Elon
April 17 Chad Tilley, Elon
April 24 Everett Teaford, GSU
May 1 Patrick Currin, UNCG
May 8 Greg Holland, WCU
May 15 Nick Chigges, CofC
May 22 Justin Smith, CIT

2007 Players

Feb. 19 Zach Brown, CIT
Feb. 26 Kenny Smith, WCU
March 5 David Rubinstein, APP
March 12 John Ingram, WCU
March 19 Matt Webb, DAV
March 26 Alex Garabedian, CofC
April 2 Barrett Shaft, WCU
April 9 Richard Jones, CIT
April 16 Chase Austin, Elon
April 23 Alex Garabedian, CofC
April 30 Mike Economos, GSU
May 7 Brandon Waring, WOF
May 14 Kenny Smith, WCU
May 21 Wes Hobson, APP

2007 Pitchers

Feb. 19 Garrett Sherrill, APP
Feb. 26 Ben Austin, WOF
March 5 Justin Smith, CIT
March 12 Jeff Beliveau, CofC
March 19 Will Romanowicz, Elon
March 26 Jay Jackson, FUR
April 2 Ryan Falcon, UNCG
Steven Hensley, Elon
April 9 Zach Booker, Elon
April 16 Matt Crim, CIT
April 23 Greg Holland, WCU
April 30 Chris Masters, WCU
May 7 Tyler Sexton, WCU
May 14 Nicholas Karow, FUR
May 21 Matt Klinker, FUR

2008 Players

Feb. 25 Michael Harrington, CofC
March 3 Corey Overholtzer, UNCG
March 10 Ricky Orton, UNCG
March 17 Chris Shehan, GSU
March 24 Chris Shehan, GSU
March 31 Greg Feltes, UNCG
April 7 Cory Harriachak, Elon
April 14 Joey Rodgers, FUR
April 21 Brandon Sizemore, CofC
April 28 Ty Wright, GSU
May 5 Ricky Orton, UNCG
May 12 Michael Harrington, CofC
May 19 Jeremie Tice, CofC

2008 Pitchers

Feb. 25 Asher Wojciechowski, CIT
March 3 Jay Jackson, FUR
Matt Reifsnider, CIT
March 10 Jimmy Reyes, Elon
March 17 Matt Crim, CIT
March 24 Chip Hunt, WOF
March 31 Chris Masters, WCU
April 7 Nick Karow, FUR
April 14 Wes Wrenn, CIT
April 21 Jay Jackson, FUR
Chris Masters, WCU
April 28 Jesse Simpson, CofC
May 5 Chris Masters, WCU
May 12 Matt Andress, APP
May 19 Spencer Hale, FUR

2009 Players

Feb. 23 Joash Brodin, CofC
March 2 Justin Hilt, Elon
March 9 Griffin Benedict, GSU
March 16 Richard Jones, CIT
March 23 Stephen Notaro, WCU
March 30 Mike Melillo, Elon
Cole Rakar, CofC
April 6 Chris McGuinness, CIT
April 13 Bennett Davis, Elon
April 20 Pat Irvine, Elon
April 27 Dallas Tarleton, Elon
May 4 Matt Mansilla, CofC
May 11 Joey Bergman, CofC
May 18 A.J. Wirsberger, GSU

2009 Pitchers

Feb. 23 Zach Garrett, CIT
March 2 Daniel Ottone, WCU
March 9 David Peterson, CofC
March 16 Jesse Simpson, CofC
March 23 Chris Masters, WCU
March 30 Drew Mahaffey, CIT
April 6 Jimmy Reyes, Elon
April 13 Corey Martin, WCU
April 20 Chris Mederos, GSU
April 27 Mike Frongello, DAV
May 4 Chris Masters, WCU
May 11 David Peterson, CofC
May 18 Matt Crim, CIT

2010 Players

Feb. 22 Corey Overholtzer, UNCG
March 1 Andrew Barna, DAV
March 8 Will Owens, FUR
March 15 David Schulze, SAM
March 22 Rob Kral, CofC
March 29 Ryan Adams, Elon
April 5 Mike Melillo, Elon
April 12 Tyler Kirkpatrick, WCU
April 19 Matt Leeds, CofC
April 26 Wes Hobson, APP
May 3 Rob Kral, CofC
May 10 Mac Doyle, WOF
May 17 Kyle Blackburn, GSU
May 24 Justin Mackert, CIT

2010 Pitchers

Feb. 22 Asher Wojciechowski, CIT
March 1 Matt Andress, APP
March 8 Jason Sullivan, WCU
March 15 Asher Wojciechowski, CIT
March 22 Kevin Decker, CofC
March 29 Andy Moye, GSU
April 5 Nathan Hyatt, APP
April 12 Andy Moye, GSU
Chris Patterson, APP
April 19 Jimmy Reyes, Elon
April 26 Matt Talley, CIT
May 3 Matt Murray, GSU
May 10 Josh Martin, SAM
May 17 Matt Talley, CIT
May 24 Ken Ferrer, Elon

2011 Players

Feb. 21 Ross Heffley, WCU
Feb. 28 Steve Cochran, GSU
March 7 Neal Pritchard, Elon
March 14 Mac Doyle, WOF
March 21 Saxon Butler, SAM
March 28 Mac Doyle, WOF
April 4 Victor Roache, GSU
April 11 Daniel Aldrich, CofC
April 18 Victor Roache, GSU
April 25 Stephen Notaro, WCU
May 2 Matt Leeds, CofC
Sebastian Gomez, Elon
Preston Troutman, APP
May 9 Cody Walker, UNCG
May 16 Ross Heffley, WCU

2011 Pitchers

Feb. 21 Tyler Wood, FUR
Feb. 28 Lawrence Pardo, APP
March 7 Chris Lamb, DAV
March 14 Chris Beck, GSU
March 21 Dylan Cole, FUR
March 28 Lex Rutledge, SAM
April 4 Ryan Arrowood, APP
April 11 Nathan Hyatt, APP
April 18 Ryan Arrowood, APP
Logan Cribb, CIT
April 25 Taylor Miller, APP
May 2 Thomas Girdwood, Elon
May 9 Cash Collins, WOF
May 16 Warren Slack, UNCG
May 23 Bobby Lyne, FUR

2012 Players

Feb. 20 Saxon Butler, SAM
Feb. 27 Thomas Troelstrup, UNCG
March 5 Will Owens, FUR
March 12 Ross Heffley, WCU
March 19 Will Callaway, APP
March 26 Brandon Murray, CofC
April 2 Alex Swim, Elon
April 9 Paul Nitto, FUR
April 16 Bradley Goodson, CofC
April 23 Tyler Tewell, APP
April 30 Daniel Aldrich, CofC
Saxon Butler, SAM
Phillip Ervin, SAM
May 7 Daniel Aldrich, CofC
May 14 Saxon Butler, SAM
May 21 Saxon Butler, SAM

2012 Pitchers

Feb. 20 Eric Eck, WOF
Feb. 27 Ryan Arrowood, APP
March 5 Ryan West, CofC
March 12 Josh Martin, SAM
March 19 Dylan Clark, Elon
March 26 Seth Grant, APP
April 2 Chris Beck, GSU
April 9 Brandon Yarusi, WOF
April 16 Henry Sisson, DAV
April 23 Cash Collins, WOF
April 30 Spencer Medick, Elon
May 7 Stephen Gary, FUR
May 14 Jordan Smith, WCU
May 21 Cash Collins, WOF

2013 Players

Feb. 18 Tommy Corbin, SAM
Feb. 25 Josh Hyman, WOF
March 4 Drew DeKerlegand, CIT
March 11 Tyler White, WCU
March 18 Bo Thompson, CIT
March 25 C.K. Irby, SAM
April 1 Cambric Moye, UNCG
April 8 Ryan Kinsella, Elon
April 15 Brandon Murray, CofC
April 22 Adam Martin, WCU
April 29 Johnathan Stokes, CIT
May 6 Greg Harrison, FUR
May 13 Noah Holmes, APP
May 21 Tyler Griffin, CIT

2013 Pitchers

Feb. 18 Jamie Nunn, APP
Feb. 25 Adam Curtis, WCU
March 4 C.K. Irby, SAM
March 11 Nate Smith, FUR
March 18 Kyle Webb, Elon
March 25 C.K. Irby, SAM
April 1 Sam Agnew-Wieland, APP
April 8 Sam Agnew-Wieland, APP
April 15 Brandon Yarusi, WOF
April 22 Jeremy Null, WCU
April 29 Austin Pritcher, CIT
May 6 Matt Pegler, CofC
May 13 Austin Pritcher, CIT
May 21 Nick Neitzel, DAV



Appalachian State right-hander Ryan Arrowood was the league's pitcher of the week three times in his final two seasons. Arrowood went 11-0 in 2012 and was the media's pick for SoCon Pitcher of the Year.

PLAYER AND PITCHER OF THE WEEK TOTALS

	Player	Pitcher	Total
The Citadel.....	36	60	96
Western Carolina	51	35	86
Georgia Southern	41	29	70
College of Charleston	37	22	59
UNCG	18	27	45
Furman	14	29	43
Appalachian State	16	25	41
Elon	18	19	37
Davidson	16	15	31
East Tennessee State	21	5	26
Wofford	8	14	22
Marshall	5	6	11
Samford	8	5	13
VMI	5	4	9

REPEAT WEEKLY AWARD WINNERS

Player

5 Times:

Phillip Hartig, The Citadel (1998-2000)

4 Times:

Scott Henley, Georgia Southern (2000-01)
Donovan Minero, Western Carolina (2001-02)
Lee Curtis, College of Charleston (2002-03)
Caleb Moore, East Tennessee State (2003-05)
Saxon Butler, Samford (2011-12)

3 Times:

Johnny McCraw, Appalachian State (1989-91)
Grant Brittain, Western Carolina (1990)
Rod Walker, East Tennessee State (1991-92)
Tommy Peterman, Georgia Southern (1996)
Alan Beck, Western Carolina (2001-03)
Mac Doyle, Wofford (2010-11)
Daniel Aldrich, College of Charleston (2011-12)
Ross Heffley, Western Carolina (2011-12)

Pitcher

6 Times:

Chris Masters, Western Carolina (2007-09)

5 Times:

Tom Mastny, Furman (2001-03)
Chris Mason, UNCG (2003-05)

4 Times:

Brian Rogers, The Citadel (1996-98)
Brian Wiley, The Citadel (1998-99)
Taft Cable, UNCG (1999-2001)
Ryan Gordon, UNCG (2000-03)
Scooter Michael, UNCG (2001-03)

3 Times:

Richard Shirer, The Citadel (1990)
Ken Britt, The Citadel (1990-92)
Gettys Glaze, The Citadel (1992)
Chris Maxwell, Western Carolina (1995-96)
Wes Self, Davidson (1999-2001)
George Lehr, Wofford (2000-02)
Danny Meszaros, College of Charleston (2005-06)
Steven Hensley, Elon (2006-07)
Jay Jackson, Furman (2007-08)
Matt Crim, The Citadel (2007-09)
Asher Wojciechowski, The Citadel (2008-10)
Jimmy Reyes, Elon (2008-10)
Ryan Arrowood, Appalachian State (2011-12)
Cash Collins, Wofford (2011-12)

PLAYER

PITCHER

2004

Feb. Ryan Gordon, UNCG
March Byron Barber, CoFC
April David Dufour, WOF

Lance Cole, Elon
Jarrett Santos, UNCG
Ryan Falcon, UNCG

2005

Feb. Evan Erickson, Elon
March D.J. Wabick, CoFC
Jay Heafner, DAV
April Chris Campbell, CoFC

Charles Vartanian, WOF
Brett Harker, CoFC

Kevin Regan, Elon

2006

Feb. Greg Dowling, GSU
March Blake Murphy, WCU
April Robert Rodebaugh, Elon
A.J. Daviduik, FUR
May Jermaine Mitchell, UNCG

Lance Cole, Elon
Danny Meszaros, CoFC
Steven Hensley, Elon

Chad Tilley, Elon

2007

Feb. David Rubenstein, APP
March Kenny Smith, WCU
April Ben Lasater, CoFC
May Brandon Waring, WOF

Garrett Sherrill, APP
Steven Hensley, Elon
Nick Chigges, CoFC
Drew Saberhagen, WCU

2008

Feb. Shane Kirkley, WOF
March Chris Shehan, GSU
April Ty Wright, GSU
May Jeremie Tice, CoFC

Steven Hensley, Elon
Steven Hensley, Elon
Jay Jackson, FUR
Jesse Lewter, Elon

2009

Feb. Joash Brodin, CoFC
March Joey Bergman, CoFC
April Isaac Harrow, APP
May A.J. Wirnsberger, GSU

Garrett Ozar, WCU
Drew Mahaffey, CIT
Zach Quate, APP
Chris Mederos, GSU

2010

Feb. Andrew Barna, DAV
March David Schulze, SAM
April Wes Hobson, APP
Kyle Behrendt, WOF
May Justin Mackert, CIT

Matt Address, APP
Jake Brown, GSU
Chris Patterson, APP

Jimmy Reyes, Elon

2011

Feb. Matt Leeds, CoFC
March Eric Phillips, GSU
April Victor Roache, GSU
May Victor Roache, GSU

Austin Pritcher, CIT
Lex Rutledge, SAM
Ryan Arrowood, APP
Jake Zokan, CoFC

2012

Feb. Saxon Butler, SAM
March Daniel Kassouf, APP
April Marty Gantt, CoFC
May Brandon Miller, SAM

Rob Marcello, APP
Seth Grant, APP
Ryan Arrowood, APP
Josh Martin, SAM

2013

Feb. Tyler Griffin, CIT
March Gunnar Heidt, CoFC
April Will Callaway, APP
May Joe Jackson, CIT

Austin Pritcher, CIT
Spencer Medick, Elon
Austin Pritcher, CIT
Tyler Moore, APP



UNCG's Ryan Gordon was the first SoCon player of the month in February 2004.

PLAYER AND PITCHER OF THE MONTH TOTALS

	Player	Pitcher
Total		
Appalachian State.....	5	9
Elon.....	2	11
Georgia Southern.....	7	2
Samford.....	3	2
Wofford.....	4	1
UNCG.....	2	2
Western Carolina.....	2	2
The Citadel.....	3	4
Davidson.....	2	0
Furman.....	1	1

Former members

College of Charleston.....	10	4
----------------------------	----	---



Elon's Steven Hensley was honored a record four times as pitcher of the month.

COACHES' SELECTIONS UNLESS OTHERWISE NOTED

1960
 P Dick Almes, CIT
 P Charlie Revere, UR
 C Chuck Boone, UR
 1B Dick Jones, CIT
 2B Paul Popovich, WVU
 SS Alan Cole, UR
 3B Howard Mikytuck, CIT
 OF Tom Clary, CIT
 OF Joe Gedro, VMI
 OF Dickie Snead, VT

1961
 P Lee Melear, VT
 P Tom Shafer, WVU
 C Tony Carmighani, FUR
 1B Dick Jones, CIT
 2B Eddie Hite, VT
 SS Weldon Eddins, VMI
 3B Phil Chewning, FUR
 OF Jerry Buchanan, CIT
 OF Larry Abbott, FUR
 OF Tom Booker, UR

1962
 P Frank Griffith, UR
 P Tom Shafer, WVU
 C Gil Minor, VMI
 1B Mel Rideout, UR
 2B Joe Hatalla, WVU
 SS Tom Stepp, WVU
 3B Bill Whaley, CIT
 OF Bill Pashe, GWU
 OF Bobby Stewart, UR
 OF Jim Procopio, WVU

1963
 P Lee Melear, VT
 P Joe Jeran, WVU
 C Jim Procopio, WVU
 1B Steve Berzansky, WVU
 2B Joe Hatalla, WVU
 SS Donnie White, VMI
 3B Al McNamee, UR
 OF Bobby Stewart, UR
 OF Dave Blake, VT
 OF Tom Green, VT

1964
 P Percy Sensabaugh, VMI
 P John Radosevich, WVU
 C Don Douglas, UR
 1B Steve Berzansky, WVU
 2B Charles Jennings, FUR
 SS Donnie White, VMI
 3B Ingram Haley, FUR
 OF Rick Smyre, DAV
 OF Mike Holloran, GWU
 OF Bill Marovic, WVU

1965
 P Percy Sensabaugh, VMI
 P John Radosevich, WVU
 C Ron Renner, WVU
 1B Phil King, FUR
 2B Richie Sharff, UR
 SS Jim Hyder, DAV
 3B Pete Britton, UR
 OF Tom Porter, CIT
 OF Mike Holloran, GWU
 OF Don Hetzel, WVU

1966
 P Jim Raynor, ECU
 P Vaughn Kovach, WVU
 C Richard Narron, ECU
 1B Jim Clay, WVU
 2B Richie Sharff, UR
 SS Frank Jenness, UR
 3B Tim Hill, GWU
 OF Wayne Britton, ECU
 OF Ed Thorne, ECU
 OF Mike Holloran, GWU

1967
 P Dennis Burke, ECU
 P Dick Balderson, UR
 P Jerry Meadows, WVU
 C Richard Narron, ECU
 1B Tom Green, UR
 2B Lynn Smith, ECU
 SS Joe Lalli, GWU
 3B Bob Beaham, WVU
 OF Jim Snyder, ECU
 OF Tom Parke, WVU
 OF Chuck Albertson, W&M

1968
 P Hank Bunnell, GWU
 P Denny Taylor, WVU
 C Eric Spink, GWU
 1B Jerry Blackwell, CIT
 2B Choppy Morris, CIT
 SS Mike Ross, CIT
 3B Steve Kennedy, UR
 OF Gordon Slade, DAV
 OF Jimmy Snyder, ECU
 OF John Medlin, W&M

1969
 P Tom Harrison, FUR
 P Hank Bunnell, GWU
 C Buster Holland, CIT
 1B John Campbell, FUR
 2B J.C. Hanks, VMI
 3B Tim White, VMI
 SS Mike Ross, CIT
 3B Marvin Haley, FUR
 OF Gordon Slade, DAV
 OF Carey Anderson, ECU
 OF Richie Richardson, W&M

1970
 P Ron Hastings, ECU
 P Hank Bunnell, GWU
 C Stan Sneed, ECU
 1B Tom Bondurant, UR
 2B Dennis Vick, ECU
 SS Bob Dennis, GWU
 3B Jerry Wise, CIT
 OF John Bledsoe, CIT
 OF Gordon Slade, DAV
 OF Bubba Hooker, W&M

1971
 P Doug Pounder, CIT
 P John Katona, FUR
 C Harold Wilkerson, DAV
 Stan Sneed, ECU
 1B Tom Bondurant, UR
 2B Dick Corrada, ECU
 SS Reggie Dunnivant, UR
 3B Jerry Wise, CIT
 OF Mike Aldridge, ECU
 OF Neil Eichelberger, FUR
 OF Bruce Wright, UR

1972
 P Ray Yeoman, CIT
 P John Katona, FUR
 C Paul Plunkett, CIT
 1B Ron Sanders, CIT
 2B MAR Owen, UR
 SS Reggie Dunnivant, UR
 3B Ralph Lamm, ECU
 OF George Weicker, DAV
 OF Les Keenan, UR
 OF Jeff Steckroth, W&M

1973
 P Tommy Toms, ECU
 P Roger Hatcher, UR
 C Bill Harris, W&M
 1B Steve Anspaugh, APP
 2B MAR Owen, UR
 SS Mike Ramsey, APP
 3B Frank Dziadul, APP
 OF Robbie Williams, APP
 OF Steve Arrington, CIT
 OF Mike Hogan, ECU

1974
 P Dave LaRussa, ECU
 P Todd Brenizer, FUR
 C Mark Rodgman, DAV
 1B Ron Staggs, ECU
 2B Ken Feaster, CIT
 SS Mike Ramsey, APP
 3B Steve Becker, W&M
 OF Steve Anspaugh, APP
 OF Mike Hogan, ECU
 OF Charlie Talley, UR

1975
 P Hank Welch, CIT
 P Jeff Boteler, UR
 P Joel Tew, DAV
 C Mark Hodgman, DAV
 1B George Weicker, DAV
 2B Bob Mitchell, UR
 SS Mike Ramsey, APP
 3B Steve Becker, W&M
 OF Gene Dotson, CIT
 OF Paul Martin, CIT
 OF Randy Howell, FUR
 DH Billy Weiters, CIT

1976
 P Chris Mensing, FUR
 P Rene Martin, UR
 C John Nichols, FUR
 1B Richard Weiters, CIT
 2B Steve Bryant, ECU
 SS Kevin Harvey, UR
 3B Randy Ingram, APP
 OF Paul Martin, CIT
 OF Joe Roenker, ECU
 OF Randy Howell, FUR
 DH Russell Lee, FUR

1977
 P Richard Wieters, CIT
 P Mickey Britt, ECU
 P Pete Conaty, ECU
 C Bob Lapple, DAV
 John Rulli, MAR
 Kelly Lombard, VMI
 1B Sonny Wooten, ECU
 2B Chris Plemmons, APP
 SS Wayne Tolleson, WCU
 3B Randy Ingram, APP
 OF Eddie Gates, ECU
 OF Randy Howell, FUR
 OF Everette Smith, FUR
 OF Dave McElhaney, W&M
 DH Keith Ebersole, WCU

1978
 P Mike Pendleton, CIT
 P Martin Rivera, CIT
 C Bob Lapple, DAV
 1B Ronnie Brower, APP
 2B Chris Plemmons, APP
 SS Wayne Tolleson, WCU
 3B Randy Ingram, APP
 OF Joey Moffitt, APP
 OF Randy Rosiek, MAR
 OF John Baker, UTC
 DH Keith Ebersole, WCU

1979
 P Frank Galloway, CIT
 P Mike Pendleton, CIT
 C Bob Lapple, DAV
 1B Harry Severino, MAR
 2B Bob Roma, FUR
 SS Randy Ingle, APP
 3B Gary Robinette, ETSU
 OF John Porter, DAV
 OF Jeff Coppinger, UTC
 OF Willie Carpenter, WCU
 DH John Baker, UTC

1980
 P Mike Pendleton, CIT
 P Jeff Andrews, ETSU
 C Mel Williamson, CIT
 Tom Alesio, FUR
 Phil Hubbard, VMI
 1B Don Ingle, WCU
 2B Ken Sholl, UTC
 SS Dave Cardwell, ETSU
 3B Gary Robinette, ETSU
 OF John Porter, DAV
 OF Joey Moffitt, APP
 OF Bryan Snyder, ETSU
 OF Willie Carpenter, WCU
 DH Greg Hill, MAR

1981
 P Jeff Barkley, CIT
 P Mike Sullivan, MAR
 C Philip Gordon, DAV
 Greg Hill, MAR
 1B John Barlowe, APP
 2B Tom Sams, APP
 SS Mike Knox, CIT
 3B Chris Hust, ETSU
 OF Tony Martin, ETSU
 OF Bryan Snyder, ETSU
 OF Mel Kinsey, WCU
 DH Robbie Peele, APP

1982
 P Kirk Bailey, APP
 P Jeff Barkley, CIT
 C Phil Hubbard, VMI
 2B B.J. Hinson, ETSU
 SS Mike Knox, CIT
 3B Todd Sager, MAR
 OF Wayne Dannenberg, ETSU
 OF Marcus Velazquez, ETSU
 OF Terry Smith, FUR
 DH Pete Camelo, APP

1983
 P Mike Cherry, CIT
 P Bryan Augsburger, VMI
 C Greg Johnson, WCU
 1B Charlie Fonville, WCU
 2B Mike Nipper, ETSU
 SS Greg Hill, MAR
 3B Todd Sager, MAR
 OF Robbie Peele, APP
 OF Tony Martin, ETSU
 OF David Hill, WCU
 DH Alan Hurt, CIT

1984
 P Pete Hardee, APP
 P Scott Gay, WCU
 C Rock Hurst, FUR
 1B Charlie Fonville, WCU
 2B Jamie Harris, APP
 SS Tim Jones, CIT
 3B Todd Sager, MAR
 OF Tony Welborn, APP
 OF Lee Glaze, CIT
 OF Fred Hailey, WCU
 DH Kent Alexander, APP

1985

North Division

P Rich Bosley, APP
P J.D. McKinney, MAR
C Brad Long, APP
1B Greg Weddle, VMI
2B Marc Hodges, APP
SS Chris Finwood, VMI
3B Lawrence Sluder, APP
OF Tony Welborn, APP
OF Chip Cook, MAR
OF Terry Thompson, MAR
DH Lee James, APP

South Division

P Mike Monte, CIT
P Scott Gay, WCU
C Rock Hurst, FUR
1B David Hyatt, WCU
2B Keith Helfant, DAV
SS Tim Jones, CIT
3B David Turgeon, DAV
OF Bill Masse, DAV
OF Mike Carson, WCU
OF Fred Hailey, WCU
DH Skip Nelloms, WCU

1986

North Division

P Kevin Simmons, APP
P Len Stratton, APP
C Brad Long, APP
1B Greg Weddle, VMI
2B Gary Sibyan, VMI
SS Scott Church, ETSU
3B Jeff Barr, ETSU
OF Andre Crawford, APP
OF Ed Dubiel, APP
OF Billy Patton, ETSU
DH Mike Rambo, ETSU

South Division

P Mike Monte, CIT
P Steve Condon, DAV
C Dan Simonds, DAV
1B Rick Hardwick, CIT
2B Keith Helfant, DAV
SS Alan Lewis, DAV
3B David Turgeon, DAV
OF Lee Glaze, CIT
OF Mike Carson, WCU
OF Fred Hailey, WCU
DH Pat Riley, WCU

1987

North Division

P Len Stratton, APP
P Mike Prince, ETSU
C Brad Long, APP
1B Tommy Green, APP
2B Gary Sibyan, VMI
SS Chris Finwood, VMI
3B Lawrence Sluder, APP
OF Ed Dubiel, APP
OF Will Edwards, ETSU
OF Rob Morrison, MAR
DH Ben Walker, VMI

South Division

P Steve Condon, DAV
P Stewart Keyes, WCU
C Dan Simonds, DAV
1B Bob Thomas, FUR
2B Billy Swails, CIT
SS Alan Lewis, DAV
3B David Turgeon, DAV
OF Bill Masse, DAV
OF Fred Hailey, WCU
OF Skip Nelloms, WCU
DH Clint Fairey, WCU

1988

North Division

P Stacey Schneider, APP
P Rick Tuttle, APP
C Andy Beasley, VMI
1B Tommy Green, APP
2B Gary Sibyan, VMI
SS Chris Finwood, VMI
3B Jeff Morgan, ETSU
OF Keith Nail, APP
OF Will Edwards, ETSU
OF Steve Meredith, ETSU
DH Darron Healey, APP

South Division

P Greg Wilcox, DAV
P Paul Menhart, WCU
C Kevin Vickery, CIT
1B Clint Fairey, WCU
2B Billy Swails, CIT
SS Danny Greene, FUR
3B Tom Malchesky, WCU
OF Roy Vilardi, DAV
OF Keith LeClair, WCU
OF Skip Nelloms, WCU
DH Billy Baker, CIT

1989

P Pete Palmer, APP
P Matt Gore, CIT
C Brent Williams, FUR
1B Clint Fairey, WCU
2B Billy Swails, CIT
SS Steve Hollins, APP
3B Gary Chandler, APP
OF Garrett Hinshaw, APP
OF Scott Waugh, APP
OF Jason Nixon, MAR
OF John Parrott, VMI
DH Gettys Glaze, CIT
Mark Poarch, WCU

1990

P Ken Britt, CIT
P Mike Montgomery, ETSU
C Andy Beasley, VMI
1B MAR Simpson, VMI
2B Grant Brittain, WCU
SS Dave Piepenbrink, MAR
3B Matt Raleigh, WCU
OF Scott Waugh, APP
OF Anthony Jenkins, CIT
OF Jimbo Thornton, ETSU
DH Billy Baker, CIT

1991

P Will Ertel, FUR
Phillip Grundy, WCU
C Brent Williams, FUR
Todd Raleigh, WCU
1B Rodney Tesh, WCU
2B Dan McDonnell, CIT
SS Phillip Tobin, CIT
3B Matt Raleigh, WCU
OF Scott Waugh, APP
OF Craig McLaughlin, FUR
OF Kevin Bellomo, WCU
DH Gettys Glaze, CIT

1992

P Gettys Glaze, CIT
P Dallas Rinehart, ETSU
C Randy DeBruhl, APP
1B Rod Walker, ETSU
2B Doug Eder, GSU
SS Matt Raleigh, WCU
3B Kevin Hallman, GSU
OF Vic Correll, CIT
OF Todd Greene, GSU
OF Joey Cox, WCU
DH Willando Ficklin, GSU

1993

P Paul Thornton, GSU
P Jason Beverlin, WCU
C Brett Boretti, DAV
1B Chris Lemonis, CIT
2B Rodney Hennon, WCU
SS Rick Bender, DAV
3B Kevin Hallman, GSU
OF Todd Greene, GSU
OF Dallas Monday, ETSU
OF Scott Lyman, WCU
DH Phillip Grundy, WCU

1994

P William Rushing, GSU
P Jason Beverlin, WCU
C Brett Boretti, DAV
1B Clay Hall, DAV
2B Matt Wilson, GSU
SS Wade Evans, ETSU
3B Kevin Hallman, GSU
OF Will Shellman, APP
OF Jazz Freitas, DAV
OF Mike Tidick, WCU
DH David Young, APP

1995

P Britt Reames, CIT
P William Rushing, GSU
C Steve Wilson, GSU
1B Alex Tolbert, WCU
2B Adam Cross, ETSU
SS David Groseclose, VMI
3B Eric Whitson, WCU
OF Garrick Haltiwanger, CIT
OF Ryan Glynn, VMI
OF Jody Henson, WCU
DH Shane Owenby, APP

1996

P Julio Ayala, GSU
P Tod Lee, GSU
C Scott Garrett, APP
1B Tommy Peterman, GSU
2B Chris Rodriguez, APP
SS Bradley James, ETSU
3B Bo Betchman, CIT
OF Garrick Haltiwanger, CIT
OF Mark Hamlin, GSU
OF Antoine Moran, GSU
DH Scott Musgrave, APP

1997

P Brian Rogers, CIT
P Tod Lee, GSU
C Michael Holder, GSU
1B Alex Tolbert, WCU
2B Bo Betchman, CIT
SS Terrance Smalls, CIT
3B A.J. Polichnowski, ETSU
OF Kenny Osborne, APP
OF Jerry Simmons, CIT
OF Martin Barrow, WCU
DH Britt Phelps, ETSU

First Team

P Mark DiFelice, WCU
P Lee Long, WOF
RP Tom Martin, CIT
C Stephen Crater, APP
1B Philip Hartig, CIT
2B Dominic Pattie, UNCG
SS Chris Moore, WCU
3B Mike Berrier, APP
OF Linwood Davis, UNCG
OF Kenny Vawter, UNCG
OF Martin Barrow, WCU
DH Mike DeSimone, DAV

Second Team

P Brian Rogers, CIT
P Corey McDonald, UNCG
RP Jason Parson, UNCG
C Frankie Ward, WCU
1B Jim Morrill, FUR
2B Jody Pollock, GSU
SS Terrence Smalls, CIT
3B Aaron Haigler, CIT
OF Jerry Simmons, CIT
OF Rusty Swackhamer, ETSU
OF Jeremy Purcell, UNCG
DH Brandon Eierman, ETSU

1999

First Team

P Lucas Hocker, CofC
P Brian Wiley, CIT
RP Jay Morgan, CIT
C Ronny Marmol, CofC
1B Philip Hartig, CIT
2B Billy Colome, CofC
SS Chris Moore, WCU
3B Eric Walker, VMI
OF Brandon Eierman, ETSU
OF Eric Johnson, WCU
OF Charles Thomas, WCU
DH Scott Thompkins, VMI

Second Team

P Rodney Hancock, CIT
P Matt Baber, ETSU
RP Brett Davey, CofC
C Ed Sparks, ETSU
1B Steve Harris, WCU
2B Jody Pollock, GSU
SS Travis Blevins, ETSU
3B Joey Foxhall, CofC
OF Travis Howell, CofC
OF Chris Morris, CIT
OF Rusty Swackhamer, ETSU
DH Tommy John, FUR

2000

First Team

P David Ray, GSU
P Ryan Gordon, UNCG
RP Ian Ostlund, VMI
C Ed Sparks, ETSU
1B Philip Hartig, CIT
2B Matt Easterday, GSU
SS Wes Timmons, APP
3B Carlos Love, GSU
OF Eric Walker, VMI
OF Chris Morris, CIT
OF Tim Frend, DAV
OF Jeremy Purcell, UNCG
DH Dallas McPherson, CIT

Second Team

P Ron Colvard, CIT
P Matt Baber, ETSU
RP Taft Cable, UNCG
C Mike Goldman, VMI
1B Chris Behne, APP
2B Tavy Smalls, CIT
Shane Schumaker, UNCG
SS Ben Brown, DAV
3B Cassidy Lundin, DAV
OF John Durik, GSU
OF Jeff Smith, UNCG
OF Charles Thomas, WCU
DH Steve Johnson, VMI

2001

First Team

P Eric Talbert, CIT
P Brett Lewis, GSU
RP Randy Corn, CIT
C Matt Lauderdale, CoFC
James Marino, DAV
1B Philip Hartig, CIT
2B Shane Schumaker, UNCG
SS Wes Timmons, APP
3B Dallas McPherson, CIT
OF Nathan Copeland, ETSU
OF Alan Beck, WCU
OF Donovan Minero, WCU
DH Scott Henley, GSU

Second Team

P Toby David, FUR
P Taft Cable, UNCG
RP Andy Hutchings, CoFC
C Justin Maderer, FUR
1B Andy Baxter, ETSU
2B Adam Etherington, FUR
SS Jemell Spearman, GSU
3B Derek Norman, FUR
OF Tim Frend, DAV
OF Matt Herring, GSU
OF Darryl Stephens, GSU
OF Chris Walker, GSU
DH Billy Ryan, DAV

2002 Coaches

First Team

P Ryan Johnson, CoFC
P Scooter Michael, UNCG
RP Randy Corn, CIT
C Matt Lauderdale, CoFC
1B Todd Buchanan, WCU
2B Jason Sarvis, UNCG
SS Ryan Schade, WCU
3B Lee Curtis, CoFC
OF Brett Spivey, CoFC
OF Matt Herring, GSU
OF Donovan Minero, WCU
DH Ryan Gordon, UNCG

Second Team

P Matt Hamer, CIT
P Reid Casey, ETSU
RP George Lehr, WOF
C Brendan Gilligan, GSU
1B Dominic Frankey, FUR
2B Chad Hall, GSU
SS Jemell Spearman, GSU
3B Matt Lein, WOF
OF Tim Frend, DAV
OF Chris Walker, GSU
OF Alan Beck, WCU
DH Chris Davis, WCU

2002 Media

First Team

P Ryan Johnson, CoFC
P Scooter Michael, UNCG
RP Randy Corn, CIT
C Matt Lauderdale, CoFC
1B Todd Buchanan, WCU
2B Jason Sarvis, UNCG
SS Ryan Schade, WCU
3B Lee Curtis, CoFC
OF Brett Spivey, CoFC
OF Matt Herring, GSU
OF Donovan Minero, WCU
DH Ryan Gordon, UNCG

Second Team

P T.A. Fulmer, CIT
P Jeff Stovall, FUR
RP George Lehr, WOF
C Brendan Gilligan, GSU
1B Chip Cannon, CIT
2B Chad Hall, GSU
SS Tony Carbone, WOF
3B Matt Lein, WOF
OF Tim Frend, DAV
OF Alan Beck, WCU
OF Strat Stavrou, WOF
DH Chris Davis, WCU

2003 Coaches

First Team

P Tom Mastny, FUR
P Jarrett Santos, UNCG
RP David Mitchell, FUR
C Matt Lauderdale, CoFC
1B Chip Cannon, CIT
2B Lee Curtis, CoFC
SS Andy Howdeshell, ETSU
3B Chris Ard, CIT
OF Brendan Gilligan, GSU
OF Alan Beck, WCU
OF Rod Goldston, WCU
DH Ryan Gordon, UNCG

Second Team

P Dennis Dove, GSU
P Derrick Hawk, WCU
RP Matt Hamer, CIT
C Derek Norman, FUR
1B Todd Buchanan, WCU
2B Jason Sarvis, UNCG
SS Wayne Kilmer, WCU
3B Carlos Love, GSU
OF Brett Spivey, CoFC
OF Brook Dantzler, CIT
OF Sam Navarro, DAV
DH Grant Burruss, GSU

2003 Media

First Team

P Tom Mastny, FUR
P Derrick Hawk, WCU
RP David Mitchell, FUR
C Matt Lauderdale, CoFC
1B Chip Cannon, CIT
2B Lee Curtis, CoFC
SS Andy Howdeshell, ETSU
3B Chris Ard, CIT
OF Brett Spivey, CoFC
OF Alan Beck, WCU
OF Rod Goldston, WCU
DH Ryan Gordon, UNCG

Second Team

P Jarrett Santos, UNCG
P Ryan Basner, WCU
RP Matt Hamer, CIT
C Derek Norman, FUR
1B Todd Buchanan, WCU
2B Jason Sarvis, UNCG
SS Wayne Kilmer, WCU
3B Carlos Love, GSU
OF Brook Dantzler, CIT
OF Brendan Gilligan, GSU
OF Brian Casey, WOF
DH Grant Burruss, GSU

2004 Coaches

First Team

P Ryan Johnson, CoFC
P Jonathan Ellis, CIT
RP Brett Harker, CoFC
C Caleb Moore, ETSU
1B Chip Cannon, CIT
2B Gary Morris, Elon
SS Andy Howdeshell, ETSU
3B Jess Easterling, CoFC
OF Byron Barber, CoFC
OF Brett Gardner, CoFC
OF Brandon Long, GSU
DH Grant Burruss, GSU

Second Team

P Brian Akin, DAV
P John Carroll, GSU
RP Jarrett Santos, UNCG
C Drew Davis, Elon
1B Brett Anderson, CoFC
1B Greg Dowling, GSU
2B Chris Campbell, CoFC
SS Tony Carbone, WOF
3B Danny Valencia, UNCG
OF Phillip Coker, CoFC
OF Grant Rembert, Elon
OF Ryan Gordon, UNCG
DH David Dufour, WOF

2004 Media

First Team

P Ryan Johnson, CoFC
P Jonathan Ellis, CIT
RP Brett Harker, CoFC
C Caleb Moore, ETSU
1B Chip Cannon, CIT
2B Gary Morris, Elon
SS Andy Howdeshell, ETSU
3B Jess Easterling, CoFC
OF Byron Barber, CoFC
OF Brett Gardner, CoFC
OF Brandon Long, GSU
DH Grant Burruss, GSU

Second Team

P Reid Price, CoFC
P Brian Akin, DAV
RP Jay Heafner, DAV
C Matt Kirkpatrick, CoFC
Alex Entekin, DAV
1B Brett Anderson, CoFC
2B Chris Campbell, CoFC
SS Eli Benefield, DAV
3B Danny Valencia, UNCG
OF Josh Stackley, CIT
OF Grant Rembert, Elon
OF James Payne, GSU
DH Chris Price, Elon

2005 Coaches

First Team

P Chris Mason, UNCG
P Everett Teaford, GSU
RP Brett Harker, CoFC
C Caleb Moore, ETSU
1B D.J. Wabick, CoFC
2B Chris Campbell, CoFC
SS Chuck Hargis, ETSU
3B Jay Heafner, DAV
OF Brett Gardner, CoFC
OF Jason Hurst, GSU
OF James Payne, GSU
OF Phillip Coker, CoFC
DH Blake Church, ETSU
Brett Anderson, CoFC

Second Team

P Danny Gemma, CoFC
P Jeremy Hall, ETSU
RP Caleb Moore, ETSU
C Alex Entekin, DAV
1B Evan Erickson, Elon
2B Nick Crowe, ETSU
SS A.J. Davidiuk, FUR
3B Logan Phillips, GSU
OF Steven Strausbaugh, WCU
OF Chris Price, Elon
OF Shane Byrne, ETSU
DH Taylor Shoop, DAV

2005 Media

First Team

P Danny Gemma, CoFC
P Chris Mason, UNCG
RP Brett Harker, CoFC
C Caleb Moore, ETSU
1B D.J. Wabick, CoFC
2B Chris Campbell, CoFC
SS Chuck Hargis, ETSU
3B Jay Heafner, DAV
OF Brett Gardner, CoFC
OF Jason Hurst, GSU
OF Shane Byrne, ETSU
DH Brett Anderson, CoFC

Second Team

P Reid Price, CoFC
P Everett Teaford, GSU
RP Caleb Moore, ETSU
C Alex Entekin, DAV
1B Evan Erickson, Elon
2B Nick Crowe, ETSU
SS Brad Peisel, APP
3B Logan Phillips, GSU
OF Chris Price, Elon
OF Phillip Coker, CoFC
OF James Payne, GSU
DH Blake Church, ETSU

2006 Coaches

First Team

P Nick Chigges, CoFC
P Everett Teaford, GSU
RP Josh McLaughlin, CoFC
C Tony Maccani, FUR
1B Greg Dowling, GSU
2B Ronnie Shore, DAV
SS A.J. Davidiuk, FUR
3B Jonathan Greene, WCU
OF Chris Swauger, CIT
OF Chris Price, Elon
OF Jermaine Mitchell, UNCG
OF Steven Strausbaugh, WCU
DH Robert Rodebaugh, Elon

Second Team

P Danny Meszaros, CoFC
P Matt Chastain, Elon
RP Patrick Currin, UNCG
C Blake Murphy, WCU
1B Case Cassidy, FUR
2B Chris Campbell, CoFC
SS Jay Heafner, DAV
3B Jess Easterling, CoFC
OF Phillip Coker, CoFC
OF Gregory Zage, DAV
OF Grant Rembert, Elon
DH Sonny Meade, CIT

2006 Media

First Team

P Nick Chiggess, CofC
P Everett Teaford, GSU
RP Josh McLaughlin, CofC
C Tony Maccani, FUR
1B Greg Dowling, GSU
2B Ronnie Shore, DAV
SS A.J. Davidiuk, FUR
3B Jess Easterling, CofC
OF Chris Price, Elon
OF Jermaine Mitchell, UNCG
OF Steven Strausbaugh, WCU
DH Robert Rodebaugh, Elon

Second Team

P Danny Meszaros, CofC
P Matt Chastain, Elon
RP Chad Tilley, Elon
C Blake Murphy, WCU
1B Case Cassidy, FUR
2B Chris Campbell, CofC
SS Jay Heafner, DAV
3B Jonathan Greene, WCU
OF Chris Swauger, CIT
OF Philip Coker, CofC
OF Grant Rembert, Elon
DH Rob Wilson, DAV

2007 Coaches

First Team

P Nick Chiggess, CofC
P Drew Saberhagen, WCU
RP Greg Holland, WCU
C Blake Murphy, WCU
1B Zach Brown, CIT
2B Kenny Smith, WCU
SS Oliver Marmol, CofC
3B Brandon Waring, WOF
OF David Rubinstein, APP
OF Michael Harrington, CofC
OF Barrett Shaft, DAV
DH Rob Wilson, DAV

Second Team

SP Steven Hensley, Elon
SP Ryan Falcon, UNCG
RP A.J. Battisto, GSU
C Alex Garabedian, CofC
1B Graham Maiden, CofC
2B Chris Campbell, CofC
3B Ben Lasater, CofC
SS Jason Altenhof, APP
OF Sonny Meade, CIT
OF Chris Swauger, CIT
OF Steven Strausbaugh, WCU
DH Richard Jones, CIT

2007 Media

First Team

SP Nick Chiggess, CofC
SP Drew Saberhagen, WCU
RP Greg Holland, WCU
C Blake Murphy, WCU
1B Zach Brown, CIT
2B Kenny Smith, WCU
SS Oliver Marmol, CofC
3B Brandon Waring, WOF
OF David Rubinstein, APP
OF Michael Harrington, CofC
OF Jonathan Greene, WCU
DH Richard Jones, CIT

Second Team

SP Steven Hensley, Elon
SP Ryan Falcon, UNCG
RP Matt Webb, DAV
C Alex Garabedian, CofC
1B John Ingram, WCU
2B Chris Campbell, CofC
SS Mike Gilmartin, WOF
3B Ben Lasater, CofC
OF Patrick Irvine, Elon
OF Mike Economos, GSU
OF Steven Strausbaugh, WCU
DH Rob Wilson, DAV

2008 Coaches

First Team

P Steven Hensley, Elon
P Jay Jackson, FUR
RP Thomas Girdwood, Elon
C Blake Murphy, WCU
1B Michael Harrington, CofC
2B Brandon Sizemore, CofC
SS Jason Altenhof, APP
3B Jeremie Tice, CofC
OF Chris Swauger, CIT
OF Cory Harrilchak, Elon
OF Chris Shehan, GSU
DH Ty Wright, GSU

Second Team

P Matt Andress, APP
P Greg Martin, UNCG
RP Nick Karow, FUR
C Griffin Benedict, GSU
1B Ricky Orton, UNCG
2B Nick Liles, WCU
SS Michael Gilmartin, WOF
3B AJ Wirnsberger, GSU
OF David Rubinstein, APP
OF Sonny Meade, CIT
OF David Richardson, GSU
OF Gabe Marchant, CofC
DH Reese Wade, FUR

2008 Media

First Team

SP Steven Hensley, Elon
SP Jay Jackson, FUR
RP Tom Girdwood, Elon
C Blake Murphy, WCU
1B Michael Harrington, CofC
2B Brandon Sizemore, CofC
SS Jason Altenhof, APP
3B Jeremie Tice, CofC
OF Sonny Meade, CIT
OF Cory Harrilchak, Elon
OF Chris Shehan, GSU
DH Ty Wright, GSU

Second Team

SP Drew Murray, GSU
SP Mike Tavernier, WCU
RP Nick Karow, FUR
C Dallas Tarleton, Elon
1B Ricky Orton, UNCG
2B Nick Liles, WCU
SS Mike Hentz, CofC
3B Bennett Davis, Elon
OF David Rubinstein, APP
OF Gabe Marchant, CofC
OF Chris Swauger, CIT
DH Reese Wade, FUR

Second Team

P Jesse Simpson, CofC
P Jimmy Reyes, Elon
RP Drew Mahaffey, CIT
C Griffin Benedict, GSU
1B Joash Brodin, CofC
2B Wes Hobson, APP
SS Michael Gilmartin, WOF
3B Chase Austin, Elon
OF Rand Smith, APP
OF Matt Mansilla, CofC
OF Clay McCord, CofC
DH Danny Weiss, DAV

All-Freshman

David Peterson, CofC
David Greene, CIT
Nick Orvin, CIT
Drew Gadaire, DAV
Jordan Darnell, Elon
Zeth Stone, Elon
Matt Murray, GSU
Eric Phillips, GSU
Colin Snow, GSU
Ross Heffley, WCU
Konstantine Diamaduros, WOF
James Foster, WOF

2009 Media

First Team

P Wes Wrenn, CIT
P Chris Mederos, GSU
RP Zach Quate, APP
C Griffin Benedict, GSU
1B Chris McGuiness, CIT
2B Brandon Sizemore, CofC
SS Brent Greer, WCU
3B Joey Bergman, CofC
OF Matt Mansilla, CofC
OF Sonny Meade, CIT
OF Pat Irvine, Elon
DH Ryan Daniels, CofC

Second Team

P Jesse Simpson, CofC
P Jimmy Reyes, Elon
RP Thomas Girdwood, Elon
C Richard Jones, CIT
1B Joash Brodin, CofC
2B Wes Hobson, APP
SS Michael Gilmartin, WOF
3B Isaac Harrow, APP
OF Rand Smith, APP
OF Clay McCord, CofC
OF Cory Harrilchak, Elon
DH Danny Weiss, DAV

2010 Coaches

First Team

SP Asher Wojciechowski, CIT
SP Jimmy Reyes, Elon
RP Chris Patterson, APP
C Mike Melillo, Elon
1B Kyle Blackburn, GSU
2B Wes Hobson, APP
SS Neal Pritchard, Elon
3B Matt Leeds, CofC
OF Cole Rakar, CofC
OF Jose Rodriguez, CofC
OF David Schulze, SAM
DH Mac Doyle, WOF



Western Carolina's Greg Holland was a first-team all-conference selection in 2007. Now the Kansas City Royals' closer, Holland made his first MLB All-Star appearance in 2013.

ALL-CONFERENCE TEAMS



Second Team

SP Kevin Decker, CoFC
SP Matt Benedict, WCU
RP Lex Rutledge, SAM
C Rob Kral, CoFC
1B Greg Blake, CoFC
2B Bryan Altman, CIT
SS Eric Phillips, GSU
3B Kyle Behrendt, WOF
OF Nick Orvin, CIT
OF Shawn Payne, GSU
OF Matt Hinson, Elon
Wayne Miller, SAM
DH Jerod Faggart, APP

All-Freshman

Hector Crespo, APP
Ryan Stetson, APP
Christian Powell, CoFC
Michael Clevinger, CIT
Andrew Barna, DAV
Alex Swim, Elon
Kyle Webb, Elon
Will Muzika, FUR
Michael Burrus, GSU
Arthur Owens, GSU
Harry Slade, UNCG
Lex Rutledge, SAM

2010 Media

First Team

SP Asher Wojciechowski, CIT
SP Jimmy Reyes, Elon
RP Chris Patterson, APP
C Rob Kral, CoFC
1B Kyle Blackburn, GSU
2B Wes Hobson, APP
SS Neal Pritchard, Elon
3B Matt Leeds, CoFC
OF Cole Rakar, CoFC
OF Jose Rodriguez, CoFC
OF David Schulze, SAM
DH Mac Doyle, WOF

Second Team

SP Kevin Decker, CoFC
SP Matt Benedict, WCU
RP Lex Rutledge, SAM
C Mike Melillo, Elon
1B Greg Blake, CoFC
2B Bryan Altman, CIT
SS Eric Phillips, GSU
3B Kyle Behrendt, WOF
OF Matt Hinson, Elon
OF Shawn Payne, GSU
OF Trevor Collias, WCU
DH Jerod Faggart, APP

2011 Coaches

First Team

SP Josh Renfro, CoFC
SP Andy Moye, GSU
SP Warren Slack, UNCG
RP Matt Murray, GSU
C Trevor Edwards, UNCG
1B Saxon Butler, SAM
2B Ross Heffley, WCU
SS Eric Phillips, GSU
3B Matt Leeds, CoFC
OF Daniel Aldrich, CoFC
OF Nick Orvin, CIT
OF Victor Roache, GSU
DH Stephen Notaro, WCU

Second Team

SP Christian Powell, CoFC
SP Kyle Putkonen, SAM
RP Andrew Jones, SAM
C Rob Kral, CoFC
1B Aaron Thompkins, FUR
2B Sebastian Gomez, Elon
SS Neal Pritchard, Elon
3B Austin Schultz, WCU
OF Shawn Payne, GSU
OF Phillip Ervin, SAM
OF Brandon Miller, SAM
DH Mac Doyle, WOF

All-Freshman

Preston Troutman, APP
Daniel Aldrich, CoFC
Drew DeKerlegand, CIT
Joe Jackson, CIT
Forrest Brandt, DAV
Sebastian Gomez, Elon
David Whitehead, Elon
Brandon Browne, UNCG
Phillip Ervin, SAM
C.K. Irby, SAM
Aaron Attaway, WCU
Adam Martin, WCU

2011 Media

First Team

SP Josh Renfro, CoFC
SP Andy Moye, GSU
RP John Brebbia, Elon
C Rob Kral, CoFC
1B Saxon Butler, SAM
2B Ross Heffley, WCU
SS Eric Phillips, GSU
3B Matt Leeds, CoFC
OF Daniel Aldrich, CoFC
OF Victor Roach, GSU
OF Phillip Ervin, SAM
DH Stephen Notaro, WCU

Second Team

SP Ryan Arrowood, APP
SP Christian Powell, CoFC
RP Matt Murray, GSU
C Trevor Edwards, UNCG
1B Aaron Thompkins, FUR
2B Sebastian Gomez, Elon
SS Neal Pritchard, Elon
3B Austin Schultz, WCU
OF Jack Myers, APP
OF Nick Orvin, CIT
OF Shawn Payne, GSU
DH Mac Doyle, WOF

2012 Coaches

First Team

SP Christian Powell, CoFC
SP Josh Martin, SAM
RP Preston Hatcher, WCU
C Alex Swim, Elon
1B Saxon Butler, SAM
2B Ross Heffley, WCU
SS Will Callaway, APP
3B Eric Phillips, GSU
OF Marty Gantt, CoFC
OF Phillip Ervin, SAM
OF Brandon Miller, SAM
DH Daniel Kassouf, APP

Second Team

SP Ryan Arrowood, APP
SP Brandon Yarusi, WOF
RP C.K. Irby, SAM
C Brad Moss, SAM
1B Ryan Kinsella, Elon
2B Hector Crespo, APP
SS Bradley Goodson, CoFC
3B Thomas Troelstrup, UNCG
OF Tyler Tewell, APP
OF Tyler Zupcic, APP
OF Brandon Murray, CoFC
DH Jacob Hoyle, WCU

All-Freshman

Brandon Burris, APP
Jamie Nunn, APP
Kevin Connell, CIT
Mason Davis, CIT
Henry Sisson, DAV
Chris Ohmstede, FUR
Elliott Warford, FUR
Tyler Avera, GSU
Chase Griffin, GSU
Jacob Hoyle, WCU
Jeremy Null, WCU
Bradley Strong, WCU

2012 Media

First Team

SP Ryan Arrowood, APP
SP Christian Powell, CoFC
RP Preston Hatcher, WCU
C Alex Swim, Elon
1B Saxon Butler, SAM
2B Ross Heffley, WCU
SS Will Callaway, APP
3B Eric Phillips, GSU
OF Tyler Tewell, APP
OF Marty Gantt, CoFC
OF Brandon Miller, SAM
DH Daniel Kassouf, APP

Second Team

SP Matt Pegler, CoFC
SP Josh Martin, SAM
RP Kyle Owings, CoFC
C Brad Moss, SAM
1B Ryan Kinsella, Elon
2B Hector Crespo, APP
SS Bradley Goodson, CoFC
3B Rob Harding, CoFC
OF Tyler Zupcic, APP
OF Phillip Ervin, SAM
OF Mac Doyle, WOF
DH C.K. Irby, SAM

2013 Coaches

First Team

SP Jamie Nunn, APP
SP Austin Pritcher, CIT
RP Preston Hatcher, WCU
C Joe Jackson, CIT
1B Ryan Kinsella, Elon
2B Hector Crespo, APP
SS Aaron Attaway, WCU
3B Tyler White, WCU
OF Christian Wolfe, UNCG
OF Phillip Ervin, SAM
OF Julian Ridings, WCU
DH C.K. Irby, SAM

Second Team

SP Kyle Webb, Elon
SP Jeremy Null, WCU
RP Skylar Hunter, CIT
C Adam Martin, WCU
1B Alex Abrams, FUR
2B Blake Butler, CoFC
2B Mason Davis, CIT
SS Will Callaway, APP
3B Trevor Edwards, UNCG
OF Brandon Murray, CoFC
OF Hughston Armstrong, CIT
OF Christiaan Durdaller, SAM
DH Bo Thompson, CIT

All-Freshman

Jaylin Davis, APP
Dillon Dobson, APP
Blake Butler, CoFC
Nathan Helvey, CoFC
Carl Wise, CoFC
Skylar Hunter, CIT
Sam Foy, DAV
Jordan Simpson, FUR
Ryan Clark, UNCG
Benigno Marrero, UNCG
Richard Greene, SAM
Jonathan Waszak, WCU
Will Stillman, WOF

2013 Media

First Team

SP Jamie Nunn, APP
SP Austin Pritcher, CIT
RP Preston Hatcher, WCU
C Joe Jackson, CIT
1B Ryan Kinsella, Elon
2B Hector Crespo, APP
SS Aaron Attaway, WCU
3B Tyler White, WCU
OF Christian Wolfe, UNCG
OF Christiaan Durdaller, SAM
OF Phillip Ervin, SAM
OF Julian Ridings, WCU
DH C.K. Irby, SAM

Second Team

SP Kyle Webb, Elon
SP Jeremy Null, WCU
RP Skylar Hunter, CIT
C Adam Martin, WCU
1B Calvin Orth, CIT
2B Blake Butler, CoFC
SS Will Callaway, APP
3B Chris Ohmstede, FUR
OF Brandon Murray, CoFC
OF Hughston Armstrong, CIT
OF Sebastian Gomez, Elon
DH Bo Thompson, CIT



SOCON ALL-TOURNAMENT TEAMS

1990

P Richard Shirer, CIT
C Gettys Glaze, CIT
1B Brad Niethammer, APP
2B Grant Brittain, WCU
SS Dave Piepenbrink, MAR
3B Doug Jones, APP
OF Billy Baker, CIT (MVP)
OF Chris Stone, FUR
OF Rodney Tesh, WCU
DH Mike Hilton, WCU

1991

P Jack Kimel, WCU
C Brent Williams, FUR (MVP)
1B Rodney Tesh, WCU
2B John Key, APP
SS Nathan Dunn, ETSU
3B Matt Raleigh, WCU
OF Scott Waugh, APP
OF Kevin Bellomo, WCU
OF Joey Cox, WCU
DH Dallas Rhinehart, ETSU

1992

P Jim Carragher, GSU
C Mike Darnell, GSU
1B Bryan Wiggins, GSU
2B Doug Eder, GSU
SS Chris Petersen, GSU
3B Eric Whitson, WCU
OF Mike Miller, GSU
OF Joey Cox, WCU (MVP)
OF Scott Lyman, WCU
DH Gettys Glaze, CIT

1993

P Jason Beverlin, WCU
C Roy Hurst, WCU
1B Chris Lemonis, CIT
2B Matt Wilson, GSU
SS David Groseclose, VMI
3B Louie Napoleon, VMI
OF Dale Sistare, CIT
OF Rob Doherty, WCU
OF Mike Tidick, WCU
DH Phillip Grundy, WCU (MVP)

1994

P Britt Reames, CIT
C Brett Boretti, Davidson
1B Marc Striker, WCU
2B John Connolly, WCU
SS Jermaine Shuler, CIT (MVP)
3B Bo Betchman, CIT
OF Garrick Haltiwanger, CIT
OF Louie Napoleon, VMI
OF Mike Tidick, WCU
DH Donald Morillo, CIT

1995

P Donald Morillo, CIT (MVP)
P Britt Reames, CIT
C James Lyons, ETSU
1B Tommy Peterman, GSU
2B David Beckley, CIT
SS Tyson Whitley, GSU
3B Eric Whitson, WCU
OF Garrick Haltiwanger, CIT
OF Dale Sistare, CIT
OF Len Hart, ETSU
DH Ryan Glynn, VMI

1996

P Clint Sauls, GSU
C Steve Wilson, GSU
1B Nate Shepperson, VMI
2B Donnie Coe, GSU
SS Terrance Smalls, CIT
3B Bo Betchman, CIT
OF Jon Placko, FUR
OF Mark Hamlin, GSU (MVP)
OF Antoine Moran, GSU
DH Britt Phelps, ETSU

1997

P David Noyce, FUR
C J.P. Burwell, WCU (MVP)
1B Ryan Butler, CIT
2B Jeff Szikszai, WCU
SS Eric Boehmer, FUR
3B Dan Martz, FUR
OF Rodney Hancock, CIT
OF Brandon Holler, FUR
OF Jody Wade, FUR
DH Tyson Whitley, GSU

1998

P Brian Rogers, CIT (MVP)
C Jay Morgan, CIT
1B Philip Hartig, CIT
2B Dominic Pattie, UNCG
SS Terrence Smalls, CIT
3B Aaron Haigler, CIT
OF Kevin Durham, CIT
OF Kenny Vawter, UNCG
OF Eric Johnson, WCU
DH Lance Surridge, UNCG

1999

P Rodney Hancock, CIT (MVP)
C Ronny Marmol, CoFC
1B Philip Hartig, CIT
2B Tavy Smalls, CIT
SS Michael Harris, CIT
3B Charlie Wands, WCU
OF Josh Edgeworth, CoFC
OF Rusty Swackhamer, ETSU
OF Eric Johnson, WCU
DH Morgan Frazier, WCU

2000

P Corey Etheridge, FUR
C Ed Sparks, ETSU
1B Chris Behne, APP
2B Matt Easterday, GSU (MVP)
SS Danny Rueckel, FUR
3B Cole Hubka, FUR
OF Josh Edgeworth, CoFC
OF Clint Hill, FUR
OF J.R. Revere, GSU
DH Ryan Presnell, FUR

2001

P Randy Corn, CIT (MVP)
P Ted Toler, UNCG
C Brendon Gilligan, GSU
1B Andy Baxter, ETSU
2B Shane Schumaker, UNCG
SS Jemel Spearman, GSU
3B Dallas McPherson, CIT
OF Jasha Balcom, CoFC
OF Brook Dantzler, CIT
OF Nathan Copeland, ETSU
OF Chris Cook, UNCG
DH Chris Mittendorf, UNCG

2002

P Brett Lewis, GSU (MVP)
C Matt Lauderdale, CoFC
1B Carlos Love, GSU
2B Jack Arroyo, CoFC
SS Jemel Spearman, GSU
3B Lee Curtis, CoFC
OF Brett Anderson, CoFC
OF Craig Caudill, FUR
OF Matt Herring, GSU
OF J.R. Revere, GSU
OF Kirk Strebin, UNCG
DH Coogie Freedman, FUR

2003

P Ryan Basner, WCU
C A.J. Zickgraf, GSU
1B Jon Wade, VMI
2B Brandon Burnsed, GSU
SS Lee Curtis, CoFC
3B Chris Davis, WCU
OF Brandon Long, GSU
OF Ryan Gordon, UNCG
OF Matt Nelson, WCU
DH Brian Sigmon, WCU (MVP)

2004

P Jonathan Ellis, CIT (MVP)
C Brian Sigmon, WCU
1B Chip Cannon, CIT
2B Jon Aughey, CIT
SS Chris Davis, WCU
3B Chris Ard, CIT
OF Denver Edick, WCU
OF Byron Barber, CoFC
OF Matt Covington, CIT
OF Andy Phillips, CIT
DH Mark Eggleton, CIT

2005

P Nick Hollstegge, FUR (MVP)
C Flint Wipke, GSU
1B Case Cassidy, FUR
2B Chris Campbell, CoFC
SS Matt Matulia, CIT
3B Matthew Betsill, FUR
OF Brett Gardner, CoFC
OF James Payne, GSU
OF Brent Stephens, GSU
DH Sam McLain, FUR

2006

P Nick Chigges, CoFC (co-MVP)
C Alex Garabedian, CoFC
1B Trey Daniel, WCU
2B Chris Campbell, CoFC
SS Jess Easterling, CoFC (co-MVP)
3B Adam Weaver, Elon
OF Larry Cobb, CoFC
OF Chris Swauger, CIT
OF Chris Price, Elon
DH Sonny Meade, CIT

2007

P Ben Austin, Wofford
C Richard Jones, CIT
1B Zach Brown, CIT
2B Eric Strukie, Wofford
SS Mike Gilmartin, Wofford
3B Brandon Waring, Wofford (MVP)
OF Chris Swauger, CIT
OF Pat Irvine, Elon
OF Sean Snell, UNCG
DH Andrew Franco, APP

2008

P Mike Lynn, CoFC
C Dallas Tarleton, Elon
1B Jay Jackson, FUR
2B Tim Carrier, UNCG
SS Chase Austin, Elon
3B Bennett Davis, Elon
OF Stuart Haywood, CoFC
OF Cory Harrihchak, Elon (MVP)
OF Chris Shehan, GSU
DH Greg Feltes, UNCG

2009

SP Asher Wojciechowski, CIT
SP Chris Mederos, GSU
RP Thomas Girdwood, Elon
C Richard Jones, CIT
1B David Towarnicky, APP
2B Marcus Rose, FUR
SS Brent Greer, WCU
3B Chase Austin, Elon
OF Sonny Meade, CIT
OF Pat Irvine, Elon
OF Ty Wright, GSU
DH Kyle Blackburn, GSU (MVP)

2010

SP Asher Wojciechowski, CIT
SP Jimmy Reyes, Elon
RP Brandon Johnson, WCU
C Ollie Goulder, WCU
1B Justin Mackert, CIT (MVP)
2B Wes Hobson, APP
SS Jamie Holler, CoFC
3B Hector Crespo, APP
OF Chris Alessandria, APP
OF William Ladd, CIT
OF Matt Johns, WCU
DH Brad Felder, CIT

2011

SP Seth Grant, APP
SP Chris Beck, GSU (MVP)
RP Andrew Jones, SAM
C Tom Richardson, GSU
1B Marty Gantt, CoFC
2B Michael Johnson, SAM
SS Eric Phillips, GSU
3B Alex Abrams, FUR
OF Tyler Zupic, APP
OF Cole Rakar, CoFC
OF Phillip Ervin, SAM
DH Michael Burruss, GSU

2012

SP Justin Hess, GSU
SP Josh Martin, SAM (MVP)
RP C.K. Irby, SAM
C Chase Griffin, GSU
1B Ryan Kinsella, Elon
2B Tyler Avera, GSU
2B Zeth Stone, SAM
SS Austin Allison, SAM
3B Chris Ohmstede, FUR
OF Taylor Johnson, FUR
OF Phillip Ervin, SAM
OF Brandon Miller, SAM
DH Garren Palmer, GSU

2013

SP Kyle Webb, Elon
SP Justin Hess, GSU
RP Dylan Clark, Elon
C Joe Jackson, CIT (MVP)
1B Ryan Kinsella, Elon
2B Hector Crespo, APP
SS Antonio Alvarez, Elon
3B Tyler White, WCU
OF Tyler Griffin, CIT
OF Sebastian Gomez, Elon
OF Julian Ridings, WCU
DH Bo Thompson, CIT

SOCON COACHES AWARDS

SoCon Player of the Year

1972	Reggie Dunnivant, Richmond
1973	Steve Arrington, The Citadel
1974	Mike Ramsey, Appalachian State
1975	George Weicker, Davidson
1976	Richard Wieters, The Citadel
1977	Richard Wieters, The Citadel
1978	Wayne Tolleson, Western Carolina
1979	Randy Ingle, Appalachian State
1980	Gary Robinette, East Tennessee State
1981	Mel Kinsey, Western Carolina
1982	Bill White, The Citadel
1983	Mike Cherry, The Citadel
1984	Tony Welborn, Appalachian State
1985	Scott Gay, Western Carolina
1986	Len Stratton, Appalachian State
1987	Clint Fairey, Western Carolina
1988	Clint Fairey, Western Carolina
1989	Clint Fairey, Western Carolina
	Scott Waugh, Appalachian State
1990	Grant Brittain, Western Carolina
1991	Kevin Bellomo, Western Carolina
1992	Matt Raleigh, Western Carolina
1993	Todd Greene, Georgia Southern
1994	Mike Tidick, Western Carolina
1995	Steve Wilson, Georgia Southern
1996	Tommy Peterman, Georgia Southern
1997	Alex Tolbert, Western Carolina
1998	Martin Barrow, Western Carolina
1999	Chris Moore, Western Carolina
2000	Matt Easterday, Georgia Southern
2001	Philip Hartig, The Citadel
2002	Lee Curtis, College of Charleston
2003	Alan Beck, Western Carolina
2004	Caleb Moore, East Tennessee State
2005	Jay Heafner, Davidson
2006	A.J. Davidiuk, Furman
2007	Kenny Smith, Western Carolina
2008	Jeremie Tice, College of Charleston
2009	Joey Bergman, College of Charleston
	Chase Austin, Elon
2010	Matt Leeds, College of Charleston
2011	Victor Roache, Georgia Southern
2012	Marty Gantt, College of Charleston
2013	Ryan Kinsella, Elon

SoCon Pitcher of the Year

1989	Pete Palmer, Appalachian State
1990	Ken Britt, The Citadel
1991	Will Ertel, Furman
1992	Gettys Glaze, The Citadel
1993	Paul Thornton, Georgia Southern

1994	Jason Beverlin, Western Carolina
1995	William Rushing, Georgia Southern
1996	Julio Ayala, Georgia Southern
1997	Tod Lee, Georgia Southern
1998	Mark DiFelice, Western Carolina
1999	Brian Wiley, The Citadel
2000	David Ray, Georgia Southern
2001	Eric Talbert, The Citadel
2002	Randy Corn, The Citadel
2003	Tom Mastny, Furman
2004	Ryan Johnson, College of Charleston
2005	Brett Harker, College of Charleston
2006	Nick Chigges, College of Charleston
2007	Nick Chigges, College of Charleston
2008	Steven Hensley, Elon
2009	Wes Wrenn, The Citadel
2010	Asher Wojciechowski, The Citadel
2011	Matt Murray, Georgia Southern
2012	Christian Powell, College of Charleston
2013	Austin Pritcher, The Citadel

SoCon Freshman of the Year

1980	John Marshall, Davidson
1981	Jeff Montgomery, Marshall
1982	Jack Cheek-Fagan, Furman
	Mike Lamore, VMI
1983	Brian Tebo, Western Carolina
1984	Fred Hailey, Western Carolina
1985	Bill Masse, Davidson
1986	Will Edwards, East Tennessee State
1987	Jim Piekutowski, Furman
1988	Scott Waugh, Appalachian State
1989	Gettys Glaze, The Citadel
	Johnny McCraw, Appalachian State
	Matt Raleigh, Western Carolina
1990	Rob Doherty, Western Carolina
1991	Phillip Grundy, Western Carolina
1992	Shane Spears, Furman
1993	Kenny Osborne, Appalachian State
1994	Tommy Peterman, Georgia Southern
1995	Tod Lee, Georgia Southern
1996	David Noyce, Furman
1997	Rodney Hancock, The Citadel
1998	Philip Hartig, The Citadel
1999	Brett Lewis, Georgia Southern
2000	Ryan Gordon, UNCG
2001	Derek Norman, Furman
2002	Matt Lein, Wofford
2003	Kelly Sweppenhisner, VMI
2004	Chris Campbell, College of Charleston
2005	Steven Strausbaugh, Western Carolina
2006	Steven Hensley, Elon

2007	Richard Jones, The Citadel
2008	Thomas Girdwood, Elon
2009	Ross Heffley, Western Carolina
2010	Will Muzika, Furman
2011	Daniel Aldrich, College of Charleston
2012	Chase Griffin, Georgia Southern
2013	Jaylin Davis, Appalachian State

SoCon Coach of the Year

1972	Chuck Boone, Richmond
1975	Chal Port, The Citadel
1976	Tom Wall, Furman
1977	Monte Little, East Carolina
1978	Jack Cook, Marshall
1979	Chal Port, The Citadel
1980	Charley Lodes, East Tennessee State
1981	Bill Hayward, Western Carolina
1982	Chal Port, The Citadel
	Donny White, VMI
1983	Chal Port, The Citadel
1984	Jim Morris, Appalachian State
1985	George Greer, Davidson
1986	Harold Stout, East Tennessee State
1987	Jack Leggett, Western Carolina
1988	Paul Maini, VMI
1989	Jack Cook, Marshall
1990	Chal Port, The Citadel
1991	Chal Port, The Citadel
1992	Keith LeClair, Western Carolina
1993	Jack Stallings, Georgia Southern
1994	Keith LeClair, Western Carolina
1995	Fred Jordan, The Citadel
1996	Jack Stallings, Georgia Southern
1997	Keith LeClair, Western Carolina
1998	Mike Gaski, UNCG
1999	Fred Jordan, The Citadel
2000	Rodney Hennon, Georgia Southern
2001	Rodney Hennon, Georgia Southern
2002	Todd Raleigh, Western Carolina
2003	Tom Slater, VMI
2004	John Pawlowski, College of Charleston
2005	John Pawlowski, College of Charleston
2006	Mike Kennedy, Elon
2007	John Pawlowski, College of Charleston
2008	Mike Kennedy, Elon
2009	Mike Kennedy, Elon
2010	Fred Jordan, The Citadel
2011	Mike Gaski, UNCG
2012	Chris Pollard, Appalachian State
2013	Bobby Moranda, Western Carolina

SOCON MEDIA AWARDS

SoCon Player of the Year

2002	Donovan Minero, Western Carolina
2003	Lee Curtis, College of Charleston
2004	Caleb Moore, East Tennessee State
2005	Jay Heafner, Davidson
2006	A.J. Davidiuk, Furman
2007	Kenny Smith, Western Carolina
2008	Chris Shehan, Georgia Southern
2009	Joey Bergman, College of Charleston
2010	Matt Leeds, College of Charleston
2011	Victor Roache, Georgia Southern
2012	Marty Gantt, College of Charleston
2013	Tyler White, Western Carolina

SoCon Pitcher of the Year

2002	Scooter Michael, UNCG
2003	Tom Mastny, Furman
2004	Ryan Johnson, College of Charleston
	Jonathan Ellis, The Citadel
2005	Chris Mason, UNCG
2006	Nick Chigges, College of Charleston
2007	Nick Chigges, College of Charleston
2008	Steven Hensley, Elon
2009	Wes Wrenn, The Citadel
2010	Asher Wojciechowski, The Citadel
2011	John Brebbia, Elon
2012	Ryan Arrowood, Appalachian State
2013	Austin Pritcher, The Citadel

SoCon Freshman of the Year

2002	Matt Lein, Wofford
2003	Trent Weathers, The Citadel
2004	Danny Valencia, UNCG
2005	Steven Strausbaugh, Western Carolina
2006	Steven Hensley, Elon
2007	Richard Jones, The Citadel
2008	Reese Wade, Furman
2009	Ross Heffley, Western Carolina
2010	Will Muzika, Furman
2011	Daniel Aldrich, College of Charleston
2012	Chase Griffin, Georgia Southern
2013	Benigno Marrero, UNCG

SoCon Coach of the Year

2002	Fred Jordan, The Citadel
2003	Tom Slater, VMI
2004	John Pawlowski, College of Charleston
2005	John Pawlowski, College of Charleston
2006	Mike Kennedy, Elon
2007	Todd Raleigh, Western Carolina
2008	Mike Kennedy, Elon
2009	Mike Kennedy, Elon
2010	Fred Jordan, The Citadel
2011	Mike Gaski, UNCG
2012	Chris Pollard, Appalachian State
2013	Bobby Moranda, Western Carolina

SoCon Championship MOP – Walt Nadzak Award

1984	Rusty Weaver, Appalachian State
1985	Mike Carson, Western Carolina
1986	David Hyatt, Western Carolina
1987	Clint Fairey, Western Carolina
1988	Keith LeClair, Western Carolina
1989	Paul Menhart, Western Carolina
1990	Billy Baker, The Citadel
1991	Brent Williams, Furman
1992	Joey Cox, Western Carolina
1993	Phillip Grundy, Western Carolina
1994	Jermaine Shuler, The Citadel
1995	Donald Morillo, The Citadel
1996	Mark Hamlin, Georgia Southern
1997	JP Burwell, Western Carolina
1998	Brian Rogers, The Citadel
1999	Rodney Hancock, The Citadel
2000	Matt Easterday, Georgia Southern
2001	Randy Corn, The Citadel
2002	Brett Lewis, Georgia Southern
2003	Brian Sigmund, Western Carolina
2004	Jonathan Ellis, The Citadel
2005	Nick Hollstegge, Furman
2006	Nick Chigges, Coll. of Charleston
	Jess Easterling, Coll. of Charleston
	Brandon Waring, Wofford
2007	Cory Harrilchak, Elon
2008	Kyle Blackburn, Georgia Southern
2009	Justin Mackert, The Citadel
2010	Chris Beck, Georgia Southern
2011	Josh Martin, Samford
2012	Joe Jackson, The Citadel
2013	

Academic All-Americans

(Current schools only)

1971	John Campbell, Furman (INF), 2nd
1971	Doug Pounder, The Citadel (P), 1st
1975	Richard Weiters, The Citadel (1B), 1st
1978	Al Diket, The Citadel (3B), 2nd
1980	Melvin Williamson, The Citadel (C), 3rd
1980	John Porter, Davidson (OF), 1st
1981	John Porter, Davidson (OF), 1st
1982	Marty Blair, The Citadel (2B), 1st
1983	Marty Blair, The Citadel (2B), 1st
1983	David Hill, Western Carolina (OF), 1st
1983	Greg Johnson, Western Carolina (C), 1st
1984	Jamie Harris, Appalachian St. (2B), 1st
1984	David Mills, The Citadel (P), 2nd
1984	Mike Lamore, VMI (C), 3rd
1985	Mike Lamore, VMI (C), 2nd
1986	Randy Sullivan, The Citadel (C), 1st
1986	David Hyatt, Western Carolina (1B), 3rd
1992	Rodney Hennon, Western Carolina (2B), 1st
1992	Rob Goecker, Furman (SS), 2nd
1992	Jack Kimel, Western Carolina (P), 2nd
1993	Rodney Hennon, Western Carolina (2B), 2nd
1998	Jody Pollock, Georgia Southern (2B), 3rd
1999	Brian Wiley, The Citadel (P), 2nd
2000	Wes Self, Davidson (P), 2nd
2000	Ben Brown, Davidson (IF), 2nd
2001	Wes Self, Davidson (P), 3rd
2002	Ryan Schade, Western Carolina (SS), 1st
2002	Randy Corn, The Citadel (P), 1st
2002	Tim Friend, Davidson (OF), 3rd
2003	Jon Stallsmith, Furman (P), 1st
2004	David Dufour, Wofford (DH), 1st
2004	Gary Morris, Elon (2B), 3rd
2006	Patrick Currin, UNCG (P), 2nd
2007	Chris Swauger, The Citadel (OF), 3rd
2008	Chris Swauger, The Citadel (OF), 2nd
2009	Chris McGuiness, The Citadel (INF), 1st
2009	Sonny Meade, The Citadel (OF), 1st
2009	David Towarnicky, Appalachian State (INF), 3rd
2010	David Towarnicky, Appalachian State (1B), 1st

ABCA All-Americans

(2nd and 3rd Team listed for current schools only)

1947	Joe Landrum, Clemson (P), 1st
1947	Charles Teague, Wake Forest (2B), 1st
1947	Gene Hooks, Wake Forest (3B), 1st
1948	Emmett Cheek, North Carolina (C), 1st
1948	Rip Ryan, North Carolina (SS), 1st
1949	Charles Teague, Wake Forest (2B), 1st
1949	Gene Hooks, Wake Forest (3B), 1st
1950	Charles Teague, Wake Forest (2B), 1st
1951	Dick Groat, Duke (SS), 1st
1952	William Werber, Duke (1B), 1st
1952	Dick Groat, Duke (SS), 1st
1963	Bobby Stewart, Richmond (OF), 1st
1964	Bill Marovic, West Virginia (OF), 1st
1975	Mike Ramsey, Appalachian St. (SS), 1st
1975	George Weicker, Davidson (DH), 1st
1977	Keith Ebersole, Western Carolina (1B), 3rd
1979	Randy Ingle, Appalachian St. (SS), 1st
1982	Kirk Bailey, Appalachian St. (P), 1st
1984	Pete Hardee, Appalachian St. (P), 3rd
1987	Bill Masse, Davidson (OF), 2nd
1987	Clint Fairey, Western Carolina (1B), 3rd
1988	Darron Healey, Appalachian St. (DH), 2nd
1990	Grant Brittain, Western Carolina (2B), 1st
1990	Anthony Jenkins, The Citadel (OF), 1st
1991	Kevin Bellomo, Western Carolina (OF), 2nd
1992	Todd Greene, Georgia Southern (OF), 1st
1993	Paul Thornton, Georgia Southern (P), 2nd
1993	Todd Greene, Georgia Southern (OF), 1st
1993	Phillip Grundy, Western Carolina (3B), 2nd
1994	Jason Beverlin, Western Carolina (P), 2nd
1995	Steve Wilson, Georgia Southern (C), 2nd
1997	Tod Lee, Georgia Southern (P), 2nd
2005	Chris Campbell, College of Charleston (2B), 1st
2005	Brett Gardner, College of Charleston (OF), 1st
2008	Chris Shehan, Georgia Southern (OF), 1st
2008	Ty Wright, Georgia Southern (DH), 2nd
2009	Chase Austin, Elon (SS), 3rd
2010	Mac Doyle, Wofford (DH), 2nd
2010	Asher Wojciechowski, The Citadel (RHP), 3rd

2011	Victor Roache, Georgia Southern (OF), 1st
2012	Daniel Kassouf, Appalachian State (DH), 1st
2012	Brandon Miller, Samford (OF), 3rd
2013	C.K. Irby, Samford (DH), 1st

ABCA All-Atlantic Region

(Current schools only)

1973	Mike Ramsey, Appalachian St. (SS), 1st
1973	Steve Ansbaugh, Appalachian St. (P), 2nd
1974	Mike Ramsey, Appalachian St. (SS), 1st
1974	Butch Dziadul, Appalachian St. (3B), 3rd
1975	Mike Ramsey, Appalachian St. (SS), 1st
1976	Randy Ingram, Appalachian St. (3B), 2nd
1977	Keith Ebersole, Western Carolina (1B), 1st
1977	Jerry Reed, Western Carolina (P), 2nd
1977	Wayne Tolleson, Western Carolina (SS), 2nd
1977	Ron Brower, Appalachian St. (1B), 3rd
1977	Chris Plemmons, Appalachian St. (2B), 3rd
1977	Randy Ingram, Appalachian St. (3B), 1st
1978	Wayne Tolleson, Western Carolina (SS), 1st
1978	Keith Ebersole, Western Carolina (1B), 2nd
1978	Joey Moffitt, Appalachian St. (OF), 2nd
1978	Chris Plemmons, Appalachian St. (2B), 2nd
1978	Randy Ingram, Appalachian St. (3B), 1st
1978	Ron Brower, Appalachian St. (1B), 2nd
1979	Randy Ingle, Appalachian St. (SS), 1st
1980	Willie Carpenter, Western Carolina (OF), 1st
1980	Joey Moffitt, Appalachian St. (OF), 2nd
1980	Mike Hobbs, Appalachian St. (OF), 3rd
1981	Tom Sams, Appalachian St. (2B), 2nd
1981	Robbie Peele, Appalachian St. (OF), 3rd
1982	Kirk Bailey, Appalachian St. (P), 1st
1983	Robbie Peele, Appalachian St. (OF), 3rd
1984	Pete Hardee, Appalachian St. (P), 1st
1984	Tony Welborn, Appalachian St. (OF), 3rd
1986	Eddy Halleman, Furman (OF), 1st
1986	Pat Riley, Western Carolina (C), 2nd
1986	Lenny Stratton, Appalachian St. (P), 1st
1987	Clint Fairey, Western Carolina (1B), 1st
1988	Darron Healey, Appalachian St. (DH), 1st
1989	Clint Fairey, Western Carolina (1B), 1st
1989	Garrett Hinshaw, Appalachian St. (OF), 1st
1990	Grant Brittain, Western Carolina (2B), 1st
1990	Ken Britt, The Citadel (P), 1st
1990	Anthony Jenkins, The Citadel (OF), 1st
1991	Kevin Bellomo, Western Carolina (OF), 1st
1991	Will Ertel, Furman (P), 1st
1991	Phillip Grundy, Western Carolina (3B), 2nd
1991	Matt Raleigh, Western Carolina (SS), 2nd
1992	Joey Cox, Western Carolina (OF), 1st
1992	Todd Greene, Georgia Southern (OF), 1st
1992	Matt Raleigh, Western Carolina (SS), 1st
1992	Dan Kyslinger, Western Carolina (P), 2nd
1992	Gettys Glaze, The Citadel (P), 1st
1993	Phillip Grundy, Western Carolina (3B), 1st
1993	Jason Beverlin, Western Carolina (P), 2nd
1993	Paul Thornton, Georgia Southern (P), 1st
1993	Todd Greene, Georgia Southern (OF), 1st
1994	Jason Beverlin, Western Carolina (P), 1st
1994	Mike Manning, Western Carolina (P), 2nd
1994	Mike Tidick, Western Carolina (OF), 2nd
1994	Matt Wilson, Georgia Southern (2B), 2nd
1995	Jody Henson, Western Carolina (OF), 1st
1995	Steve Wilson, Georgia Southern (C), 1st
1995	Donald Morillo, The Citadel (P), 1st
1995	Britt Reames, The Citadel (P), 1st
1995	Garrick Haltiwanger, The Citadel (OF), 1st
1996	Tod Lee, Georgia Southern (P), 1st
1996	Tommy Peterman, Georgia Southern (1B), 1st
1996	Julio Ayala, Georgia Southern (P), 2nd
1996	Alex Tolbert, Western Carolina (1B), 2nd
1996	Antoine Moran, Georgia Southern (OF), 2nd
1997	Tod Lee, Georgia Southern (P), 1st
1997	Alex Tolbert, Western Carolina (1B), 1st
1997	Ryan Butler, The Citadel (1B), 2nd
1997	Jeremy Bruce, Western Carolina (3B), 2nd
1997	J.P. Burwell, Western Carolina (C), 2nd
1997	Steve Walson, Georgia Southern (DH), 2nd
1998	Mike DeSimone, Davidson (DH), 2nd
1999	Jody Pollock, Georgia Southern (2B), 2nd

2004	Jared Greenwood, Western Carolina (1B), 1st
2004	Gary Morris, Elon (2B), 2nd
2005	James Payne, Georgia Southern (OF), 2nd
2005	Steven Strausbaugh, Western Carolina (OF), 2nd
2006	Robert Rodebaugh, Elon, 1st
2006	A.J. Davidiuk, Furman, 1st
2006	Steven Strausbaugh, Western Carolina, 1st
2006	Brandon Waring (3B), Wofford, 1st
2007	Kenny Smith, Western Carolina (2B), 2nd
2007	Rob Wilson, Davidson (DH), 2nd
2008	Chris Shehan, Georgia Southern (OF), 1st
2008	Ty Wright, Georgia Southern (DH/Utility), 1st
2008	Cory Harrilchak, Elon (OF), 2nd
2008	Steven Hensley, Elon (P), 2nd
2009	Richard Jones, The Citadel (C), 1st
2009	Chase Austin, Elon (SS), 1st
2009	Pat Irvine, Elon (OF), 1st
2009	Griffin Benedict, Georgia Southern (C), 2nd
2009	Isaac Harrow, Appalachian State (3B), 2nd
2009	Brent Greer, Western Carolina (SS), 2nd
2009	Chris Mederos, Georgia Southern (SP), 2nd
2009	Zach Quate, Appalachian State (RP), 2nd
2010	Mac Doyle, Wofford (DH), 1st
2010	Asher Wojciechowski, The Citadel (SP), 1st
2010	Kyle Blackburn, Georgia Southern (1B), 2nd
2010	Wes Hobson, Appalachian State (2B), 2nd
2010	Chris Patterson, Appalachian State (RP), 2nd
2011	Victor Roache, Georgia Southern (OF), 1st
2011	Ross Heffley, Western Carolina (2B), 2nd
2011	Matt Murray, Georgia Southern (RP), 2nd
2012	Daniel Kassouf, Appalachian State (DH), 1st
2012	Ross Heffley, Western Carolina (2B), 2nd
2012	Eric Phillips, Georgia Southern (3B), 2nd
2012	Will Callaway, Appalachian State (SS), 2nd
2012	Tyler Tewell, Appalachian State (OF), 2nd
2012	Ryan Arrowood, Appalachian State (SP), 2nd
2013	Ryan Kinsella, Elon (1B), 1st
2013	Joe Jackson, The Citadel (C), 2nd
2013	Hector Crespo, Appalachian State (2B), 2nd
2013	Tyler White, Western Carolina (3B), 2nd
2013	Aaron Attaway, Western Carolina (SS), 2nd
2013	Christian Wolfe, UNCG (OF), 2nd

ABCA All-South Region

(Current schools only)

2012	Josh Martin, Samford (SP), 1st
2012	Brandon Miller, Samford (OF), 1st
2013	C.K. Irby, Samford (DH), 1st
2013	Christiaan Durdaller, Samford (OF), 1st

ABCA Atlantic Region Coach of the Year

(Current schools only)

1987	Jack Leggett, Western Carolina
------	--------------------------------

NCBWA District IV Player of the Year

(Current schools only)

2012	Daniel Kassouf, Appalachian State (DH)
------	--

Baseball America All-Americans

(Current schools only)

1983	Mike Cherry, The Citadel (P), 1st
1984	Pete Hardee, Appalachian St. (P), 3rd
1988	Darron Healey, Appalachian St. (DH), 2nd
1993	Todd Greene, Georgia Southern (OF), 3rd
1994	Jason Beverlin, Western Carolina (P), 2nd
1996	Julio Ayala, Georgia Southern (P), 3rd
2007	Brandon Waring, Wofford (3B), 2nd
2008	Chris Shehan, Georgia Southern (OF), 1st
2010	Asher Wojciechowski, The Citadel (SP), 3rd
2011	Victor Roache, Georgia Southern (OF), 1st
2012	Brandon Miller, Samford (OF), 2nd
2013	Ryan Kinsella, Elon (1B), 2nd
2013	Phillip Ervin, Samford (OF), 2nd
2013	C.K. Irby, Samford (UT), 3rd

Baseball America Freshman All-Americans

(Current schools only)

1994	Tommy Peterman, Georgia Southern (DH), 1st
1996	David Noyce, Furman (P), 2nd
1997	Rodney Hancock, The Citadel (UT/P), 2nd

2000 Ryan Gordon, UNCG (UT), 2nd
 2005 Steven Strausbaugh, Western Carolina (OF), 1st
 2009 Ross Heffley, Western Carolina (2B), 2nd
 2011 Phillip Ervin, Samford (OF), 2nd
 2012 Chase Griffin, Georgia Southern (C), 2nd

Collegiate Baseball/Louisville Slugger All-America (Current schools only)

1975 Mike Ramsey, Appalachian St. (SS), 1st
 1984 Pete Hardee, Appalachian St. (P), 3rd
 1992 Matt Raleigh, Western Carolina (SS), 2nd
 1992 Todd Greene, Georgia Southern (OF), 3rd
 1993 Paul Thornton, Georgia Southern (P), 1st
 1993 Todd Greene, Georgia Southern (OF), 2nd
 1994 Jason Beverlin, Western Carolina (P), 3rd
 1995 William Rushing, Georgia Southern (P), 3rd
 1996 Tod Lee, Georgia Southern (P), 2nd
 1996 Tommy Peterman, Georgia Southern (1B), 3rd
 1997 Tod Lee, Georgia Southern (P), 2nd
 1999 Brian Wiley, The Citadel (P), 3rd
 1999 Chris Moore, Western Carolina (SS), 3rd
 1999 Rodney Hancock, The Citadel (UT), 3rd
 2000 Matt Easterday, Georgia Southern (2B), 1st
 2000 Philip Hartig, The Citadel (1B), 2nd
 2001 Randy Corn, The Citadel (P), 2nd
 2001 Philip Hartig, The Citadel (1B), 3rd
 2002 Scooter Michael, UNCG (P), 3rd
 2002 Randy Corn, The Citadel (P), 3rd
 2003 Ryan Gordon, UNCG (DH), 1st
 2003 Tom Mastny, Furman (P), 3rd
 2004 Chip Cannon, The Citadel (1B), 3rd
 2005 Jay Heafner, Davidson (3B), 3rd
 2007 Brandon Waring, Wofford (3B), 1st
 2007 Kenny Smith, Western Carolina (2B), 2nd
 2007 David Rubinstein, Appalachian State (OF), 3rd
 2008 Steven Hensley, Elon (P), 3rd
 2009 Richard Jones, The Citadel (C), 2nd
 2010 Asher Wojciechowski, The Citadel (SP), 2nd
 2011 Victor Roache, Georgia Southern (OF), 1st
 2011 Ross Heffley, Western Carolina (2B), 1st
 2012 Brandon Miller, Samford (OF), 2nd
 2012 Josh Martin, Samford (SP), 3rd
 2013 Joe Jackson, The Citadel (C), 3rd
 2013 Ryan Kinsella, Elon (1B), 3rd
 2013 Tyler White, Western Carolina (3B), 3rd
 2013 Christian Wolfe, UNCG (OF), 3rd

Collegiate Baseball/Louisville Slugger Freshman Player of The Year

2011 Daniel Aldrich, College of Charleston (OF)

Collegiate Baseball/Louisville Slugger Freshman All-America

1995 Tod Lee, Georgia Southern (P)
 1996 David Noyce, Furman (P)
 1996 Chris Moore, Western Carolina (3B)
 1996 Steve Walson, Georgia Southern (DH), HM
 1997 Rodney Hancock, The Citadel (OF)
 1997 Jody Jenkins, East Tennessee St. (C), HM
 1998 Philip Hartig, The Citadel (1B)
 1998 Ted Toler, UNCG (P), HM
 1998 Stephen Crater, Appalachian St. (C), HM
 1999 Brett Lewis, Georgia Southern (P)
 2000 Ryan Gordon, UNCG (UT)
 2001 Scooter Michael, UNCG (P), HM
 2001 Derek Norman, Furman (3B), HM
 2001 Jasha Balcom, College of Charleston (OF), HM
 2001 Wes Self, Davidson (P)
 2002 Matt Lein, Wofford (3B)
 2002 Brett Anderson, College of Charleston (OF), HM
 2002 Michael Giroud, East Tennessee St. (3B), HM
 2003 John Carroll, Georgia Southern (P)
 2003 Chris Mason, UNCG (P)
 2003 Kelly Sweppenhiser, VMI (3B)
 2004 Nick Chiggies, College of Charleston (RHP)
 2004 Chris Campbell, College of Charleston (2B)
 2005 Danny Meszaros, College of Charleston (RP)
 2005 Steven Strausbaugh, Western Carolina (OF)
 2006 Steven Hensley, Elon (SP)
 2006 J.D. Melton, Wofford (RP)

2006 Matt Miller, Georgia Southern (OF)
 2007 Russ Tomlinson, College of Charleston (SP)
 2007 Richard Jones, The Citadel (C/DH)
 2007 Michael Gilmartin, Wofford (2B)
 2008 Thomas Girdwood, Elon (RP)
 2008 Jake Williams, Wofford (OF)
 2008 Reese Wade, Furman (OF)
 2009 David Peterson, College of Charleston (SP)
 2009 Ross Heffley, Western Carolina (OF)
 2010 Lex Rutledge, Samford (RP)
 2010 Will Muzika, Furman (2B)
 2010 Andrew Barna, Davidson (3B)
 2011 C.K. Irby, Samford (RP)
 2011 Sebastian Gomez, Elon (2B)
 2011 Daniel Aldrich, College of Charleston (OF)
 2011 Forrest Brandt, Davidson (OF)
 2011 Phillip Ervin, Samford (OF)
 2012 Jamie Nunn, Appalachian State (SP)
 2012 Elliott Warford, Furman (RP)
 2012 Chase Griffin, Georgia Southern (C)
 2012 Jacob Hoyle, Western Carolina (DH)
 2013 Jaylin Davis, Appalachian State (OF)
 2013 Skylar Hunter, The Citadel (RP)

Collegiate Baseball/Louisville Slugger Player of the Week

1996 Tommy Peterman, Georgia Southern (1B), 4/15
 1997 Gus Quattlebaum, Davidson (OF), 2/17
 1997 Michael Holder, Georgia Southern (C), 3/3
 1997 Curt Beerman, The Citadel (OF), 3/25
 1999 Rodney Hancock, The Citadel (P), 5/17
 1999 Rodney Hancock, The Citadel (P), 5/24
 2001 Wes Self, Davidson (P), 2/18
 2002 T.A. Fulmer, The Citadel (P), 4/2
 2002 Lee Curtis, College of Charleston (3B), 5/13
 2005 Chris Mason, UNCG (P), 3/28
 2006 Blake Murphy, Western Carolina (C), 3/27
 2006 Jonathan Greene, Western Carolina (3B), 5/22
 2007 Brandon Waring, Wofford (3B), 2/19
 2007 Blake Murphy, Western Carolina (C), 5/14
 2007 Brandon Waring, Wofford (3B), 5/28
 2008 Chris Shehan, Georgia Southern (OF), 3/17
 2008 Michael Harrington, College of Charleston (1B), 5/12
 2008 Jeremie Tice, College of Charleston (3B), 5/19
 2009 Drew Gadaire, Davidson (OF), 4/15
 2009 Dallas Tarleton, Elon (C), 4/29
 2010 Jimmy Reyes, Elon (SP), 3/29
 2011 Victor Roache, Georgia Southern (OF), 4/4
 2011 Victor Roache, Georgia Southern (OF), 4/18
 2012 Chris Beck, Georgia Southern (SP), 4/2
 2012 Henry Sisson, Davidson (SP), 4/16
 2012 Saxon Butler, Samford (1B), 4/30
 2013 Jeremy Null, Western Carolina (SP), 2/18
 2013 Tyler Griffin, The Citadel (OF), 2/25
 2013 Brandon Murray, Col. of Charleston (OF), 4/15
 2013 Jeremy Null, Western Carolina (SP), 4/22

NCBWA All-America Team

1993 Todd Greene, Georgia Southern (OF), 1st
 1994 Jason Beverlin, Western Carolina (P), 2nd
 1994 Kevin Hallman, Georgia Southern (3B), 3rd
 1995 William Rushing, Georgia Southern (P), 3rd
 1995 Steve Wilson, Georgia Southern (C), 3rd
 1995 Donald Morril, The Citadel (P), HM
 1995 Chris Pollard, Davidson (P), HM
 1996 Tommy Peterman, Georgia Southern (1B), 1st
 1996 Julio Ayala, Georgia Southern (P), 3rd
 1996 Tod Lee, Georgia Southern (P), HM
 1996 Steve Wilson, Georgia Southern (C), HM
 1997 Tod Lee, Georgia Southern (P), 2nd
 2002 Randy Corn, The Citadel (P), 2nd
 2002 Lee Curtis, College of Charleston (3B), 3rd
 2002 Scooter Michael, UNCG (P), 3rd
 2003 Tom Mastny, Furman (P), 2nd
 2003 Lee Curtis, College of Charleston (2B), 3rd
 2004 Byron Barber, College of Charleston (OF), 2nd
 2004 Caleb Moore, East Tennessee St. (C), 3rd
 2005 Chris Campbell, College of Charleston (2B), 2nd
 2005 Caleb Moore, East Tennessee St. (C), 2nd
 2006 Nick Chiggies, College of Charleston (SP), 2nd

2007 Nick Chiggies, College of Charleston (SP), 3rd
 2008 Chris Shehan, Georgia Southern (OF), 1st
 2008 Jeremie Tice, College of Charleston (3B), 2nd
 2009 Brandon Sizemore, College of Charleston (2B), 3rd
 2010 Asher Wojciechowski, The Citadel (SP), 2nd
 2011 Ross Heffley, Western Carolina (2B), 1st
 2011 Matt Leeds, College of Charleston (3B), 1st
 2011 Victor Roache, Georgia Southern (OF), 1st
 2011 Daniel Aldrich, College of Charleston (OF), 1st
 2012 Daniel Kassouf, Appalachian State (DH), 1st
 2012 Brandon Miller, Samford (OF), 2nd
 2013 Christian Wolfe, UNCG (OF), 2nd
 2013 Joe Jackson, The Citadel (C), 3rd
 2013 Ryan Kinsella, Elon (1B), 3rd
 2013 Tyler White, Western Carolina (3B), 3rd

NCBWA Freshman Player of the Year

2011 Daniel Aldrich, College of Charleston (OF), 1st

NCBWA Freshman All-America Team

2008 Jake Williams, Wofford (OF), 2nd
 2008 Thomas Girdwood, Elon (RP), 2nd
 2011 Daniel Aldrich, College of Charleston (OF), 1st
 2011 Phillip Ervin, Samford (OF), 2nd
 2012 Chase Griffin, Georgia Southern (C), 1st
 2013 Carl Wise, College of Charleston (IF), 2nd

NCBWA National Player of the Week

2002 Ryan Schade, Western Carolina (SS), 2/19
 2002 Matt Hamer, The Citadel (P), 3/12
 2003 Matt Lauderdale, College of Charleston (C), 4/15
 2005 Grant Rembert, Elon (OF), 2/8
 2006 Chris Swauger, The Citadel (OF), 2/21
 2006 Trey McDaniel, Western Carolina (1B), 3/28
 2006 Case Cassidy, Furman (1B), 4/25
 2008 Ty Wright, Georgia Southern (OF), 4/29
 2008 Jeremie Tice, College of Charleston (3B), 5/20
 2011 Saxon Butler, Samford (1B), 3/21
 2011 Victor Roache, Georgia Southern (OF), 4/5
 2012 Ryan Arrowood, Appalachian State (SP), 2/28
 2012 Alex Swim, Elon (C), 4/3
 2012 Henry Sisson, Davidson (SP), 4/17
 2013 C.K. Irby, Samford (DH), 3/26

USA Today/Baseball Weekly All-America Team

2000 Chris Morris, The Citadel (OF), 1st

College Baseball Insider.Com All-America Team

2003 Tom Mastny, Furman (P), 1st
 2003 Lee Curtis, College of Charleston (2B), 2nd
 2004 Jonathan Ellis (P), Citadel, 2nd
 2004 Byron Barber, College of Charleston (OF), HM
 2004 Brett Gardner, College of Charleston (OF), HM
 2004 Ryan Johnson, College of Charleston (P), HM

USA Today/Baseball Weekly Freshman All-America Team

2000 Ryan Gordon, UNCG (UT), 2nd

Sporting News Coach of the Year

1990 Chal Port, The Citadel

NCAA All-College World Series (Current schools only)

1990 Anthony Jenkins, The Citadel (OF)
 1990 Jason Rychlik, The Citadel (OF)

NCAA Regional MVP (Current schools only)

1990 Atlantic Regional
 Anthony Jenkins, The Citadel (OF)
 2006 Lexington Regional
 Alex Garabedian, College of Charleston (C)

College Home Run Derby Champion

2011 Daniel Aldrich, College of Charleston, R-Fr., OF

.400 CLUB

.477, Randy Ingle (APP), 1979
 .474, Bill White (CIT), 1982
 .462, Darron Healey (APP), 1988
 .455, Caleb Moore (ETSU), 2004
 .452, Joey Bergman (COFC), 2009
 .450, Joey Moffitt (APP), 1978
 .448, George Weicker (DAV), 1975
 .448, Jay Heafner (DAV), 2005
 .447, Brett Gardner (COFC), 2005
 .446, Greg Weddle (VMI), 1986
 .440, Matt Easterday (GSU), 2000
 .438, Chris Shehan (GSU), 2008
 .436, Greg Hill (MAR), 1983
 .435, Kevin Bellomo (WCU), 1991
 .432, Jimmy Powell (FUR), 1941
 .432, Buzzy West (DAV), 1955
 .430, Billy Masse (DAV), 1985
 .430, Eddy Halleman (FUR), 1986
 .429, Gordon Slade (DAV), 1968
 .429, Tim Jones (CIT), 1985
 .428, Chip Cook (MAR), 1985
 .428, Grant Brittain (WCU), 1990
 .427, Randy Ingram (APP), 1978
 .427, Jason Nixon (MAR), 1989
 .426, Paul Popovich (WVU), 1960
 .426, Benny Bienkowski (FUR), 1962
 .426, Scott Vaughn (APP), 1990
 .425, Lee Glaze (CIT), 1986
 .425, Clint Fairey (WCU), 1986

.425, Chris Behne (APP), 2000
 .424, Phil Hubbard (VMI), 1982
 .424, Alex Tolbert (WCU), 1996
 .423, Keith Ebersole (WCU), 1977
 .423, Robbie Peele (APP), 1981
 .423, Keith LeClair (WCU), 1988
 .423, Brett Spivey (COFC), 2002
 .422, Sam Pickens (FUR), 1962
 .422, Allen Griffin (DAV), 1982
 .422, Isaac Harrow (APP), 2009
 .421, Christian Wolfe (UNCG), 2013
 .420, Mike Knox (CIT), 1982
 .420, Bill Swails (CIT), 1989
 .420, Brent Greer (WCU), 2009
 .419, Billy Morris (DAV), 1956
 .419, Phil Chewning (FUR), 1960
 .419, Steve Meredith (ETSU), 1988
 .419, Ross Heffley (WCU), 2011
 .418, Richard Wieters (CIT), 1976
 .418, Tony Martin (ETSU), 1983
 .417, Allen Griffin (DAV), 1981
 .416, Kim Arey (APP), 1981
 .416, Ryan Gordon (UNCG), 2003
 .415, Scott Musgrave (APP), 1996
 .415, D.J. Wabick (COFC), 2005
 .414, Terry Smith (FUR), 1982
 .414, Griffin Benedict (GSU), 2009
 .413, Buster Holland (CIT), 1969
 .413, Matt Raleigh (WCU), 1991

.412, Byron Barber (COFC), 2004
 .410, Alan Lewis (DAV), 1986
 .410, Byron Barber (COFC), 2004
 .410, Cory Harrilchak (Elon), 2008
 .409, Robbie Morrison (MAR), 1986
 .409, Lee Curtis (COFC), 2002
 .407, Freddie Hailey (WCU), 1986
 .407, James Payne (GSU), 2005
 .406, Charles Thomas (WCU), 1999
 .406, Lee Curtis (COFC), 2002
 .405, Greg Johnson (WCU), 1983
 .405, Clint Fairey (WCU), 1987
 .404, Bill Marovic (WVU), 1964
 .404, Wes Hobson (APP), 2010
 .403, Dave Turgeon (DAV), 1987
 .403, Anthony Jenkins (CIT), 1990
 .402, Kip Hagwood (CIT), 1980
 .402, Pat Irvine (Elon), 2009
 .401, Willando Ficklin (GSU), 1992
 .401, Jody Henson (WCU), 1995
 .401, Jeremy Bruce (WCU), 1997
 .401, Brandon Waring (WOF), 2007
 .401, Reese Wade (FUR), 2008
 .400, Tom Sams (APP), 1981
 .400, Mel Kinsey (WCU), 1981
 .400, Greg Dowling (GSU), 2005
 .400, Chance Smith (CIT), 2005

INDIVIDUAL SEASON BATTING

Games Played

70, David Hyatt (WCU), 1985
 67, Will Coker (CIT), 2004
 67, Chris Ard (CIT), 2004
 67, Chip Cannon (CIT), 2004
 66, Jon Aughey (CIT), 2004
 66, Garrick Haltiwanger (CIT), 1994
 66, David Beckley (CIT), 1994
 66, Jermaine Shuler (CIT), 1994
 66, Josh Stackley (CIT), 2004
 65, David Greene (CIT), 2010
 65, Kyle Jordan (CIT), 2010
 65, William Ladd (CIT), 2010
 65, Justin Mackert (CIT), 2010

At-Bats

274, Jemel Spearman (GSU), 2002
 274, Josh Stackley (CIT), 2004
 273, Brett Gardner (COFC), 2005
 273, Michael Burruss (GSU), 2011
 272, Mason Davis (CIT), 2013
 272, Chris Walker (GSU), 2002
 271, Alex Swim (Elon), 2013
 270, Cole Rakar (COFC), 2010
 269, Chris Campbell (COFC), 2005
 269, Nick Liles (WCU), 2008

Runs Scored

88, Joey Bergman (COFC), 2009
 85, Brett Gardner (COFC), 2005
 84, Oliver Marmol (COFC), 2007
 84, Chris Shehan (GSU), 2008
 83, Eric Johnson (WCU), 1999
 82, Jeremy Bruce (WCU), 1997
 81, Chris Morris (CIT), 2000
 80, Jeremie Tice (COFC), 2008
 79, Chris Walker (GSU), 2002
 79, Cory Harrilchak (Elon), 2009

Hits

122, Brett Gardner (COFC), 2005
 108, D.J. Wabick (COFC), 2005
 107, Matt Easterday (GSU), 2000
 107, Byron Barber (COFC), 2004
 104, Sonny Meade (CIT), 2009
 102, Chris Campbell (COFC), 2005
 102, Chris Campbell (COFC), 2007
 102, Brent Greer (WCU), 2009
 102, Cole Rakar (COFC), 2010
 101, Keith LeClair (WCU), 1988
 101, Kevin Bellomo (WCU), 1991

Doubles

31, Caleb Moore (ETSU), 2004
 30, David Rubinstein (APP), 2007
 27, D.J. Wabick (COFC), 2005
 27, Tyler White (WCU), 2013
 26, Dustin Langley (GSU), 2000
 26, Rod Goldston (WCU), 2003
 26, Lee Curtis (COFC), 2003
 26, Cole Rakar (COFC), 2010
 26, Saxon Butler (SAM), 2011
 25, Tyson Whitley (GSU), 1995
 25, Alex Tolbert (WCU), 1996
 25, Aaron Haigler (CIT), 1998
 25, Andy Baxter (ETSU), 2001
 25, Joey Bergman (COFC), 2009

Triples

11, Lee Curtis (COFC), 2003
 10, Dave Cardwell (ETSU), 1979
 10, Mike Johnson (UTC), 1981
 10, Marcos Velazquez (ETSU), 1982
 10, Chris Swauger (CIT), 2006
 9, Lee Curtis (COFC), 2002
 9, Brett Gardner (COFC), 2004
 8, Don Herman (GWU), 1959
 8, Bryan Snyder (ETSU), 1981
 8, Chris Campbell (COFC), 2007
 8, Chris Dove (Elon), 2007

Home Runs

30, Victor Roache (GSU), 2011
27, Brandon Waring (WOF), 2007
26, Tommy Peterman (GSU), 1996
26, Steve Harris (WCU), 1999
26, Michael Harrington (COFC), 2008
25, Clint Fairey (WCU), 1988
25, Matt Raleigh (WCU), 1992
25, Jeremie Tice (COFC), 2008
23, Chase Austin (Elon), 2009
23, Brandon Miller (SAM), 2012

Grand Slams

3, John Piepenbrink (MAR), 1990
3, Todd Buchanan (WCU), 2003
3, Dominic Franchini (FUR), 2003
3, A.J. Wirnsberger (GSU), 2008
3, Isaac Harrow (APP), 2008
3, Victor Roache (GSU), 2011
3, Saxon Butler (SAM), 2011
2, Tim Waters (DAV), 1986
2, Mikio Aoki (DAV), 1988
2, George Halter (DAV), 1988
2, Rick Green (CIT), 1990
2, Tim Kerns (DAV), 1993
2, Jeff Coker (DAV), 1997
2, Chip Cannon (CIT), 2004
2, Alex Entrekina (DAV), 2005
2, Eric Sturkie (WOF), 2006
2, Pat Irvine (Elon), 2007
2, Chris McGuinness (CIT), 2008
2, Chris Alessandria (APP), 2009
2, Joash Brodin (COFC), 2009
2, Mike Mellilo (Elon), 2009
2, Ty Wright (GSU), 2009
2, Victor Roache (GSU), 2010
2, Lloyd Enzor (UNCG), 2010
2, Phillip Ervin (SAM), 2012
2, Chris Ohmstede (FUR), 2013
2, Tyler White (WCU), 2013

Runs Batted In

88, Matt Leeds (COFC), 2010
87, Chris Campbell (COFC), 2005
86, Philip Hartig (CIT), 2000
84, Chris Moore (WCU), 1999
84, Scott Henley (GSU), 2001
84, Kenny Smith (WCU), 2007
84, Victor Roache (GSU), 2011
83, Jody Pollock (GSU), 1999
83, Jeremie Tice (COFC), 2008
82, Tommy Peterman (GSU), 1996
82, Chris Campbell (COFC), 2007
82, Michael Harrington (COFC), 2008
82, Brandon Sizemore (COFC), 2008
82, Bennett Davis (ELON), 2008

Total Bases

192, Jeremie Tice (COFC), 2008
189, Brandon Waring (WOF), 2007
189, Kenny Smith (WCU), 2007
187, Tommy Peterman (GSU), 1996
187, Matt Easterday (GSU), 2000
187, Chris Shehan (GSU), 2008
179, Keith LeClair (WCU), 1988
179, Victor Roache (GSU), 2011
178, Chase Austin (Elon), 2009
175, Philip Hartig (CIT), 2000
175, Chris Campbell (COFC), 2007

Slugging Percentage

.897, Mike Nipper (ETSU), 1983
.851, Brandon Waring (WOF), 2007
.838, Jeremie Tice (COFC), 2008
.835, Chris Shehan (GSU), 2008
.810, George Weicker (DAV), 1975
.804, Pete Camelo (APP), 1982
.789, Pat Irvine (Elon), 2009
.786, Dave Turgeon (DAV), 1987
.781, Ty Wright (GSU), 2008
.778, Joey Bergman (COFC), 2009
.778, Victor Roache (GSU), 2011

Stolen Bases

84, Chris Morris (CIT), 2000
52, Chris Morris (CIT), 1999
50, Antoine Moran (GSU), 1996
49, Terrence Smalls (CIT), 1998
48, Chris Walker (GSU), 2002
46, Tim Jones (CIT), 1985
46, Eric Johnson (WCU), 1999
46, Billy Colome (COFC), 1999
43, Shawn Payne (GSU), 2010
41, Chris Walker (GSU), 2001

Strikeouts

74, Justin Hilt (Elon), 2009
70, Chad Hayes (UNCG), 2001
70, Brad Felder (CIT), 2010
69, Hugh Eden (DAV), 2008
67, Jason Randall (CIT), 2001
66, Brandon Waring (WOF), 2005
65, Kyle Jordan (CIT), 2008
65, Michael Seay (WOF), 2008
65, Lloyd Enzor (UNCG), 2010
64, Brooks McFarland (GSU), 1994
64, Matt Mansilla (COFC), 2009
64, Greg Blake (COFC), 2010

Walks

71, Chip Cannon (CIT), 2004
65, Chris McGuinness (CIT), 2009
63, Dan McDonnell (CIT), 1992
62, Dan McDonnell (CIT), 1990
62, Chris Moore (WCU), 1998
61, Ricky Orton (UNCG), 2008
61, Rob Kral (CofC), 2011
59, Matt Raleigh (WCU), 1992
59, Sy Jones (GSU), 1995
59, Alex Tolbert (WCU), 1997

Hit by Pitch

32, Gary Morris (Elon), 2005
29, Graham Maiden (COFC), 2007
26, Byron Barber (COFC), 2004
26, Chris Barker (UNCG), 2010
25, Cameron Dullnig (WCU), 2010
24, James Payne (GSU), 2003
24, Byron Barber (COFC), 2004
24, Griffin Benedict (GSU), 2009
22, Oliver Marmol (COFC), 2007
22, Jonathan Greene (WCU), 2007
22, Bennett Davis (Elon), 2008
22, Matt Leeds (COFC), 2010
22, Neal Pritchard (Elon), 2010

Sacrifice Bunts

21, Brett Gardner (COFC), 2004
20, Ben Morgan (GSU), 2011
18, Bobby Martin (UNCG), 2011
18, Alec Paradowski (WOF), 2013
17, Brett Gardner (COFC), 2005
16, Adam Weaver (Elon), 2007
16, Brad Moss (SAM), 2011
15, Will Coker (CIT), 2004
15, Jess Easterling (COFC), 2004
15, Andrew Greene (FUR), 2005
15, Oliver Marmol (COFC), 2006
15, Eric Brindle (UNCG), 2011
15, Brad Moss (SAM), 2012

Sacrifice Flies

12, Tim Carrier (UNCG), 2008
11, Chris Campbell (COFC), 2006
10, Kirk Strebin (UNCG), 2003
9, Will Callaway (APP), 2013
9, Tavy Smalls (CIT), 2000
9, Chris Campbell (COFC), 2007
8, Tommy Peterman (GSU), 1996
8, Jess Easterling (COFC), 2004
8, Chris Price (Elon), 2006
8, Ryan Addison (Elon), 2006
8, Gregory Zage (DAV), 2006
8, Jordy Snyder (Elon), 2007
8, Ryan Adams (Elon), 2010
8, Stephen Notaro (WCU), 2011
8, Trevor Edwards (UNCG), 2013

Hitting Streaks

29, Billy Colome (COFC), 1999
29, Mason Meredith (SAM), 2009
28, Garrick Haltiwanger (CIT), 1995-96
28, Matt Easterday (GSU), 2000
27, Phil King (FUR), 1964-65
27, Scott Lyman (WCU), 1992-93
27, Chris Ard (CIT), 2003
27, A.J. Davidiuk (FUR), 2004-05
27, Rand Smith (APP), 2009
27, Will Callway (APP), 2013

200-HIT CLUB

360, Philip Hartig (CIT), 1998-01	257, Josh Stackley (CIT), 2002-05	224, Garrick Haltiwanger (CIT), 1994-96
355, Chris Campbell (COFC), 2004-07	257, James Foster (WOF), 2009-12	224, Richard Jones (CIT), 2007-09
355, Sonny Meade (CIT), 2006-09	256, Will Muzika (FUR), 2010-13	223, Danny Rueckel (FUR), 1999-02
354, Ross Heffley (WCU), 2009-12	254, Chris Shehan (GSU), 2006-08	223, Chip Cannon (CIT), 2001-04
339, Eric Phillips (GSU), 2009-12	251, Tyson Whitley (GSU), 1994-97	222, Steven Strasbaugh (WCU), 2005-07
336, Barrett Shaft (WCU), 2005-08	250, Jay Heafner (DAV), 2003-06	221, Andrew Greene (FUR), 2004-06
326, Scott Henley (GSU), 1998-01	249, James Payne (GSU), 2002-05	220, Chase Austin (Elon), 2007-09
322, Nick Orvin (CIT), 2009-12	249, Chris Price (Elon), 2003-06	219, Dan Martz (FUR), 1995-98
318, Wes Hobson (APP), 2007-10	248, Anthony Jenkins (CIT), 1987-90	219, J.R. Revere (GSU), 1999-02
314, Chris Swauger (CIT), 2005-08	247, Keith LeClair (WCU), 1985-88	219, David Towarnicky (APP), 2007-10
312, Greg Dowling (GSU), 2003-06	246, Kevin Bellomo (WCU), 1988-91	218, Louie Napoleon (VMI), 1993-96
311, Chris Moore (WCU), 1996-99	246, Alex Tolbert (WCU), 1994-97	218, Gettys Glaze (CIT), 1989-92
310, Bryan Altman (CIT), 2007-10	245, Jim Morrill (FUR), 1995-98	218, Alex Entreklin (DAV), 2003-06
302, Matt Raleigh (WCU), 1989-92	245, Chris Davis (WCU), 2002-05	217, Greg Feltes (UNCG), 2005-08
297, Brett Gardner (COFC), 2002-05	244, Brett Anderson (COFC), 2002-05	216, Matt Herring (GSU), 2000-02
296, Chris Ard (CIT), 2002-05	244, Dom Franchini (FUR), 2001-04	216, Brent Greer (WCU), 2007-09
296, Alex Swim (Elon), 2010-13	244, Todd Buchanan (WCU), 2000-03	215, Drew Davis (Elon), 2004-07
295, Terrence Smalls (CIT), 1995-98	244, Matt Johns (WCU), 2008-11	215, David Rubinstein (APP), 2006-08
291, Bo Betchman (CIT), 1994-97	244, Drew Gadaire (DAV), 2009-12	214, Brad Edwards (DAV), 1994-97
289, Phillip Coker (COFC), 2003-06	243, Lee Glaze (CIT), 1983-86	214, Michael Burruss (GSU), 2010-12
288, Derek Norman (FUR), 2001-04	242, Ryan Butler (CIT), 1994-97	214, Andrew Barna (DAV), 2010-13
287, Tyler White (WCU), 2010-13	242, Will Miller (FUR), 2009-12	213, Tom Sams (APP), 1980-83
286, Freddie Hailey (WCU), 1984-87	241, Caleb Moore (ETSU), 2002-05	213, Clint Hill (FUR), 2000-03
285, Alan Beck (WCU), 2000-03	239, Chris Behne (APP), 1997-00	213, Eli Benefield (DAV), 2002-05
284, Clint Fairey (WCU), 1986-89	239, Kyle Behrendt (WOF), 2007-10	212, San Navarro (DAV), 2002-05
283, Hector Crespo (APP), 2010-13	238, Blake Murphy (WCU), 2005-08	212, Justin Mackert (CIT), 2009-12
277, A.J. Wirnsberger (GSU), 2007-10	237, Tavy Smalls (CIT), 1997-00	212, Tyler Zupcic (APP), 2010-12
275, Griffin Benedict (GSU), 2006-09	235, Jody Wade (FUR), 1996-99	211, Trevor Edwards (UNCG), 2009, 2011-13
272, Tim Frend (DAV), 1999-02	234, Ben Brown (DAV), 1997-00	210, Will Shellman (APP), 1991-94
271, Todd Roper (WCU), 2001-04	234, Brian Pierce (GSU), 2006-09	210, Kyle Jordan (CIT), 2007-10
270, Mike Tidick (WCU), 1991-94	232, Tony Martin (ETSU), 1980-83	209, Wes Timmons (APP), 1999-01
266, Jon Aughey (CIT), 2002-05	232, Curt Beerman (CIT), 1994-97	209, Rand Smith (APP), 2006-09
265, Mac Doyle (WOF), 2009-12	232, Will Owens (FUR), 2009-12	208, Jonathan Greene (WCU), 2005-07
264, Skip Nelloms (WCU), 1985-88	231, Corey Overholtzer (UNCG), 2007-10	207, Zach Brown (CIT), 2004-07
264, Brett Spivey (COFC), 2000-03	230, Strat Stavrou (WOF), 1999-02	207, Mike Melillo (Elon), 2007-10
264, A.J. Davidiuk (FUR), 2003-06	230, Phillip Ervin (SAM), 2011-13	206, David Groseclose (VMI), 1992-95
264, Nick Liles (WCU), 2007-09	230, Aaron Attaway (WCU), 2011-13	206, Brendan Gilligan (GSU), 2000-03
263, Mike Carson (WCU), 1984-87	229, Tommy Green (APP), 1984-88	205, James Bright (FUR), 1997-00
262, Martin Barrow (WCU), 1995-98	229, Ryan Presnell (FUR), 1999-02	204, Shayne Byrne (ETSU), 2003-05
262, Ryan Gordon (UNCG), 2000-04	229, Neal Pritchard (Elon), 2008-11	204, Danny Weiss (DAV), 2008-11
261, Rod Goldston (WCU), 2000-03	228, Scott Waugh (APP), 1988-91	203, Ronnie Shore (DAV), 2003-06
260, Shane Kirkley (WOF), 2005-08	228, Chris Valdes (FUR), 1998-01	203, Marcus Rose (FUR), 2005-08
260, Isaac Harrow (APP), 2006-09	227, Dave Turgeon (DAV), 1984-87	203, Joe Jackson (CIT), 2011-13
259, Cole Rakar (CoFC), 2008-11	226, Case Cassidy (FUR), 2003-06	202, David Griffin (CIT), 1999-02
258, Chris Catanzaro (VMI), 1998-01	226, Joey Bergman (CoFC), 2007-10	201, Reese Wade (FUR), 2008-11
258, Matt Matulia (CIT), 2003-06	226, Konstantine Diamaduros (WOF), 2009-12	200, Brett Anderson (COFC), 2002-05
257, David Beckley (CIT), 1993-96	225, Aaron Haigler (CIT), 1996-99	200, Jeremy Dowdy (APP), 2009-12

INDIVIDUAL CAREER BATTING

Games Played

242, Matt Raleigh (WCU), 1989-92
 240, Chris Campbell (CoFC), 2004-07
 239, Philip Hartig (CIT), 1998-01
 239, Alex Swim (Elon), 2010-13
 238, Terrence Smalls (CIT), 1995-98
 238, Bryan Altman (CIT), 2007-10
 237, Chris Swauger (CIT), 2005-08
 236, David Beckley (CIT), 1993-96
 236, Bo Betchman (CIT), 1994-97
 236, Matt Matulia (CIT), 2003-06
 236, Nick Orvin (CIT), 2009-12

At-Bats

1005, Nick Orvin (CIT), 2009-12
 999, Chris Campbell (CoFC), 2004-07
 983, Philip Hartig (CIT), 1998-01
 974, Alex Swim (Elon), 2010-13
 969, Bryan Altman (CIT), 2007-10
 963, Sonny Meade (CIT), 2006-09
 934, Chris Swauger (CIT), 2005-08
 933, Ross Heffley (WCU), 2009-12
 928, Barrett Shaft (WCU), 2005-08
 927, Eric Phillips (GSU), 2009-12

Runs Scored


251, Matt Raleigh (WCU), 1989-92
 240, Chris Moore (WCU), 1996-99
 229, Philip Hartig (CIT), 1998-01
 223, Wes Hobson (APP), 2007-10
 222, Terrence Smalls (CIT), 1995-98
 217, Nick Orvin (CIT), 2009-12
 216, Freddie Hailey (WCU), 1984-87
 216, Alan Beck (WCU), 2000-03
 214, Brett Gardner (CoFC), 2002-05
 211, Chris Swauger (CIT), 2005-08

Doubles

79, Chris Campbell (CoFC), 2004-07
 78, Wes Hobson (APP), 2007-10
 75, Philip Hartig (CIT), 1998-01
 71, Chris Catanzaro (VMI), 1998-01
 71, Chris Swauger (CIT), 2005-08
 70, Rod Goldston (WCU), 2000-03
 70, Sonny Meade (CIT), 2006-09
 68, Chris Moore (WCU), 1996-99
 65, Isaac Harrow (APP), 2006-09
 64, Bryan Altman (CIT), 2007-10
 64, Tyler White (WCU), 2010-13

Triples

20, Lee Curtis (CoFC), 2002-03
 19, Tony Martin (ETSU), 1980-83
 18, Corey Overholtzer (UNCG), 2007-10
 17, Konstantine Diamaduros (WOF), 2009-12
 16, Ryan Gordon (UNCG), 2000-04
 16, Brett Gardner (CoFC), 2002-05
 16, Chris Swauger (CIT), 2005-08
 15, Martin Barrow (WCU), 1995-98
 15, Mac Doyle (WOF), 2009-12
 14, Anthony Jenkins (CIT), 1987-90
 14, Louie Napoleon (VMI), 1993-96
 14, Jody Wade (FUR), 1996-99
 14, Philip Hartig (CIT), 1998-01
 14, Chris Dove (Elon), 2007-08



The Citadel's Philip Hartig (1998-2001) finished his career as the SoCon's all-time hits leader with 360.

Home Runs

68, Matt Raleigh (WCU), 1989-92
64, Philip Hartig (CIT), 1998-01
61, Clint Fahey (WCU), 1986-89
51, Mike Nipper (ETSU), 1981-83
51, Tommy Peterman (GSU), 1994-96
51, Alex Tolbert (WCU), 1994-97
50, Chris Moore (WCU), 1996-99
50, Scott Henley (GSU), 1998-01
50, Shane Kirkley (WOF), 2005-08
48, A.J. Wirsberger (GSU), 2007-10

Grand Slams

5, Todd Buchanan (WCU), 2000-03
5, Victor Roache (GSU), 2010-11
3, Billy Masse (DAV), 1985-87
3, Tim Frend (DAV), 1999-02
3, Dominic Franchini (FUR), 2001-04
3, Chip Cannon (CIT), 2001-04
3, A.J. Wirsberger (GSU), 2007-10
3, Saxon Butler (SAM), 2011-12

Total Bases

655, Philip Hartig (CIT), 1998-01
580, Matt Raleigh (WCU), 1989-92
566, Chris Campbell (CofC), 2004-07
545, Chris Moore (WCU), 1996-99
539, Scott Henley (GSU), 1998-01
532, Ross Heffley (WCU), 2009-12
531, Chris Swauger (CIT), 2005-08
504, Wes Hobson (APP), 2007-10
490, A.J. Wirsberger (GSU), 2007-10
488, Alan Beck (WCU), 2000-03
487, Sonny Meade (CIT), 2006-09

Runs Batted In

290, Philip Hartig (CIT), 1998-01
290, Chris Campbell (CofC), 2004-07
254, Chris Moore (WCU), 1996-99
239, Matt Raleigh (WCU), 1989-92
236, Scott Henley (GSU), 1998-01
222, Alan Beck (WCU), 2000-03
222, Ross Heffley (WCU), 2009-12
218, A.J. Wirsberger (GSU), 2007-10
212, Skip Nelloms (WCU), 1985-88
207, Sonny Meade (CIT), 2006-09

Batting Average (minimum 250 AB)

.433, Bill White (CIT), 1980-82
.404, Randy Ingle (APP), 1977-79
.404, Lee Curtis (CofC), 2002-03
.403, Keith Ebersole (WCU), 1977-78
.390, Robie Peele (APP), 1981-83
.388, Greg Hill (MAR), 1980-83
.388, Clint Fahey (WCU), 1986-89
.388, Joey Bergman (CofC), 2007-10
.383, Billy Masse (DAV), 1985-87
.383, Byron Barber (CofC), 2004-05

Slugging Percentage

.742, Lee Curtis (CofC), 2002-03
.726, Todd Greene (GSU), 1992-93
.710, Billy Masse (DAV), 1985-87
.693, Matt Raleigh (WCU), 1989-92
.690, Tony Welborn (APP), 1983-86
.682, Brandon Waring (WOF), 2005-07
.680, Ed Dubiel (APP), 1986-87
.667, Philip Hartig (CIT), 1998-01
.665, Matt Leeds (CofC), 2008, 10-11
.664, Donovan Minero (WCU), 2001-02

Stolen Bases

147, Chris Morris (CIT), 1998-00
115, Terrence Smalls (CIT), 1995-98
106, Antoine Moran (GSU), 1994-97
103, David Beckley (CIT), 1993-96
103, Chris Walker (GSU), 1999-02
101, Hector, Crespo (APP), 2010-13
100, David Groseclose (VMI), 1992-95
99, Dan McDonnell (CIT), 1989-92
96, Jody Wade (FUR), 1996-99
96, Brett Gardner (CofC), 2002-05

Strikeouts

246, Kyle Jordan (CIT), 2007-10
214, Jason Randall (CIT), 2000-03
208, Andrew Barna (DAV), 2010-13
195, Jon Aughey (CIT), 2002-05
193, David Beckley (CIT), 1993-96
190, Mac Doyle (WOF), 2009-12
186, Brett Anderson (CofC), 2002-05
185, Jeremiah Parvin (DAV), 1998-01
183, Matt Johns (WCU), 2008-11
180, Jesse Martin (UNCG), 1999-02

Bases on Balls

185, Dan McDonnell (CIT), 1989-92
174, Bo Betchman (CIT), 1994-97
156, Chip Cannon (CIT), 2001-04
149, Sy Jones (GSU), 1993-96
144, Chris Moore (WCU), 1996-99
144, Blake Murphy (WCU), 2005-08
142, Alan Beck (WCU), 2000-03
140, Chris Swauger (CIT), 2005-08
138, Brendan Gilligan (GSU), 2000-03
137, Franco Martin (VMI), 1994-97

Hit by Pitch

62, J.R. Revere (GSU), 1999-02
56, James Payne (GSU), 2002-05
54, Oliver Marmol (CofC), 2005-07
53, Griffin Benedict (GSU), 2006-09
52, Neal Pritchard (Elon), 2008-11
51, Daryl Byrd (CIT), 1999-01
51, Brett Anderson (CofC), 2002-05
50, Carlos Love (GSU), 2000-03
49, Keith Munns (WOF), 2005-08
48, A.J. Wirsberger (GSU), 2007-10

Sacrifice Hits

53, Brett Gardner (CofC), 2002-05
50, Brad Moss (SAM), 2009-12
44, Kyle Jordan (CIT), 2007-10
38, Jess Easterling (CofC), 2004-06
38, Andrew Greene (FUR), 2003-06
38, Oliver Marmol (CofC), 2005-07
37, Ben Morgan (GSU), 2011-13
36, Brian Pierce (GSU), 2006-09
34, Phillip Coker (CofC), 2003-06
30, Adam Weaver (Elon), 2005-07
30, Sean Snell (UNCG), 2005-08

Sacrifice Flies

28, Chris Campbell (CofC), 2004-07
22, Sonny Meade (CIT), 2006-09
21, Brandon Burns (GSU), 2001-04
20, Chris Price (Elon), 2004-06
19, Alex Swim (Elon), 2010-13
17, Isaac Harrow (APP), 2006-09
17, Ray Quinones (UNCG), 2008-11
17, Neal Pritchard (Elon), 2008-11
17, Eric Phillips (GSU), 2009-12
17, Konstantine Diamaduros (WOF), 2009-12
17, Trevor Edwards (UNCG), 2009, 2011-13
17, Will Callway (APP), 2011-13

INDIVIDUAL SEASON PITCHING

10-WIN CLUB

15, Julio Ayala (GSU), 1996
 12, Mike Cherry (CIT), 1983
 12, Pete Hardee (APP), 1984
 12, Scott Gay (WCU), 1985
 12, Will Ertel (FUR), 1991
 12, Jason Beverlin (WCU), 1993
 12, Matt Baber (ETSU), 1999
 12, David Ray (GSU), 2000
 12, Scooter Michael (UNCG), 2002
 12, Ryan Johnson (COFC), 2004
 12, Jonathan Ellis (CIT), 2004
 12, Asher Wojciechowski (CIT), 2010
 12, Josh Martin (SAM), 2012
 11, Moe Bauer (WF), 1950
 11, Joe Graves (ETSU), 1981
 11, Greg Wilcox (DAV), 1988
 11, Jack Kimel (WCU), 1990
 11, Phillip Grundy (WCU), 1991
 11, Jason Beverlin (WCU), 1994
 11, William Rushing (GSU), 1995
 11, Chris Pollard (DAV), 1995
 11, Mark DiFelice (WCU), 1998
 11, Ron Colvard (CIT), 2000
 11, Ian Ostlund (VMI), 2000
 11, Brett Lewis (GSU), 2002
 11, George Lehr (WOF), 2002
 11, Ryan Johnson (COFC), 2002
 11, Tom Mastny (FUR), 2003
 11, Jarrett Santos (UNCG), 2003
 11, Nick Chigges (COFC), 2006
 11, Nick Chigges (COFC), 2007
 11, Ben Austin (WOF), 2007
 11, Chris Mederos (GSU), 2009
 11, Ryan Arrowood (APP), 2012
 10, Jim Heise (WVU), 1955
 10, John Katona (FUR), 1971
 10, Doug Pounder (CIT), 1971
 10, Mickey Britt (ECU), 1976
 10, Jerry Reed (WCU), 1977
 10, Jeff Andrews (ETSU), 1981
 10, Scott Gay (WCU), 1984
 10, Keith Smith (WCU), 1986
 10, Ken Britt (CIT), 1990
 10, Jack Kimel (WCU), 1992
 10, Britt Reames (CIT), 1995
 10, Mark DiFelice (WCU), 1997
 10, Rodney Hancock (CIT), 1999
 10, Matt Baber (ETSU), 2000
 10, Derrick Hawk (WCU), 2003
 10, Jeremy Hall (ETSU), 2005
 10, Matt Chastain (Elon), 2006
 10, Patrick Curran (UNCG), 2006
 10, Everett Teaford (GSU), 2006
 10, Garrett Sherrill (APP), 2007
 10, Steven Hensley (Elon), 2008
 10, Jimmy Reyes (Elon), 2010
 10, Matt Pegler (CofC), 2012
 10, Charles Basford (SAM), 2012

100-STRIKEOUT CLUB

172, William Rushing (GSU), 1995
 159, Brian Wiley (CIT), 1998
 159, Brian Rogers (CIT), 1998
 155, Asher Wojciechowski (CIT), 2010
 154, Jason Beverlin (WCU), 1994
 150, Brian Wiley (CIT), 1999
 143, Julio Ayala (GSU), 1996
 135, Britt Reames (CIT), 1994
 135, Chris Mason (UNCG), 2005
 132, Mike Cherry (CIT), 1983
 131, Jonathan Ellis (CIT), 2004
 127, Dick Almes (CIT), 1959
 124, Clark Maxwell (GSU), 1995
 123, John Radosevich (WVU), 1964
 123, Britt Reames (CIT), 1995
 123, Rodney Hancock (CIT), 1999
 122, Brett Lewis (GSU), 1999
 122, Brett Lewis (GSU), 2002
 122, Everett Teaford (GSU), 2006
 120, John Radosevich (WVU), 1965
 120, Justin Hess (GSU), 2013
 119, Paul Chuma (WVU), 1959
 118, Scott Gay (WCU), 1985
 118, Dennis Dove (GSU), 2003
 118, Everett Teaford (GSU), 2005
 115, David Ray (GSU), 2000
 115, Chris Beck (GSU), 2012
 113, Smitty Holland (CIT), 1966
 113, William Rushing (GSU), 1994
 113, Ryan Gordon (UNCG), 2000
 113, Everett Teaford (GSU), 2004
 113, Chris Mederos (GSU), 2009
 112, Nick Chigges (COFC), 2007

111, Jim Heise (WVU), 1955
 111, David Ray (GSU), 2000
 110, Hank Bunnell (GWU), 1970
 110, Mark DiFelice (WCU), 1998
 109, John Katona (FUR), 1971
 109, Jeff Keppen (GSU), 1997
 109, Chris Beck (GSU), 2011
 109, Jeremy Null (WCU), 2013
 107, Reid Casey (ETSU), 2001
 107, Steven Hensley (Elon), 2007
 107, Brandon Yarusi (WOF), 2012
 106, Percy Sensabaugh (VMI), 1964
 106, Tim Barr (DAV), 1977
 106, Mike Cherry (CIT), 1982
 106, Jason Beverlin (WCU), 1993
 106, Jarrett Santos (UNCG), 2003
 106, Tom Mastny (FUR), 2003
 105, Jerry Meadows (WVU), 1967
 105, Hal Baird (ECU), 1971
 104, Gettys Glaze (CIT), 1992
 104, Ryan Cummings (GSU), 1997
 104, Matt Baber (ETSU), 2000
 103, Tom Masteny (FUR), 2003
 103, John Carroll (GSU), 2003
 102, Clark Maxwell (WCU), 1997
 102, Jared Burton (WCU), 2002
 102, Jesse Morris (WOF), 2013
 101, Clark Maxwell (WCU), 1996
 101, Taft Cable (UNCG), 2000
 101, Graham Godfrey (COFC), 2006
 101, Jimmy Reyes (Elon), 2009
 100, Matt Spade (MAR), 1994
 100, Nick Chigges (COFC), 2006

Appearances

48, Zach Sherrill (CIT), 2013
 42, Todd Lee (GSU), 1997
 41, Jarrett Santos (UNCG), 2003
 40, Mike Manning (WCU), 1994
 40, Ted Toler (UNCG), 2001
 40, David Rivera (CIT), 2013
 39, Randy Corn (CIT), 2002
 39, Mike Frongello (DAV), 2011
 38, Todd Lee (GSU), 1996
 38, Tom Martin (CIT), 1998
 38, Taft Cable (UNCG), 2000
 38, Patrick Curran (UNCG), 2006
 38, James White (UNCG), 2008

Starts

22, Julio Ayala (GSU), 1996
 20, William Rushing (GSU), 1995
 19, Matt Baber (ETSU), 2000
 19, Austin Redwine (WOF), 2007
 19, Chris Beck (GSU), 2011
 18, Clint Sauls (GSU), 1998
 18, Everett Hancock (UNCG), 2000
 18, Corey Ethridge (FUR), 2000
 18, Brett Lewis (GSU), 2000
 18, Everett Hancock (UNCG), 2001
 18, Tom Mastny (FUR), 2002
 18, Ryan Basner (WCU), 2003
 18, Jonathan Ellis (CIT), 2004
 18, Jeremy Hall (ETSU), 2005
 18, Austin Redwine (WOF), 2006
 18, Ben Austin (WOF), 2007

Losses

12, Ben Hager (APP), 2000
 11, Danny Clark (ETSU), 1990
 11, Duke Acors (VMI), 2002
 11, Nick Peterson (APP), 2003
 10, Richard Godsey (FUR), 1966
 10, Chris Johnson (ETSU), 1985
 10, Heath Doyle (ETSU), 1998
 10, Kyle Hadden (WOF), 2000
 10, George Lehr (WOF), 2000
 10, Phil Hendrix (VMI), 2002
 10, Kyle Shiplett (APP), 2002
 10, Jarrod Rampey (WOF), 2003
 10, Jonathan Reeder (APP), 2005
 10, Rob Wilson (DAV), 2007
 10, Warren Slack (UNCG), 2010

Earned Run Average (min. 30 IP)

0.45, Denny Taylor (WVU), 1968
 0.56, Ron Hastings (ECU), 1970
 0.60, Mike Sullivan (MAR), 1980
 0.65, Vaughn Kovach (WVU), 1966
 0.67, Percy Sensabaugh (VMI), 1964
 0.69, Roger Hatcher (UR), 1973
 0.83, Terry Deavers (FUR), 1969
 0.85, Marshall Dellinger (ECU), 1967
 0.85, Dan Kyslinger (WCU), 1992
 0.87, Richardson (W&M), 1971

100-INNING CLUB

160.0, William Rushing (GSU), 1995
 152.0, Julio Ayala (GSU), 1996
 136.1, Jonathan Ellis (CIT), 2004
 133.2, Matt Baber (ETSU), 2000
 132.1, Will Ertel (FUR), 1991
 126.1, Brett Lewis (GSU), 2002
 125.2, Asher Wojciechowski (CIT), 2010
 125.0, Ryan Basner (WCU), 2003
 124.1, Jason Beverlin (WCU), 1994
 124.0, Tom Mastny (FUR), 2003
 123.1, Clark Maxwell (WCU), 1995
 122.0, Clint Sauls (GSU), 1998
 120.1, Everett Teaford (GSU), 2006
 119.2, David Pember (WCU), 1999
 119.2, Everett Teaford (GSU), 2005
 119.1, Brett Lewis (GSU), 1999
 119.0, Brian Rogers (CIT), 1998
 118.2, Chris Mason (UNCG), 2005
 117.1, Reid Casey (ETSU), 2001
 116.2, Brett Lewis (GSU), 2000
 116.0, Kyle Hadden (WOF), 2000
 115.2, Nick Chiggies (COFC), 2006
 115.0, Chris Pollard (DAV), 1995
 115.0, Clint Sauls (GSU), 1997
 113.2, Jeff Keppen (GSU), 1995
 113.2, Brett Lewis (GSU), 2001
 113.1, Tim Barr (DAV), 1977
 113.1, Scott Gay (WCU), 1985
 113.1, Eric Talbert (CIT), 2001
 112.0, Josh Lairsey (GSU), 2005
 111.2, John Carroll (GSU), 2004
 111.2, Jeremy Hall (ETSU), 2005

110.2, Reid Casey (ETSU), 2002
 110.1, Phillip Grundy (WCU), 1992
 110.1, George Lehr (WOF), 2000
 110.0, Rodney Hancock (CIT), 1999
 110.0, Tom Mastny (FUR), 2002
 110.0, Josh Martin (SAM), 2012
 109.2, Tim Roth (GSU), 1994
 109.2, Austin Redwine (WOF), 2007
 109.0, Billy Baker (CIT), 1990
 109.0, William Rushing (GSU), 1994
 108.1, Everett Teaford (GSU), 2004
 107.2, Ben Austin (WOF), 2007
 107.1, Nick Chiggies (COFC), 2007
 106.2, Jim Heise (WVU), 1955
 106.2, Drew Saberhagen (WCU), 2007
 106.1, Jay Metzger (UNCG), 2002
 106.1, George Lehr (WOF), 2002
 106.0, Charles Basford (SAM), 2012
 105.2, Matt Chastain (Elon), 2006
 105.1, Jason Beverlin (WCU), 1993
 104.2, Wes Wrenn (CIT), 2007
 104.1, Jim Carragher (GSU), 1993
 104.1, Britt Reames (CIT), 1994
 104.1, Jeremy Hall (ETSU), 2004
 104.1, Dustin Evans (GSU), 2005
 104.1, Ryan Falcon (UNCG), 2007
 104.1, Matt Talley (CIT), 2010
 104.0, Brad Josey (WCU), 2003
 104.0, Kyle Webb (Elon), 2013
 103.2, Mickey Britt (ECU), 1976
 103.2, Kirk Burnett (FUR), 1985
 103.2, Chris Beck (GSU), 2012

103.0, Toby David (FUR), 2001
 103.0, Jared Burton (WCU), 2002
 103.0, Chris Beck (GSU), 2011
 102.2, Clark Maxwell (WCU), 1997
 102.2, Charlie Wentzky (COFC), 2000
 102.1, Hank Bunnell (GWU), 1970
 102.0, Ryan Cummings (GSU), 1996
 102.0, George Lehr (WOF), 2001
 102.0, Wes Wrenn (CIT), 2009
 102.0, Jake Brown (GSU), 2010
 101.2, Rex Havens (ETSU), 1991
 101.2, Ian Parry (FUR), 2010
 101.1, Jack Kimel (WCU), 1990
 101.1, Tate Osterman (WOF), 2001
 101.1, Reid Price (COFC), 2004
 101.0, Jarrett Santos (UNCG), 2003
 101.0, Brian Akin (DAV), 2004
 101.0, Brad Josey (WCU), 2004
 100.2, Clint Fair (GSU), 1993
 100.2, Matt Spade (MAR), 1994
 100.2, Scooter Michael (UNCG), 2003
 100.2, Ryan Edell (COFC), 2005
 100.2, Steven Hensley (Elon), 2007
 100.2, Seth Grant (APP), 2012
 100.0, Scooter Michael (UNCG), 2003
 100.1, Phillip Grundy (WCU), 1991
 100.1, Ryan Johnson (COFC), 2002
 100.1, Everett Hancock (UNCG), 2000
 100.1, Nate Smith (FUR), 2013
 100.0, Ken Eggleton (CIT), 2004

Complete Games

11, Howard Bryan (DAV), 1966
 11, Rick Pipan (DAV), 1971
 11, Will Ertel (FUR), 1991
 11, Chris Pollard (DAV), 1995
 11, Matt Baber (ETSU), 1999
 10, Blair Thomas (VMI), 1951
 10, John Katona (FUR), 1970
 10, John Katona (FUR), 1971
 10, Joel Tew (DAV), 1975
 10, Tim Barr (DAV), 1977
 10, Jonathan Coulombe (DAV), 1997

Walks

81, Kyle Hadden (WOF), 2000
 71, Brian Chapman (APP), 2002
 69, Ray Yeoman (CIT), 1972
 69, Kirk Burnett (FUR), 1985
 66, William Rushing (GSU), 1995
 65, Scott Weaver (DAV), 1985
 65, Jamie Furr (CIT), 1988
 65, George Lehr (WOF), 2000
 64, Tim Purcell (DAV), 1978
 64, Travis Trammell (WOF), 2000

Shutouts

9, Donald Marillo (CIT), 1992-95
 5, Gettys Glaze (CIT), 1992
 4, Frank Griffith (UR), 1962
 4, Dick Balderson (UR), 1967
 4, Jim Raynor (ECU), 1967
 4, Ron Hastings (ECU), 1969
 4, Mike Pendleton (CIT), 1978
 4, Frank Galloway (CIT), 1979
 4, Jeff Andrews (ETSU), 1980
 4, Jeff Montgomery (MAR), 1981

Saves

17, Paul Thornton (GSU), 1993
 17, Thomas Girdwood (Elon), 2009
 16, Nathan Hyatt (APP), 2012
 15, Brett Harker (COFC), 2005
 15, Josh McLaughlin (COFC), 2006
 15, Link Saunders (CIT), 2006
 15, Andrew Jones (SAM), 2011
 14, Mike Manning (WCU), 1994
 14, Preston Hatcher (WCU), 2013
 13, Donald Morillo (CIT), 1995
 13, Randy Corn (CIT), 2002
 13, Brett Harker (COFC), 2004
 13, Chris Patterson (APP), 2010
 13, Skylar Hunter (CIT), 2013

Strikeouts per 9 Innings

15.0, John Radosevich (WVU), 1963
 14.9, Tod Lee (GSU), 1996
 14.7, Paul Chuma (WVU), 1959
 14.2, Percy Sensabaugh (VMI), 1964
 14.1, Smitty Holland (CIT), 1966
 14.1, Buster Holland (CIT), 1966
 14.1, Brian Wiley (CIT), 1998
 14.0, John Radosevich (WVU), 1965
 13.8, Tod Lee (GSU), 1995
 13.8, Tod Lee (GSU), 1997

Hit Batters

27, Scott Musgrave (APP), 1995
 27, Travis Trammell (WOF), 2000
 23, George Lehr (WOF), 2000
 22, David Peterson (COFC), 2010
 20, Jamie McDonald (DAV), 2000
 19, Austin Redwine (WOF), 2007
 19, Mike Tavernier (WCU), 2009
 19, David Peterson (CofC), 2011
 17, Corey Ethridge (FUR), 2000
 17, Thomas Middour (DAV), 2009
 17, Josh Renfro (CofC), 2012
 17, Max Povse (UNCG), 2013



Georgia Southern's William Rushing struck out a conference-record 172 batters in 1995.

INDIVIDUAL CAREER PITCHING

20-WIN CLUB

36, Brett Lewis (GSU), 1999-02
 34, Mark DiFelice (WCU), 1995-98
 33, Jack Kimel (WCU), 1989-92
 32, Scotter Michael (UNCG), 2001-04
 31, Nick Chigges (CofC), 2004-07
 30, Mike Monte (CIT), 1984-87
 30, Clark Maxwell (WCU), 1994-97
 29, John Katona (FUR), 1969-72
 29, Mike Pendleton (CIT), 1978-81
 28, Tom Mastny (FUR), 2000-03
 28, Ryan Arrowood (APP), 2009-12
 27, Jason Beverlin (WCU), 1992-94
 27, Clint Sauls (GSU), 1995-98
 27, Ken Ferrer (Elon), 2008-11
 26, Jeff Andrews (ETSU), 1979-81
 26, Scott Gay (WCU), 1983-85
 26, Steve Condon (DAV), 1984-87
 26, Brian Wiley (CIT), 1996-99
 26, Everett Teaford (GSU), 2004-06
 26, Matt Andress (APP), 2007-10
 26, Matt Crim (CIT), 2006-09
 26, Wes Wrenn (CIT), 2006-09
 26, Nick Chigges (CofC), 2006-09
 25, John Radosevich (WVU), 1963-65
 25, Kevin Simmons (APP), 1983-86
 25, Ken Britt (CIT), 1989-92
 25, Brian Callahan (CIT), 1993-96
 24, Jim Heise (WVU), 1953-56
 24, Jeff Barkley (CIT), 1979-82
 24, Steve Basch (CIT), 1990-93
 24, Phillip Grundy (WCU), 1991-93
 24, Steven Hensley (Elon), 2006-08
 24, Christian Powell (CofC), 2010-12
 24, Josh Martin (SAM), 2009-12
 23, Mike Cherry (CIT), 1981-83
 23, George Lehr (WOF), 1999-02
 23, Ryan Johnson (CofC), 2002, 04
 23, Andy Moye (GSU), 2008-11
 22, Moe Bauer (WF), 1947-50
 22, Doug Pounder (CIT), 1968-71
 22, Alan Hurt (CIT), 1980-83
 22, Lenny Stratton (APP), 1985-87
 22, Brad Stowell (CIT), 1988-91
 22, Rodney Hancock (CIT), 1997-99
 22, Matt Baber (ETSU), 1999-00
 22, Dennis Dove (GSU), 2001-03
 22, Ryan Hodinka (FUR), 2003-06
 22, Austin Pritcher (CIT), 2010-13
 21, Jerry Meadows (WVU), 1965-67
 21, Pete Hardee (APP), 1982-84
 21, Lance Cole (Elon), 2003-06
 21, Justin Smith (CIT), 2004-07
 21, Jimmy Reyes (Elon), 2008-10
 21, Matt Talley (CIT), 2008-11
 21, David Peterson (CofC), 2009-12
 20, Dennis Hill (GWU), 1958-61
 20, Ken Hare (WCU), 1980-84
 20, Russ Warfield (APP), 1981-84
 20, Will Ertel (FUR), 1989-93
 20, Chris Pollard (DAV), 1993-96
 20, William Rushing (GSU), 1994-95
 20, Ryan Cummings (GSU), 1995-97
 20, Brian Bain (WCU), 1995-98
 20, Taft Cable (UNCG), 1999-01
 20, Reid Casey (ETSU), 1999-02
 20, Jarrett Santos (UNCG), 2003-04
 20, Dustin Evans (GSU), 2004-06
 20, Austin Redwine (WOF), 2004-07
 20, Tyler Sexton (WCU), 2006-08
 20, Asher Wojciechowski (CIT), 2007-10

Appearances

136, Mike Frongello (DAV), 2008-11
 135, Raymond Copenhaver (CIT), 2007-10
 130, Ted Toler (UNCG), 1998-01
 121, Ryan Foster (WCU), 2000-03
 118, Rob Purvis (FUR), 1999-02
 112, Tom Martin (CIT), 1995-98
 112, George Lehr (WOF), 1999-02
 109, Tod Lee (GSU), 1995-97
 109, Jason Cadenhead (GSU), 1999-03
 108, Matt Hamer (CIT), 2000-03

Starts

71, Brett Lewis (GSU), 1999-02
 60, Reid Casey (ETSU), 1999-02
 59, Wes Wrenn (CIT), 2006-09
 58, Corey Etheridge (FUR), 1999-02
 58, Tom Mastny (FUR), 2000-03
 57, Austin Redwine (WOF), 2004-07
 56, Scooter Michael (UNCG), 2001-04
 56, Matt Andress (APP), 2007-10
 56, Matt Crim (CIT), 2006-09
 55, Clint Sauls (GSU), 1995-98
 55, Ryan Falcon (UNCG), 2003-07

Innings Pitched

480.2, Brett Lewis (GSU), 1999-02
 410.2, Reid Casey (ETSU), 1999-02
 405.0, Tom Mastny (FUR), 2000-03
 391.1, Clint Sauls (GSU), 1995-98
 391.0, Wes Wrenn (CIT), 2006-09
 368.1, Scooter Michael (UNCG), 2001-04
 363.2, Clark Maxwell (WCU), 1994-97
 356.2, George Lehr (WOF), 1999-02
 354.2, Austin Redwine (WOF), 2004-07
 348.2, Jack Kimel (WCU), 1989-92

Losses

29, Reid Casey (ETSU), 1999-02
 27, Danny Clark (ETSU), 1989-92
 27, Wes Self (DAV), 1998-01
 26, Kirk Burnett (FUR), 1984-87
 26, George Lehr (WOF), 1999-02
 25, Jonathan Coulombe (DAV), 1994-97
 25, Jamie McDonald (DAV), 1997-00
 25, Corey Etheridge (FUR), 1999-02
 24, Charles Braswell, 1991-94
 24, Scott Clark (APP), 2003-05
 24, Austin Redwine (WOF), 2004-07
 24, Rob Wilson (DAV), 2004-07

Earned Run Average (min. 100 IP)

1.33, Dennis Burke (ECU), 1966-68
 1.37, Ray Yeoman (CIT), 1971-72
 1.58, Dick Balderson (UR), 1966-68
 1.58, Josh McLaughlin (CofC), 2005-06
 1.65, John Katona (FUR), 1969-72
 1.69, Tom Shafer (WVU), 1960-62
 1.70, Ron Hastings (ECU), 1968-71
 1.72, Steve Arrington (CIT), 1970-73
 1.73, Jerry Meadows (WVU), 1965-67
 1.77, Randy Corn (CIT), 1999-02

Complete Games

30, John Katona (FUR), 1969-72
 27, Dick Balderson (UR), 1966-68
 24, Mark Airaghi (VMI), 1980-83
 23, Jeff Barkley (CIT), 1979-82
 22, Mike Pendleton (CIT), 1978-81
 21, John Radosevich (WVU), 1963-65
 21, Kirk Burnett (FUR), 1984-87
 20, Doug Pounder (CIT), 1968-71
 20, Jeff Andrews (ETSU), 1979-81
 20, Steve Condon (DAV), 1984-87
 20, Matt Baber (ETSU), 1999-00

Strikeouts

431, Brian Wiley (CIT), 1996-99
 429, Brett Lewis (GSU), 1999-02
 374, Clark Maxwell (WCU), 1994-97
 353, Everett Teaford (GSU), 2004-06
 339, John Radosevich (WVU), 1963-65
 332, Nick Chigges (CofC), 2004-07
 323, Reid Casey (ETSU), 1999-02
 322, Brian Rogers (CIT), 1996-98
 308, Asher Wojciechowski (CIT), 2007-10
 306, Jason Beverlin (WCU), 1992-94

Bases on Balls

194, Brian Wiley (CIT), 1996-99
 194, Reid Casey (ETSU), 1999-02
 174, Brett Lewis (GSU), 1999-02
 172, George Lehr (WOF), 1999-02
 166, Kevin Simmons (APP), 1983-86
 164, Kirk Burnett (FUR), 1984-87
 163, Scott Weaver (DAV), 1983-86
 163, Jamie Furr (CIT), 1986-89
 155, Corey Etheridge (FUR), 1999-02
 153, Chris Bengel (CIT), 1984-87

Shutouts

9, Ron Hastings (ECU), 1968-71
 9, Donald Morillo (CIT), 1992-95
 7, Dick Balderson (UR), 1966-68
 7, John Katona (FUR), 1969-72
 7, Mike Pendleton (CIT), 1978-81
 7, Jeff Andrews (ETSU), 1979-81
 6, Dennis Burke (ECU), 1966-68
 6, Doug Pounder (CIT), 1968-71
 6, David Farmer (APP), 1976-78
 6, Frank Galloway (CIT), 1976-79
 6, Steve Basch (CIT), 1990-93
 6, Scooter Michael (UNCG), 2001-04

Saves

37, Thomas Girdwood (Elon), 2008-11
 29, Hank Kraft (CIT), 1989-92
 29, Tod Lee (GSU), 1995-97
 29, Brett Harker (CofC), 2003-05
 26, Donald Morillo (CIT), 1992-95
 26, Link Saunders (CIT), 2003, 2005-07
 25, Randy Corn (CIT), 1999-02
 25, Jay Heafner (DAV), 2003-06
 24, Preston Hatcher (WCU), 2010-13
 22, Tom Martin (CIT), 1995-98
 22, Ryan Foster (WCU), 2000-03

Strikeouts per 9 IP

14.2, Tod Lee (GSU), 1995-97
 14.1, John Radosevich (WVU), 1963-65
 12.6, Randy Corn (CIT), 1999-02
 12.08, Lex Rutledge (SAM), 2010-12
 10.83, Drew Mahaffey (CIT), 2008-11
 10.8, Tom Harrison (FUR), 1968-71
 10.63, Kyle Stewart (WCU), 2009-11
 10.6, Chris Patterson (APP), 2007-10
 10.53, Chris Masters (WCU), 2007-09
 10.22, Asher Wojciechowski (CIT), 2007-10

Relief Appearances

136, Mike Frongello (DAV), 2008-11
 135, Raymond Copenhaver (CIT), 2007-10
 129, Ted Toler (UNCG), 1998-01
 120, Ryan Foster (WCU), 2000-03
 118, Rob Purvis (FUR), 1999-02
 112, Tom Martin (CIT), 1995-98
 109, Tod Lee (GSU), 1995-97
 107, Jason Cadenhead (GSU), 1999-03
 103, Matt Hamer (CIT), 2000-03
 99, Stephen Gary (FUR), 2009-12

Hit Batters

56, George Lehr (WOF), 1999-02
 49, Reid Casey (ETSU), 1999-02
 49, Tom Mastny (FUR), 2000-03
 45, Andy Cater (DAV), 2002-05
 43, Austin Redwine (WOF), 2004-07
 42, Jamie McDonald (DAV), 1997-00
 40, Tate Osterman (WOF), 1999-02
 40, Kyle Webb (Elon), 2010-13
 39, Corey Etheridge (FUR), 1999-02
 39, Chris Pollard (DAV), 1993-96
 39, Tom Mastny (FUR), 1999-02

TEAM GAME BATTING

At Bats

78, WCU vs. Elon, 5-25-11 (20 inn.)
 76, WOF vs. Elon, 5-1-09 (18 inn.)
 70, FUR vs. WCU, 5-13-11 (16 inn.)
 68, Elon vs. WCU, 5-25-11 (20 inn.)
 68, SAM vs. Elon, 3-31-12 (18 inn.)
 64, GSU vs. Clemson, 4-21-96 (18 inn.)
 64, Elon vs. SAM, 3-31-12 (18 inn.)
 63, Elon vs. WOF, 5-1-09 (18 inn.)
 62, WCU at FUR, 4-25-09
 61, CofC vs. GSU, 4-3-09

Hits

32, CIT vs. DAV, 4-5-82
 30, MAR vs. Morehead State, 3-22-90
 30, WCU vs. FUR, 1993
 30, CofC vs. FUR, 3-30-09
 30, WCU vs. Eastern Kentucky, 4-8-09
 29, DAV vs. ETSU, 5-12-05
 29, APP vs. Elon, 5-1-08
 28, CofC vs. George Mason, 2-25-07
 28, CofC vs. George Mason, 2-23-08
 27, GSU vs. New Jersey Tech, 2-16-07
 27, CofC vs. FUR, 3-29-09

Hits, Inning

14, GSU vs. New Jersey Tech, 2-16-07
 12, WCU vs. FUR, 1991
 10, WOF vs. IPFW, 2-17-07
 10, WCU vs. Hartford, 3-16-08
 10, Elon vs. WOF, 5-21-08
 9, DAV vs. WCU, 3-28-86
 9, Elon vs. GSU, 5-22-08
 9, UNCG vs. N.C. Central, 4-1-13

Runs

35, MAR vs. Morehead State, 3-22-90
 34, GSU vs. New Jersey Tech, 2-16-07
 32, WCU vs. Hartford, 3-16-08
 31, CofC at DAV, 3-21-08
 30, CofC vs. Quinnipiac, 3-10-09
 29, WCU vs. MAR, 1992
 29, GSU vs. Florida A&M, 3-22-00
 29, Elon vs. APP, 5-20-05
 29, DAV vs. Mount St. Mary's, 2-28-10
 28, VMI vs. Coppin State, 4-2-02
 28, CofC vs. George Mason, 2-23-08

Runs, Inning

17, DAV vs. Mount St. Mary's, 2-28-10
 16, GSU vs. New Jersey Tech, 2-16-07
 15, Elon vs. WOF, 5-21-08
 14, FUR vs. WCU, 3-25-00
 14, DAV vs. Mount St. Mary's, 2-17-01
 13, WCU vs. VMI, 1988
 13, WCU vs. VMI, 1991
 13, CIT vs. WOF, 2-20-96
 13, Elon vs. APP, 5-20-05
 13, WCU vs. Hartford, 3-16-08
 13, CofC vs. FUR, 3-29-09

Doubles

11, APP vs. VMI, 4-14-85
 10, CofC vs. ETSU, 4-13-03
 10, GSU vs. New Jersey Tech, 2-16-07
 10, APP vs. N.C. A&T, 2-28-07
 10, CofC vs. Ball State, 3-9-11
 9, ETSU vs. APP, 4-3-99
 9, VMI vs. ETSU, 5-5-01
 9, ETSU vs. Central Michigan, 2-28-04
 9, GSU vs. APP, 5-7-05
 9, WCU vs. Wofford, 5-3-08
 9, Elon vs. UNCG, 4-2-10

Triples

6, CIT vs. Hunter, 4-18-75

Home Runs

14, GSU vs. Columbia, 3-15-08
 10, WCU vs. UNC Asheville, 1986
 9, MAR vs. Morehead State, 1990
 9, CofC vs. Furman, 3-29-09
 9, Elon vs. CofC, 4-11-09
 8, APP vs. DAV, 4-20-97
 8, Elon vs. High Point, 5-12-09
 7, WCU vs. WOF, 5-11-07
 7, WCU vs. WOF, 5-12-07
 7, WCU vs. Hartford, 3-16-08
 7, WOF vs. Presbyterian, 4-21-09

RBIs

34, MAR vs. Morehead State, 3-22-90
 31, GSU vs. New Jersey Tech, 2-16-07
 31, CofC at DAV, 3-21-08
 30, CofC vs. Quinnipiac, 3-10-09
 29, WCU vs. Hartford, 3-16-08
 27, GSU vs. APP, 5-7-05
 27, CofC vs. George Mason, 2-23-08
 27, CofC vs. FUR, 3-29-09
 26, UNCG vs. N.C. A&T, 4-23-03
 26, Elon vs. APP, 5-20-05
 26, Elon at WCU, 5-9-09
 26, CofC vs. Charleston Southern, 3-24-10

Total Bases

65, CofC vs. FUR, 3-29-09
 64, GSU vs. Columbia, 3-15-08
 52, CofC vs. George Mason, 2-23-08
 52, WCU vs. Hartford, 3-16-08
 52, Elon vs. CofC, 4-11-09
 49, DAV vs. UNC Asheville, 4-21-93
 48, CofC at DAV, 3-21-08
 47, ETSU vs. APP, 4-3-99
 47, CofC vs. Lipscomb, 3-4-05
 47, CofC vs. Georgia Mason, 2-25-07
 46, APP vs. Wake Forest, 3-18-08
 45, GSU vs. ETSU, 3-25-00
 45, CofC vs. Indiana State, 3-15-08
 45, APP vs. UNCG, 5-9-09

Walks

19, DAV vs. Cascade Mills, 3-19-49
 19, CIT vs. Butler, 3-15-95
 19, CIT vs. ETSU, 3-18-95
 18, GSU vs. Coppin State, 2-28-09
 18, UNCG vs. Albany, 2-27-10
 17, Elon vs. WOF, 5-1-09
 17, WOF vs. North Carolina A&T, 3-18-09
 17, GSU vs. Charleston Southern, 5-17-11
 16, APP vs. Morris Brown, 3-19-78
 16, DAV vs. Yale, 3-11-97
 16, GSU vs. Georgia State, 4-14-99

Walks, Inning

9, CIT vs. Salisbury State, 3-31-87
 9, GSU vs. Charleston Southern, 5-17-11

Strikeouts

25, WOF at Elon, 5-1-09
 23, UTC vs. Vanderbilt, 4-21-70
 21, APP vs. CIT, 4-12-97
 21, DAV vs. GSU, 3-2-03
 20, FUR vs. CIT, 5-19-99
 20, Elon vs. WCU, 5-25-11
 19, WCU at DAV, 5-14-09
 19, CofC vs. GSU, 3-30-12
 19, Elon vs. UNCW, 4-25-12
 19, CofC vs. Coastal Carolina, 4-10-13
 18, APP at Clemson, 3-6-88
 18, WOF vs. South Carolina, 3-20-02
 18, CIT vs. South Carolina, 2-19-03
 18, DAV vs. Elon, 3-30-07
 18, CofC vs. WCU, 3-27-10

Sacrifice Hits

6, CofC vs. GSU, 5-9-04
 6, UNCG vs. Penn State, 2-26-12
 5, CIT vs. VMI, 4-28-84
 5, ETSU vs. APP, 4-22-00
 5, UNCG vs. DAV, 5-24-02
 5, CofC vs. ETSU, 4-13-03
 5, GSU vs. CIT, 5-5-03
 5, CofC vs. Virginia, 2-6-06
 5, Elon vs. WOF, 5-3-09
 5, GSU vs. Charleston Southern, 5-4-11
 5, Wofford vs. Marshall, 3-2-13
 5, Wofford vs. Furman, 4-14-13

Sacrifice Flies

8, CIT vs. Coppin State, 2-19-05
 6, CofC vs. Quinnipiac, 3-10-09
 5, ETSU vs. VMI, 5-5-01
 5, CIT vs. VMI, 4-28-94
 4, GSU vs. WOF, 5-19-06
 4, GSU vs. WOF, 5-20-06
 4, VMI vs. CIT, 4-28-94
 4, CIT vs. DAV, 4-21-07

TEAM GAME BATTING (CONT.)

Stolen Bases

13, UNCG vs. N.C. A&T, 3-31-99
11, CIT vs. Western Michigan, 2-26-00
11, UNCG vs. N.C. A&T, 4-12-00
11, FUR vs. Gardner-Webb, 5-2-12
10, CofC vs. UNC Asheville, 2-19-00
10, CofC vs. Detroit, 3-6-01
10, GSU vs. Buffalo, 3-6-05

Hit by Pitch

10, WOF vs. Iona, 2-19-11
9, WCU vs. Hartford, 3-16-08
8, VMI vs. WOF, 4-4-99
8, DAV vs. Albany, 3-8-00
8, CofC vs. Howard, 2-9-02
8, CofC vs. Hofstra, 2-16-04
8, GSU vs. APP, 5-7-05
8, DAV vs. Mount St. Mary's, 2-28-10
7, CIT vs. CofC, 3-29-03
7, Elon vs. UNC Wilmington, 4-19-05
7, GSU vs. Elon, 5-24-09
7, WOF at South Carolina, 3-11-09
7, SAM at CofC, 3-12-10
7, CofC at WCU, 3-26-10
7, CofC at FUR, 4-11-10

Hit by Pitch, Inning

5, DAV vs. Mount St. Mary's, 2-28-10
4, VMI vs. WOF, 4-4-99
4, GSU vs. APP, 5-7-05

Hit by Pitch, both teams

11, WOF (10) vs. Iona (10), 2-19-11
10, CofC (3) at FUR (7), 4-11-10
9, VMI (8) vs. WOF (1), 4-4-99
9, WCU vs. DAV, 4-30-00
9, Elon (2) vs. UNC Wilmington (7), 4-19-05
9, WCU (9) vs. Hartford (0), 3-16-08
8, DAV (8) vs. Albany (0), 3-8-00
8, GSU (8) vs. APP (0), 5-7-05
8, CofC (7) vs. SAM (1), 3-12-10
8, WCU (7) vs. CofC (1), 3-26-10

Left on Base

23, Elon vs. WOF, 5-1-09
21, CIT vs. Butler, 3-11-06
21, CIT vs. ETSU, 2-10-07
21, CIT vs. Virginia Tech, 2-23-07
21, SAM vs. Elon, 3-31-12
20, CIT vs. UNCG, 5-4-01
20, CofC vs. UNC Wilmington, 2-22-11
20, WCU vs. Elon, 5-25-11
18, WCU vs. CIT, 4-5-02
18, Elon vs. APP, 2-28-04
18, APP vs. Elon, 5-1-08
18, GSU vs. CofC, 4-3-09
18, GSU vs. DAV, 5-20-09
18, WCU vs. Eastern Kentucky, 4-8-09
18, WOF vs. North Carolina A&T, 3-18-09
18, GSU vs. Charleston Southern, 4-9-13

Plate Appearances

90, WCU vs. Elon, 5-25-11 (20 inn.)
88, Elon vs. WOF, 5-1-09 (18 inn.)
82, WOF vs. Elon, 5-1-09 (18 inn.)
80, Elon vs. WCU, 5-25-11 (20 inn.)
78, GSU vs. Clemson, 4-21-96 (18 inn.)
78, FUR vs. WCU, 5-13-11 (16 inn.)
78, Elon vs. SAM, 3-31-12 (18 inn.)
76, WCU vs. FUR, 5-13-11 (16 inn.)
75, Elon vs. SAM, 3-31-12 (18 inn.)
73, GSU vs. CofC, 4-3-09 (14 inn.)

TEAM GAME PITCHING

Innings Pitched

20.0, Elon vs. WCU, 5-25-11
20.0, WCU vs. Elon, 5-25-11
18.0, GSU vs. Clemson, 4-21-96
18.0, Elon vs. WOF, 5-1-09
18.0, Elon vs. SAM, 3-31-12
18.0, SAM vs. Elon, 3-31-12
17.2, WOF vs. Elon, 5-1-09
17.0, CofC vs. Virginia, 2-26-06
16.0, Elon vs. South Florida, 2-27-11
16.0, FUR vs. WCU, 5-13-11
16.0, WCU vs. FUR, 5-13-11

Hits Allowed

33, CIT vs. South Carolina, 4-17-86
30, FUR vs. CofC, 3-29-09
29, Elon vs. APP, 5-1-08
29, DAV vs. Wake Forest, 2-24-00

Strikeouts

25, Elon vs. WOF, 5-1-09
22, WVU vs. Waynesburg, 4-16-64
21, CIT vs. APP, 4-12-97
21, GSU vs. DAV, 3-2-03
20, ECU vs. George Washington, 1970
20, GSU vs. Georgia State, 4-30-96
20, CIT vs. FUR, 5-19-99
20, WCU vs. Elon, 5-25-11
19, DAV vs. WCU, 5-14-09
19, GSU vs. CofC, 3-30-12

Walks

24, ETSU vs. Tennessee, 2-24-88
18, GSU vs. Clemson, 4-21-96 (18 inn.)
17, WOF at Elon, 5-1-09 (18 inn.)
15, APP at FUR, 3-22-75
15, APP at Georgia Tech, 3-24-78
15, APP at Oklahoma State, 5-23-86
15, APP at Georgia Tech, 3-8-89
14, CIT vs. DAV, 3-17-85

Runs Allowed

32, CIT vs. South Carolina, 4-2-92
31, DAV vs. CofC, 3-21-08

30, FUR vs. Ohio, 3-17-79
30, DAV vs. Wake Forest, 2-24-00

Earned Runs Allowed

30, DAV vs. CofC, 3-21-08
29, DAV vs. Wake Forest, 2-24-00
27, WCU vs. Elon, 5-9-09
26, WOF vs. WCU, 5-11-07
25, CIT vs. South Carolina, 4-2-92
25, DAV at CofC, 5-3-09

Wild Pitches

9, APP vs. Elon, 3-16-07
8, VMI vs. GSU, 4-10-99
8, CofC at WCU, 3-27-10
8, FUR vs. Gardner-Webb, 2-20-13
7, WOF vs. UNCG, 4-11-99
7, WOF vs. Winthrop, 2-16-00
7, WCU vs. Tennessee Tech, 5-3-13
6, DAV vs. WCU, 3-22-98
6, VMI vs. UNCG, 3-11-01
6, CofC vs. Elon, 5-23-04
6, GSU vs. Georgia State, 5-11-05
6, APP vs. UNCG, 5-10-09
6, UNCG vs. Rhode Island, 3-13-13
6, WCU vs. The Citadel, 3-29-13

Hit Batters

8, WOF vs. VMI, 4-4-99
8, CofC vs. Howard, 2-10-02
8, APP vs. GSU, 5-7-05
7, DAV vs. GSU, 3-1-03
7, CofC vs. CIT, 3-29-03
7, DAV vs. WCU, 3-27-04
7, CofC vs. Indiana State, 3-15-08
7, Elon vs. GSU, 5-24-09
7, CofC vs. SAM, 3-12-10
7, WCU vs. CofC, 3-26-10
7, FUR vs. CofC, 4-11-10

Hit Batters, Inning

4, DAV vs. CofC, 4-18-04
4, APP vs. GSU, 5-7-05

TEAM GAME FIELDING

Putouts

60, Elon vs. WCU, 5-25-11 (20 inn.)
60, WCU vs. Elon, 5-25-11 (20 inn.)
54, GSU vs. Clemson, 4-21-96 (18 inn.)
54, Elon vs. WOF, 5-1-09 (18 inn.)
54, Elon vs. SAM, 3-31-12 (18 inn.)
54, SAM vs. Elon, 3-31-12 (18 inn.)
53, WOF vs. Elon, 5-1-09 (18 inn.)
51, CofC vs. Virginia, 2-26-06 (17 inn.)
48, Elon vs. South Florida, 2-27-11 (16 inn.)
48, FUR vs. WCU, 5-13-11 (16 inn.)
48, WCU vs. FUR, 5-13-11 (16 inn.)

Assists

29, ETSU vs. APP, 5-18-00
29, WCU vs. Elon, 5-25-11
28, CIT vs. Old Dominion, 2-22-04
26, DAV vs. Morehead State, 3-21-94
26, CofC vs. Notre Dame, 6-2-06
25, Elon vs. WCU, 5-25-11
24, WOF vs. GSU, 4-17-99
23, DAV vs. Coker, 2-13-93
23, CIT vs. Tennessee Tech, 2-28-09
23, FUR vs. CIT, 5-13-12
23, SAM vs. Elon, 3-31-12

Errors

11, CIT vs. East Carolina, 4-21-73
9, VMI vs. APP, 3-27-99
9, WOF vs. GSU, 4-18-99
9, VMI vs. ETSU, 5-5-01
8, WOF vs. South Carolina, 3-22-00
8, Elon vs. Coastal Carolina, 5-7-09
8, SAM vs. APP, 4-25-10
8, DAV vs. North Carolina State, 3-7-12
7, DAV vs. WOF, 3-10-06
7, CofC vs. Towson, 2-18-07
7, Elon vs. CofC, 5-6-07
7, DAV vs. WOF, 3-28-08
7, WCU vs. ETSU, 3-25-08
7, WCU vs. Eastern Kentucky, 4-8-09
7, CIT vs. FUR, 4-15-11
7, DAV vs. Lehigh, 2-26-11
7, WCU vs. Michigan State, 2-22-13
7, CIT vs. VCU, 3-2-13
7, WOF vs. USC Upstate, 4-17-13

Double Plays

5, 13 times, most recent: APP vs. Duke, 3-7-12

TEAM SEASON BATTING

Batting Average

.355, College of Charleston, 2005
 .353, Appalachian State, 1978
 .351, Western Carolina, 1997
 .350, College of Charleston, 2007
 .346, Appalachian State, 1981
 .346, The Citadel, 1982
 .346, Georgia Southern, 2008
 .345, College of Charleston, 2009
 .342, East Tennessee State, 1997
 .341, Western Carolina, 1986
 .341, College of Charleston, 2004

At Bats

2,360, Western Carolina, 1985
 2,343, The Citadel, 2004
 2,293, College of Charleston, 2010
 2,292, College of Charleston, 2005
 2,285, Georgia Southern, 2002
 2,265, Western Carolina, 2003
 2,262, Elon, 2013
 2,256, Western Carolina, 1997
 2,253, The Citadel, 2010
 2,246, Western Carolina, 1992

Runs

627, College of Charleston, 2008
 604, Elon, 2009
 595, Georgia Southern, 2008
 576, College of Charleston, 2010
 565, Georgia Southern, 2009
 560, Western Carolina, 1997
 554, College of Charleston, 2009
 553, College of Charleston, 2005
 552, College of Charleston, 2007
 545, Elon, 2008

Hits

814, College of Charleston, 2005
 792, Western Carolina, 1997
 760, College of Charleston, 2004
 760, College of Charleston, 2007
 751, Georgia Southern, 2008
 733, Georgia Southern, 2002
 732, College of Charleston, 2010
 728, Western Carolina, 1985
 728, The Citadel, 2009
 725, College of Charleston, 2006
 725, Western Carolina, 2007

Doubles

174, College of Charleston, 2005
 168, Appalachian State, 2007
 161, College of Charleston, 2008
 160, College of Charleston, 2010
 156, College of Charleston, 2009
 155, Georgia Southern, 2000
 154, Georgia Southern, 2008
 151, College of Charleston, 2002
 149, College of Charleston, 2007
 148, Western Carolina, 2003
 148, Western Carolina, 2007

Triples

42, College of Charleston, 2002
 36, East Tennessee State, 1981
 35, East Tennessee State, 1979
 33, East Tennessee State, 1982
 31, The Citadel, 1996
 29, The Citadel, 1981
 29, Appalachian State, 1981
 27, The Citadel, 1982
 27, UNCG, 1999
 27, College of Charleston, 2003

Home Runs

138, Elon, 2009
 130, College of Charleston, 2008
 116, Western Carolina, 1988
 114, Georgia Southern, 2008
 110, College of Charleston, 2009
 108, Wofford, 2007
 105, College of Charleston, 2010
 100, Western Carolina, 1997
 92, College of Charleston, 2007
 90, Appalachian State, 1986

Grand Slams

7, Elon, 2009
 6, Georgia Southern, 2008
 6, Appalachian State, 2009
 5, College of Charleston, 2009
 5, College of Charleston, 2010
 4, Davidson 1997
 4, Davidson 1988
 4, Elon, 2006
 4, Georgia Southern, 2009
 4, Western Carolina, 2009
 4, Wofford, 2009
 4, UNCG, 2010
 4, Western Carolina, 2013

Runs Batted In

589, College of Charleston, 2008
 558, Elon, 2009
 543, Georgia Southern 2008
 532, College of Charleston, 2010
 517, College of Charleston, 2009
 513, College of Charleston, 2007
 505, Georgia Southern, 2009
 495, College of Charleston, 2005
 495, Elon, 2008
 491, Western Carolina, 1997

Total Bases

1,310, Elon, 2009
 1,304, College of Charleston, 2008
 1,269, Georgia Southern, 2008
 1,237, College of Charleston, 2007
 1,237, College of Charleston, 2010
 1,224, College of Charleston, 2009
 1,196, College of Charleston, 2005
 1,171, Western Carolina, 1988
 1,158, Western Carolina, 2007
 1,131, Wofford, 2007

Slugging Percentage

.607, College of Charleston, 2008
 .596, Elon, 2009
 .590, College of Charleston, 2009
 .584, Georgia Southern, 2008
 .570, College of Charleston, 2007
 .559, Davidson, 1987
 .539, College of Charleston, 2010
 .523, Western Carolina, 1999
 .523, East Tennessee State, 2005
 .522, College of Charleston, 2005

Walks

330, Elon, 2008
 328, College of Charleston, 2008
 326, Georgia Southern, 1997
 326, Elon, 2009
 325, Western Carolina, 1985
 314, Col of Charleston, 2000
 308, Georgia Southern, 1995
 308, Elon, 2006
 302, Georgia Southern, 2008
 302, Elon, 2010

Strikeouts

514, Georgia Southern, 2013
 488, College of Charleston, 2012
 479, College of Charleston, 2010
 476, Davidson, 2011
 469, Elon, 2009
 467, Elon, 2013
 466, The Citadel, 2004
 464, College of Charleston, 2013
 460, Elon, 2012
 453, Elon, 2010

Stolen Bases

198, The Citadel, 2000
 163, Wofford, 2013
 155, Elon, 2008
 153, Western Carolina, 1998
 152, UNCG, 1999
 151, Georgia Southern, 2002
 148, The Citadel, 1999
 146, The Citadel, 1982
 146, UNCG, 1998
 144, College of Charleston, 2000

Hit by Pitch

122, College of Charleston, 2004
 108, Elon, 2005
 107, Georgia Southern, 2009
 105, Elon, 2008
 99, College of Charleston, 2005
 98, College of Charleston, 2000
 96, College of Charleston, 2007
 94, Georgia Southern, 2003
 93, Elon, 2010
 93, Western Carolina, 2010

Sacrifice Bunts

95, College of Charleston, 2006
 94, College of Charleston, 2004
 89, College of Charleston, 2005
 89, UNCG, 2011
 81, UNCG, 2012
 77, The Citadel, 2004
 72, College of Charleston, 2007
 70, The Citadel, 2006
 67, Furman, 2002
 67, Wofford, 2013

Sacrifice Flies

43, College of Charleston, 2009
 40, Elon, 2006
 40, College of Charleston, 2011
 38, UNCG, 2008
 37, Georgia Southern, 2002
 37, Georgia Southern, 2008
 36, Elon, 2005
 36, College of Charleston, 2007
 36, College of Charleston, 2010
 35, Georgia Southern, 2005
 35, Elon, 2008
 35, Georgia Southern, 2009

TEAM SEASON PITCHING

Earned Run Average

1.46, West Virginia, 1964
1.46, VMI, 1970
1.57, East Carolina, 1970
1.66, The Citadel, 1970
1.74, The Citadel, 1972
1.84, West Virginia, 1966
1.86, East Carolina, 1974
1.91, The Citadel, 1969
1.93, East Carolina, 1967
1.94, William & Mary, 1970

Opponents Batting Average

.238, College of Charleston, 2006
.241, College of Charleston, 2012
.242, Samford, 2011
.247, VMI, 1995
.249, Samford, 2012
.252, The Citadel, 1998
.255, Elon, 2011
.256, UNCG, 2003
.257, The Citadel, 2002
.258, Georgia Southern, 2003

Wins

48, College of Charleston, 2005
47, College of Charleston, 2004
46, The Citadel, 1990
46, Georgia Southern, 1996
46, College of Charleston, 2006
45, Western Carolina, 1994
45, Western Carolina, 1998
45, Elon, 2006
44, East Tennessee State, 1981
44, Western Carolina, 1992
44, Elon, 2008
44, College of Charleston, 2010

Losses

43, Appalachian State, 2004
42, Appalachian State, 2005
39, Marshall, 1997
38, Davidson 1998
38, Appalachian State, 1999
38, Wofford, 2000
38, Western Carolina, 2000
38, Appalachian State, 2000
38, Davidson, 2008
38, Wofford, 2010

Complete Games

29, East Tennessee State, 1980
28, Davidson, 1975
28, Appalachian State, 1982
27, East Tennessee State, 1979
27, Marshall, 1981
27, Furman, 1992
26, Western Carolina, 1984
25, Chattanooga, 1981
25, Furman, 1991
23, William & Mary, 1976
23, The Citadel, 1983

Shutouts

11, The Citadel, 1978
9, Richmond, 1972
9, East Tennessee State, 1980
9, Appalachian State, 1983
9, The Citadel, 1992
9, Georgia Southern, 1994
8, The Citadel, 1979
8, The Citadel, 1982
7, The Citadel, 1971
7, East Carolina, 1977
7, Marshall, 1981
7, Appalachian State, 1983
7, The Citadel, 1991
7, Elon, 2011

Innings Pitched

600.2, The Citadel, 2004
580.2, The Citadel, 2010
575.1, College of Charleston, 2006
573.1, Elon, 2013
570.1, Samford, 2012
568.0, College of Charleston, 2005
567.2, College of Charleston, 2010
566.2, College of Charleston, 2004
566.1, Western Carolina, 2003
565.0, Western Carolina, 1985

Walks

365, Western Carolina, 1985
313, Wofford, 2000
312, Wofford, 2009
305, Appalachian State, 2004
296, Wofford, 2007
295, The Citadel, 1996
295, Western Carolina, 2011
294, Wofford, 2010
293, Georgia Southern, 2001
290, Elon, 2008

Strikeouts

598, The Citadel, 1998
591, Georgia Southern, 2003
552, Georgia Southern, 2002
543, Georgia Southern, 2001
534, The Citadel, 1999
531, College of Charleston, 2010
522, College of Charleston, 2006
509, College of Charleston, 2005
506, Georgia Southern, 1995
506, The Citadel, 2010

Saves

24, Elon, 2009
20, College of Charleston, 2007
20, College of Charleston, 2011
19, Appalachian State, 1981
19, Georgia Southern, 1993
19, College of Charleston, 2004
19, College of Charleston, 2005
19, The Citadel, 2006
19, Elon, 2012
18, College of Charleston, 2008
18, Appalachian State, 2012

Runs Allowed

527, Appalachian State, 2005
524, Appalachian State, 1999
522, VMI, 1981
521, Wofford, 2007
514, Wofford, 2010
511, VMI, 1997
509, Davidson, 2007
506, Marshall, 1997
486, Davidson 1997
484, Davidson, 2008

Highest Earned Run Average

12.02, VMI, 1981
10.97, Marshall, 1997
9.58, Marshall, 1996
9.54, East Tennessee State, 1988
9.36, Appalachian State, 1999
9.11, VMI, 1997
8.90, VMI, 1980
8.85, Wofford, 2003
8.79, Appalachian State, 1998

Hit Batters

92, Western Carolina, 2009
85, Davidson, 2007
82, Davidson, 2008
82, Western Carolina, 2008
82, College of Charleston, 2011
80, Wofford, 2007
80, Georgia Southern, 2008
80, Furman 2010
77, Elon, 2009
77, College of Charleston, 2010
77, College of Charleston, 2012

TEAM SEASON FIELDING

Double Plays

68, Georgia Southern, 1992
68, Furman, 2005
66, Elon, 2010
64, Wofford, 2000
64, Wofford, 2007
63, Georgia Southern, 1996
61, College of Charleston, 1999
61, Elon, 2009
60, The Citadel, 1987
60, The Citadel, 2004
60, Georgia Southern, 2009

Errors

138, Appalachian State, 2005
135, Chattanooga, 1981
130, Western Carolina, 1992
127, The Citadel, 1994
127, Georgia Southern, 1997
125, VMI, 1981
123, Georgia Southern, 1998
122, VMI, 2000
121, Davidson, 1982
121, Western Carolina, 1995

INDIVIDUAL GAME BATTING

Most At-Bats: 10, Aaron Attaway (WCU) vs. Elon, 2011; Ross Heffley (WCU) vs. Elon, 2011

Most Hits: 6, Tyler White (WCU) vs. Elon, 2011

Most Runs: 5, Nathan Dunn (ETSU) vs. VMI, 1992; David Groseclose (VMI) vs. Davidson, 1993; Ronny Marmol (COFC) vs. VMI, 1999; Brandon Waring (WOF) vs. College of Charleston, 2007; Jeremiah Parker (GSU) vs. UNCG, 2008; Shawn Payne (GSU) vs. Western Carolina, 2011; Quinn Bower (Elon) vs. College of Charleston, 2013

Most Doubles: 3, Dave Piela (WCU) vs. The Citadel, 1988; Scott McDaniel (APP) vs. Western Carolina, 1995; Phillip Coker (COFC) vs. UNCG, 2004; Brent Stephens (GSU) vs. East Tennessee State, 2005; Chase Austin (Elon) vs. Georgia Southern, 2007

Most Triples: 2, Matt Raleigh (WCU) vs. VMI, 1991; Jim Morrill (FUR) vs. The Citadel, 1996

Most Home Runs: 2, on 35 occasions: most recently, Jacob Hoyle (WCU) vs. College of Charleston, 2013

Most Total Bases: 11, Jim Eldridge (WCU) vs. Appalachian State, 1986; Brandon Hollier (FUR) vs. Appalachian State, 1997; Brandon Waring (WOF) vs. College of Charleston, 2007; Jeremiah Parker (GSU) vs. UNCG, 2008; Chase Austin (Elon) vs. Western Carolina, 2009; Kyle Blackburn (GSU) vs. Appalachian State, 2009; Carl Wise (CofC) vs. Elon, 2013

Most Runs Batted In: 6, John Parrott (VMI) vs. Davidson, 1987; Skip Nelloms (WCU) vs. Appalachian State, 1988; Johnny McCraw (APP) vs. Marshall, 1989; Brandon Waring (WOF) vs. College of Charleston, 2007; Greg Feltes (UNCG) vs. Georgia Southern, 2008; Chase Austin (Elon) vs. Western Carolina, 2009

Most Stolen Bases: 4, Josh Edgeworth (COFC) vs. Appalachian State, 2000

Highest Batting Average: 1.000 (5-for-5), John Connolly (WCU) vs. Davidson, 1994; Cory Harrilchak (Elon) vs. College of Charleston, 2008

Most Walks: 4, Anthony Jenkins (CIT) vs. Marshall, 1990; Rodney Hancock (CIT) vs. Georgia Southern, 1997; Alex Tolbert (WCU) vs. Furman, 1997; Griffin Benedict (GSU) vs. UNCG, 2007; Clay McCord (CofC) vs. Elon, 2008; Greg Blake (COFC) vs. Western Carolina, 2010; Blaine Bower (Elon) vs. College of Charleston, 2012

INDIVIDUAL GAME PITCHING

Most Innings Pitched: 11.0, Rodney Lemonds (APP) vs. Georgia Southern, 2000

Fewest Hits (min. 9 inn.): 2, Billy Baker (CIT) vs. Marshall, 1990; Derek Cockrell (WCU) vs. VMI, 1993

Most Strikeouts: 20, Rodney Hancock (CIT) vs. Furman, 1999

Fewest Walks (min. 9 inn.): 0, Ken Britt (CIT) vs. Appalachian State, 1991; Phillip Grundy (WCU) vs. The Citadel, 1992; Julio Ayala (GSU) vs. Davidson, 1996; Mark DiFelice (WCU) vs. Furman, 1997; Brett Lewis (GSU) vs. College of Charleston, 2001; Matt Nunley (ETSU) vs. Furman, 2001; Ken Eggleton (CIT) vs. Davidson, 2004; David Whitehead (Elon) vs. The Citadel, 2012; C.K. Irby (SAM) vs. Appalachian State, 2013

Most Consecutive Scoreless Innings: 9, on 11 occasions, most recently, Justin Hess (GSU) vs. College of Charleston, 2013

INDIVIDUAL TOURNAMENT BATTING

Most At-Bats: 29, Chris Petersen (GSU), 1992

Most Hits: 14, Brandon Waring (WOF), 2007

Most Runs: 13, David Beckley (CIT), 1996; Cory Harrilchak (Elon), 2008

Most Doubles: 5, Joey Cox (WCU), 1991; Phillip Coker (COFC), 2004

Most Triples: 2, Matt Raleigh (WCU), 1991; Matt Wilson (GSU), 1993; Mike Tidick (WCU), 1994; Mark Hamlin (GSU), 1995; Franco Martin (VMI), 1995; Jim Reynolds (MAR), 1995; Mark Hamlin (GSU), 1996; Brian Joyce (DAV), 1997; Josh Edgeworth (COFC), 2000; Chris Behne (APP), 2000; Chad Hall (GSU), 2002; Drew Davis (Elon), 2004; Michael Kohn (COFC), 2007; Zeth Stone (SAM), 2012; Ryan Kinsella (Elon), 2013

Most Home Runs: 5, Brandon Waring (WOF), 2007

Most Total Bases: 31, Brandon Waring (WOF), 2007

Most Runs Batted In: 16, Brandon Waring (WOF), 2007

Highest Batting Average (Min. 10 AB): .769 (10-for-13), Joe Jackson (CIT), 2013; .714 (10-for-14), A.J. Zickgraf (GSU), 2003; .688 (11-for-16), Craig Caudill (FUR), 2002

Most Stolen Bases: 6, Josh Edgeworth (COFC), 2000; Chris Morris (CIT), 2000

Most Walks: 8, Dan McDonnell (CIT), 1990; Antoine Moran (GSU), 1997; Greg Blake (CofC), 2010

INDIVIDUAL TOURNAMENT PITCHING

Most Appearances: 5, Doug Udzilla (WCU), 1990; David Noyce (FUR), 1997; Ted Toler (UNCG), 1998; Taft Cable (UNCG), 2001; Justin Smith (CIT), 2007; Raymond Copenhaver (CIT), 2007

Most Wins: 3, Jason Beverlin (WCU), 1993

Most Innings Pitched: 18.2, Jim Carragher (GSU), 1992

Lowest Earned Run Average (min. 9 inn.): 0.00, Brian Rogers (CIT), 1998 (13.0 IP); Rodney Lemonds (APP), 2000 (11.0 IP); Justin Hess (GSU), 2013 (11.0 IP); Ryan Basner (WCU), 2003 (10 IP); Andy Rickman (WCU), 1985 (9.1 IP); Jay Reames (CIT), 1996 (9.0 IP); Scooter Michael (UNCG), 2002 (9.0 IP); Ryan Johnson (COFC), 2002 (9.0 IP); Jeff Stovall (FUR), 2002 (9.0 IP); Tom Mastny (FUR), 2003 (9.0 IP); Chris Mason (UNCG), 2003 (9.0 IP); Jimmy Reyes (Elon), 2010 (9.0 IP); Seth Grant (APP), 2011 (9.0 IP); C.K. Irby (SAM), 2013 (9.0 IP)

Fewest Hits (min. 9 inn.): 3, Dallas Rhinehart (ETSU), 1992 (9.0 IP); Brian Rogers (CIT), 1998 (13.0 IP); Robbie Huffstetler (APP), 2001 (9.0 IP)

Most Strikeouts: 22, Chris Beck (GSU), 2011

Fewest Walks (min. 9 inn.): 0, Brad Josey (WCU), 2004 (10.2 IP); Ken Eggleton (CIT), 2004 (9.0 IP); Jeff Stovall (FUR), 2002 (9.0 IP); Ben Hagar (APP), 2001 (9.0 IP); Mark DiFelice (WCU), 1997 (9.0 IP); C.K. Irby (SAM), 2013; Julio Ayala (GSU), 1996; Phillip Grundy (WCU), 1992; Ken Britt (CIT), 1991

Most Consecutive Scoreless Innings: 13.0, Brian Rogers (CIT), 1998; Wes Wrenn (CIT), 2007

Most Saves: 4, Nick Hollstegge (FUR), 2005



SOCON CHAMPIONSHIP RECORDS

TEAM GAME BATTING

Most At-Bats: 78, Western Carolina vs. Elon, 2011 (20 inn.)

Most Hits: 24, Western Carolina vs. The Citadel, 1988

Most Hits by a Losing Team: 18, VMI vs. The Citadel, 1989

Most Runs: 22, Western Carolina vs. The Citadel, 1988

Most Runs by a Losing Team: 17, Appalachian State vs. Western Carolina, 1986

Most Doubles: 8, Georgia Southern vs. Western Carolina, 2003

Most Triples: 3, Western Carolina vs. VMI, 1991; Georgia Southern vs. Davidson, 1993; Davidson vs. The Citadel, 1997

Most Home Runs: 7, Western Carolina vs. The Citadel, 1988

Most Total Bases: 54, Western Carolina vs. The Citadel, 1988

Most RBIs: 21, Western Carolina vs. The Citadel, 1988; Georgia Southern vs. UNCG, 2008; Elon vs. Wofford, 2008

Highest Batting Average: .500 (21-42), Georgia Southern vs. UNCG, 2008

Most Stolen Bases: 7, UNCG vs. Furman, 2002; The Citadel vs. Furman, 2010

Most Walks: 13, East Tennessee State vs. Appalachian State, 1986

Most Left on Base: 20, Western Carolina vs. Elon, 2011 (20 inn.)

TEAM GAME PITCHING

Most Innings Pitched: 20, Elon vs. Western Carolina, 2011; Western Carolina vs. Elon, 2011

Most Strikeouts: 20, The Citadel vs. Furman, 1999; Western Carolina vs. Elon, 2011

Most Consecutive Scoreless Innings: 9, on 12 occasions. Most recently by Georgia Southern vs. College of Charleston, 2013

Fewest Hits: 1, The Citadel vs. VMI, 1994; Georgia Southern vs. Furman, 2000

TEAM TOURNAMENT BATTING

Most At-Bats: 228, Georgia Southern, 1992

Most Hits: 75, Elon, 2013

Most Runs: 66, Elon, 2008

Most Doubles: 17, Western Carolina, 1991

Most Triples: 5, Georgia Southern, 1993; Georgia Southern, 1995

Most Home Runs: 14, Western Carolina, 1988

Most Total Bases: 114, Georgia Southern, 1992; Elon, 2008

Most RBIs: 64, Elon, 2008

Highest Batting Average: .423 (71-168), Elon, 2008

Most Stolen Bases: 18, The Citadel, 1996

Most Walks: 29, UNCG, 2002; 27, Western Carolina, 1985

TEAM TOURNAMENT PITCHING

Best Earned Run Average: 0.75, The Citadel, 1998 (3 ER/36.0 inn.)

Fewest Runs Allowed: 3, The Citadel, 1998

Most Complete Games: 5, The Citadel, 2004

Most Strikeouts: 58, The Citadel, 1999

Most Consecutive Scoreless Innings: 29.2, Western Carolina, 2003; 29.1, The Citadel, 1998

Most Saves: 4, Furman, 2005

Most Shutouts Pitched: 3, Western Carolina, 2003; 2, The Citadel, 1998

TOURNAMENT GAME – TWO TEAMS

Most Runs: 35, Western Carolina vs. Appalachian State, 1986

Most Hits: 39, College of Charleston vs. Elon, 2012

Fewest Runs: 1, East Tennessee State vs. Appalachian State, 1992; Western Carolina vs. Georgia Southern, 2003; Elon vs. Samford, 2010; Georgia Southern vs. Samford, 2011

Fewest Hits: 7, Georgia Southern vs. Western Carolina, 2003; Georgia Southern vs. Samford, 2011

Most Doubles: 10, Davidson vs. VMI, 1987; Western Carolina vs. The Citadel, 1988; Appalachian State vs. Western Carolina, 1995; Georgia Southern vs. Western Carolina, 2003

Most Triples: 3, Western Carolina vs. VMI, 1991; Georgia Southern vs. Davidson, 1993; The Citadel vs. Furman, 1996; Davidson vs. The Citadel, 1997; College of Charleston vs. UNCG, 2000

Most Home Runs: 9, Appalachian State vs. Davidson, 1987

MISCELLANEOUS GAME

Longest Game: 20 innings, Western Carolina vs. Elon, 2011

Most Runs Scored-One Inning: 15, Elon vs. Wofford, 2008

Largest Margin of Victory: 17, East Tennessee St. (20) vs. VMI (3), 1992; Georgia Southern (19) vs. Elon (2), 2012

Largest Deficit Overcome for Victory: 9 runs, Western Carolina vs. Appalachian State, 1993

Largest Deficit Overcome in 9th Inning for Victory: 3 runs, Furman vs. Western Carolina, 1991; Furman vs. Georgia Southern, 1998; The Citadel vs. Elon, 2010

Most Double Plays Turned: 5, Appalachian State vs. Western Carolina, 1984; VMI vs. Georgia Southern, 1993; College of Charleston vs. Elon, 2011; UNCG vs. Furman, 2011

Most Triple Plays: 1, Marshall vs. Furman, 1990; UNCG vs. Appalachian State, 2007

MISCELLANEOUS TOURNAMENT

Most Double Plays: 10, Appalachian St., 1984; Georgia Southern, 1992

Most Triple Plays: 1, Marshall, 1990; UNCG, 2007

Most Extra Inning Games: 4, 2010

INDIVIDUAL BATTING

*If year is not listed, no record exists.

BATTING AVERAGE

1957	Jim West, DAV	.459
1958	Henzes, GWU (NCAA)	.417
1959	Marsh, CIT	.405
1960	Henry Mura, CIT	.478
1961	Buchanan, CIT (NCAA)	.429
1962	Mel Rideout, UR	.458
1963	Bobby Stewart, UR	.421
1964	Bill Marovic, WVU	.404
1965	Pete Britton, UR	.411
1966	Tim Hill, GWU	.470
1967	Richard Narron, ECU	.429
1968	Gordon Slade, DAV	.429
1969	B. Holland, CIT	.413
1970	Tom Bondurant, UR	.356
1971	N. Eichelberger, FUR	.389
1972	R. Dunnivant, UR; George Weicker, DAV	.337
1973	R. Brewer, VMI	.408
1974	Steve Becker, W&M	.421
1975	George Weicker, DAV (NCAA)	.448
1976	Richard Wieters, CIT	.417
1977	Keith Ebersole, WCU	.423
1978	Joey Moffitt, APP	.450
1979	Randy Ingle, APP	.477
1980	Greg Hill, MAR	.438
1981	Robbie Peele, APP	.423
1982	Bill White, CIT	.474
1983	Greg Hill, MAR	.436
1984	Tony Welborn, APP	.416
1985	Billy Masse, DAV	.430
1986	Greg Weddle, VMI	.446
1987	Clint Fairey, WCU	.405
1988	Darron Healey, APP	.462
1989	Jason Nixon, MAR	.427
1990	Grant Brittain, WCU	.444
1991	Kevin Bellomo, WCU	.435
1992	Willando Ficklin, GSU	.401
1993	Mike Hooks, ETSU	.398
1994	Matt Wilson, GSU	.376
1995	Jody Henson, WCU	.401
1996	Alex Tolbert, WCU	.424
1997	Jeremy Bruce, WCU	.401
1998	Mike Berrier, APP	.381
1999	Charles Thomas, WCU	.406
2000	Matt Easterday, GSU	.440
2001	Scott Henley, GSU	.398
2002	Brett Spivey, CofC	.423
2003	Ryan Gordon, UNCG	.416
2004	Caleb Moore, ETSU	.455
2005	Jay Heafner, DAV	.448
2006	Jermaine Mitchell, UNCG	.397
2007	Brandon Waring, WOF	.401
2008	Chris Shehan, GSU	.438
2009	Joey Bergman, CofC	.452
2010	Wes Hobson, APP	.404
2011	Ross Heffley, WCU	.419
2012	Eric Phillips, GSU	.391
2013	Christian Wolfe, UNCG	.421

HOME RUNS

1957	Junior Duff, W&M	6
1960	Dick Jones, CIT	7
1962	Brendle, CIT, Shaver, WVU	4
1963	Jim Procopio, WVU; Larry Lawson, VPI	5
1964	Dick Snyder, DAV	5
1965	Tom Porter, CIT; Phil King, FUR; Chuck Albertson, W&M	3
1966	Wayne Britton, ECU	4
1967	Andy Hancock, FUR	4
1968	John Medlin, W&M; Jimmy Snyder, ECU	8
1969	C. Anderson, ECU	4

1970	Jerry Martin, FUR	4
1971	Neil Eichelberger, FUR	8
1972	Don Leege, FUR; L. Keenan, UR	4
1973	S. Arrington, CIT	6
1974	Ron Staggs, ECU; S. Anspaugh, APP	7
1975	George Weicker, DAV	10
1976	Randy Howell, FUR	9 or 11
1977	Ronnie Brower, APP	12
1978	Ronnie Brower, APP	12
1979	John Baker, UTC	15
1980	Greg Robinette, ETSU	10
1981	Mike Nipper, ETSU	17
1982	Pete Camelo, APP	16
1983	Mike Nipper, ETSU	21
1984	Rock Hurst, FUR	13
1985	Greg Weddle, VMI	16
1986	Andre Crawford, APP	16
1987	Clint Fairey, WCU	19
1988	Clint Fairey, WCU	25
1989	Mark Poarch, WCU; Clint Fairey, WCU	14
1990	Grant Brittain, WCU	20
1991	Matt Raleigh, WCU	19
1992	Matt Raleigh, WCU	25
1993	Todd Greene, GSU	20
1994	Mike Tidick, WCU	15
1995	Alex Tolbert, WCU	20
1996	Tommy Peterman, GSU	26
1997	Alex Tolbert, WCU	19
1998	Philip Hartig, CIT	17
1999	Steve Harris, WCU	26
2000	Scott Henley, GSU	17
2001	Nathan Copeland, ETSU; Donovan Minero, WCU	17
2002	Lee Curtis, CofC; Donovan Minero, WCU	15
2003	Alan Beck, WCU	18
2004	Jared Greenwood, WCU	21
2005	Chris Campbell, CofC; Caleb Moore, ETSU	15
2006	Steven Strausbaugh, WCU	17
2007	Brandon Waring, WOF	27
2008	Michael Harrington, CofC	26
2009	Chase Austin, Elon	23
2010	Matt Leeds, CofC	21
2011	Victor Roache, GSU (NCAA)	30
2012	Brandon Miller, SAM (NCAA)	23
2013	Ryan Kinsella, Elon	21

RUNS BATTED IN

1960	Phil Chewning, FUR	27
1962	Bill Whaley, CIT	27
1963	Jim Procopio, WVU	36
1964	Rick Smyre, DAV	26
1965	Tom Porter, CIT	20
1966	Hinnant, DAV	26
1967	Jim Snyder, EDU	25
1968	John Medlin, W&M	32
1969	E. Spink, GWU	24
1970	Jerry Martin, FUR	25
1971	N. Eichelberger, FUR; M. Aldridge, ECU	32
1972	J. Steckroth, W&M	24
1973	S. Arrington, CIT	28
1974	S. Anspaugh, APP	31
1975	George Weicker, DAV	44
1976	Randy Ingram, APP	37
1977	Keith Ebersole, WCU (NCAA ldr)	48
1978	Ronnie Brower, APP	53
1979	John Baker, UTC	43
1980	Greg Robinette, ETSU	53
1981	Bryan Snyder, FUR	67
1982	Bill White, CIT	78
1983	Mike Nipper, ETSU	61
1984	Tony Welborn	52
1985	Alan Lewis, DAV	61
1986	Mike Carson, WCU	68 or 72
1987	Skip Nelloms, WCU	70
1988	Skip Nelloms, WCU	69
1989	Garrett Hinshaw, APP	53
1990	Anthony Jenkins, CIT	68
1991	Todd Raleigh, WCU	78
1992	Matt Raleigh, WCU	73
1993	Phillip Grundy, WCU; Chris Lemonis, CIT	66
1994	Mike Tidick, WCU	58
1995	Steve Wilson, GSU	61
1996	Tommy Peterman, GSU	82
1997	Steve Walson, GSU	77
1998	Chris Moore, CofC	66
1999	Chris Moore, WCU	84
2000	Philip Hartig, CIT	86
2001	Scott Henley, GSU	84
2002	Matt Herring, GSU	77
2003	Alan Beck, WCU	71
2004	Chip Cannon, CIT; Greg Dowling, GSU	66
2005	Chris Campbell, CofC	87



Georgia Southern's Victor Roache set a SoCon record with 30 home runs in 2011.

2006	Steven Stausbaugh, WCU	64
2007	Kenny Smith, WCU	84
2008	Jeremie Tice, CofC	83
2009	Chase Austin, Elon	81
2010	Matt Leeds, CofC	88
2011	Victor Roache, GSU	84
2012	Daniel Kassouf, APP	66
2013	Ryan Kinsella, Elon	78

SLUGGING PERCENTAGE

1957	Hart, DAV	.578
1958	Kuhn, VT (NCAA)	.657
1959	Herman, GWU	.712
1960	Gatti, GWU	.736
1964	Hill, GWU	.725
1968	Jimmy Snyder, ECU	.685
1971	Neil Eichelberger, FUR	.713
1975	George Weicker, DAV (NCAA)	.810
1977	Keith Ebersole, WCU, 1977	.721
1981	Mel Kinsey, WCU	.867
1984	Rock Hurst, FUR	.727
1985	Billy Masse, DAV	.741
1987	Dave Turgeon, DAV	.786
1989	Jason Nixon, MAR	.827
1990	Grant Brittain, WCU	.861
1991	Matt Raleigh, WCU	.776
1992	Matt Raleigh, WCU	.773
1993	Tim Kerns, DAV	.763
1996	Tommy Peterman, GSU	.760
1998	Stephen Crater, APP	.737
1999	Chris Moore, WCU	.744
2000	Matt Easterday, GSU	.770
2001	Nathan Copeland, ETSU	.743
2002	Lee Curtis, CofC	.738
2003	Lee Curtis, CofC	.747
2004	Caleb Moore, ETSU	.752
2005	Caleb Moore, ETSU	.705
2006	Steven Stausbaugh, WCU	.675
2007	Brandon Waring, WOF	.851
2008	Jeremie Tice, CofC	.838
2009	Pat Irvine, Elon	.789
2010	Mac Doyle, WOF	.755
2011	Victor Roache, GSU	.778
2012	Brandon Miller, SAM	.650
2013	Julian Ridings, WCU	.663

ON-BASE PERCENTAGE

2002	Brett Spivey, CofC	.488
2003	Ryan Gordon, UNCG	.473
2004	Chip Cannon, CIT	.514
2005	Jay Heafner, DAV	.533
2006	Greg Dowling, GSU	.511
2007	Brandon Waring, WOF	.518
2008	Chris Shehan, GSU	.557
2009	Joey Bergman, CofC	.551
2010	Rob Kral, CofC	.482
2011	Ross Heffley, WCU	.483
2012	Marty Gantt, CofC	.483
2013	Joe Jackson, CIT	.495

DOUBLES

1960	Shelly Sutton, FUR	11
1962	Sam Pickens, FU,, Joe Hatalla, WVU	8
1963	Steve Berzansky, WVU	11
1964	Bill Marovic, WCU	10
1965	Dick Snyder, DAV; Robin Porter, VMI	7
1966	Rodriguez, ECU	8
1967	Chuck Albertson, W&M; Jim Rama, W&M	7
1968	Gary Laney, FUR	9
1969	C. Anderson, ECU; E. Spink, GWU	8
1970	Neil Eichelberger, FUR	10
1971	M. Aldridge, ECU	10
1972	George Weicker, DAV	9
1973	M. Kaufman, FUR; Mark Bond, FUR	7
1974	S. Anspaugh, APP	9
1975	Paul Martin, CIT (NCAA)	13

1976	Ed Willingham, DAV	11
1977	Sonny Wooten, ECU	14
1978	Fred Brown, WCU	14
1979	Gary Robinette, ETSU	12
1980	Willie Carpenter, WCU	18
1981	Mark Velazquez, ETSU	16
1982	Todd Sager, MAR	16
1983	Ron Vincent, APP	16
1985	Mike Carson, WCU	20
1986	Alan Lewis, DAV	17
1987	Freddie Hailey, WCU	21
1988	Roy Vilardi, DAV	19
1989	Steve Hollins, APP	18
1990	Rodney Tesh, WCU	20
1991	Mark Page, ETSU; Joey Cox, WCU	18
1992	Joey Cox, WCU	21
1993	Chris Lemonis, CIT; Mike Tidick, WCU	19
1994	Brett Boretti, DAV; Roy Hurst, WCU	20
1995	Tyson Whitley, GSU	25
1996	Alex Tolbert, WCU	25
1997	Ryan Butler, CIT	22
1998	Aaron Haigler, CIT	25
1999	Jody Pollock, GSU; Dustin Langley, GSU; Philip Hartig, CIT; Stewart Sloan, DAV	20
2000	Dustin Langley, GSU	26
2001	Andy Baxter, ETSU	25
2002	Jason Sarvis, UNCG	24
2003	Rod Goldston, WCU; Lee Curtis, CofC	26
2004	Caleb Moore, ETSU	31
2005	D.J. Wabick, CofC	27
2006	Case Cassidy, FUR	23
2007	David Rubinstein, APP	30
2008	Brandon Sizemore, CofC	24
2009	Joey Bergman, CofC	25
2010	Cole Rakar, CofC	26
2011	Saxon Butler, SAM	26
2012	Eric Phillips, GSU	24
2013	Tyler White, WCU	27

TRIPLES

1959	Don Herman, GWU	8
1960	Clary, CIT; Paul Popovich, WVU	4
1962	Jim Procopio, WVU; Bill Whaley, CIT (NCAA)	4
1963	Jim Procopio, WVU	6
1964	Tim Hill, GWU	6
1965	Dick Snyder, DAV	4
1966	Owen, DAV	5
1967	Randy Glesenkamp, W&M	5
1968	Driscoll, W&M	4
1969	N. Scherer, GWU	4
1970	Hooker, W&M; Hank Bunnell, GWU	5
1971	B. Barnhill, DAV	5
1972	R. Ferry, CIT; R. Dunnavant, UR; L. Keenan, UR	3
1974	Richard Weiters, CIT; B. Daly, UR; B. Dziabul, APP	4
1975	Steve Becker, W&M (NCAA)	6
1976	Randy Ingram, APP	6
1977	Randy Howell, FUR; Rick Martin, APP	5
1978	Ron Mayfield, UTC	6
1979	Dave Cardwell, ETSU	10
1980	Bob Roma, FUR	5
1981	Kip Hagwood, CIT	7
1982	Marcos Velazquez, ETSU	10
1983	Robbie Peele, APP; Tom Sams APP	5
1984	Freddie Hailey, WCU	6
1985	Jim Eldredge, WCU	4
1986	Lee Glaze, CIT; Ron Huntington, WCU	4
1987	Rob Morrison, MAR; Lawrence Sluder, APP; David Turgeon, DAV	3
1988	Billy Baker, CIT	6
1989	Garrett Hinshaw, APP; Anthony Jenkins, CIT; Buddy Ward, CIT	4
1990	Todd Raleigh, WCU; Phillip Tobin, CIT; Anthony Jenkins, CIT	4
1991	Rychlik, CIT; Matt Raleigh, WCU	5
1992	Vic Correll, CIT	6
1993	Ronnie Wagner, FUR; Louie Napoleon, VMI	4



New York Yankees outfielder Brett Gardner (College of Charleston) was twice the SoCon leader in triples and stolen bases, and the speedster set a conference mark with 85 runs and 122 hits in 2005.

1994	Louie Napoleon, VMI	7
1995	Scott McDaniel, APP	6
1996	Mark Hamlin, GSU	6
1997	Luke Goodwin, DAV	7
1998	Shane Sigmon, APP	6
1999	Billy Colome, CofC; Tracy Biggs, WCU	7
2001	Adam Etherington, FUR	6
2001	Adam Etherington, FUR	6
2002	Lee Curtis, CofC	9
2003	Lee Curtis, CofC	11
2004	Brett Gardner, CofC	9
2005	Evan Erickson, Elon; Brett Gardner, CofC; Shane Byrne, ETSU	5
2006	Chris Swauger, CIT	10
2007	Chris Dove, Elon; Chris Campbell, CofC	8
2008	Cover Overholtzer, UNCG; Chris Dove, Elon; Jason Rook, APP	6
2009	Isaac Harrow, APP; Corey Overholtzer, UNCG	6
2010	Mac Doyle, WOF	6
2011	Mac Doyle, WOF	7
2012	Daniel Aldrich, CofC	7
2013	Gunnar Heidt, CofC	7

HITS

1960	Paul Popovich, WVU	43
1962	Joe Hatalla, WVU	39
1963	Steve Berzansky, WVU	41
1964	Bill Marovic, WVU	44
1965	Jim Hyder, DAV	40
1966	Jim Hyder, DAV	35
1967	Chuck Albertson, W&M	40
1968	Gordon Slade, DAV	42
1969	R. Richardson, W&M	41
1970	Sam Perlozzo, GWU; Hank Bunnell, GWU; Mike Ross, CIT	33
1971	B. Barnhill, DAV	44
1975	George Weicker, DAV	52
1976	Russell Lee, FUR	46
1977	Everette Smith, FUR	56
1978	John Baker, UTC	61
1979	Gary Robinette, ETSU	61
1986	Lee Glaze, CIT	88
1987	Keith LeClair, WCU	87
1988	Keith LeClair, WCU	101
1989	Clint Fairey, WCU	69
1990	Anthony Jenkins, CIT	89
1991	Kevin Bellomo, WCU	101
1992	Rodney Hennon, WCU	92
1993	Rodney Hennon, WCU	87
1994	Roy Hurst, WCU	89

YEARLY STATISTICAL LEADERS



1995	Tyson Whitley, GSU	86
1996	Tommy Peterman, GSU	94
1997	Jeremy Bruce, WCU	99
1998	Terrence Smalls, CIT	90
1999	Eric Johnson, WCU	100
2000	Matt Easterday, GSU	107
2001	Scott Henley, GSU	99
2002	Lee Curtis, CofC	92
2003	Ryan Gordon, UNCG	96
2004	Byron Barber, CofC	107
2005	Brett Gardner, CofC	122
2006	Jermaine Mitchell, UNCG	93
2007	Chris Campbell, CofC	102
2008	Chris Shehan, GSU	98
2009	Sonny Meade, CIT	104
2010	Cole Rakar, CofC	102
2011	Eric Phillips, GSU	98
2012	Eric Phillips, GSU	93
2013	Aaron Attaway, WCU	97

TOTAL BASES

1971	Eichelberger, FUR	77
1975	George Weicker, DAV	94
1977	Everette Smith, FUR	97
1978	John Baker, UTC	101
1979	Dave Cardwell, ETSU	106
1986	Mike Carson, WCU	123
1987	Clint Fahey, WCU	146
1988	Keith LeClair, WCU	179
1989	Clint Fahey, WCU	125
1990	Anthony Jenkins, CIT	161
1991	Matt Raleigh, WCU	173
1992	Matt Raleigh, WCU	177
1993	Todd Greene, GSU	152
1994	Mike Tidick, WCU	154
1995	Steve Wilson, GSU	146
1996	Tommy Peterman, GSU	187
1997	Jerry Simmons, CIT	147
1998	Philip Hartig, CIT	143
1999	Philip Hartig, CIT	171
2000	Matt Easterday, GSU	187
2001	Philip Hartig, CIT	166
2002	Lee Curtis, CofC	166
2003	Lee Curtis, CofC	174
2004	Jared Greenwood, WCU	160
2005	Chris Campbell, CofC	168
2006	Chris Swauger, CIT	147
2007	Brandon Waring, WOF; Kenny Smith, WCU	189
2008	Jeremie Tice, CofC	192
2009	Chase Austin, Elon	178
2010	Matt Leeds, CofC	167
2011	Victor Roache, GSU	179
2012	Brandon Miller, SAM	160
2013	Ryan Kinsella, Elon	168

RUNS

1960	Dick Jones, CIT	30
1962	Sam Pickens, FUR	28
1963	Bill Marovic, WVU	40
1964	Bill Marovic, WVU	34
1965	Jim Hyder, DAV	23
1966	Mullan, GWU	26
1967	Chuck Albertson, W&M; Chuck Guth, WVU	27
1968	Mike Ross, CIT	27
1969	R. Richardson, W&M	41
1977	David Ball, WCU	46
1978	Wayne Tolleson, WCU	46
1979	Dave Cardwell, ETSU	47
1980	Gary Robinette, ETSU	36
1981	Marcos Velazquez, ETSU	71
1982	Mike Knox, CIT	66
1983	Tony Martin, ETSU	47
1984	David Hyatt, WCU	40
1985	Lawrence Sluder, APP	58
1986	Ed Dubiel, APP	60
1987	Billy Masse, DAV	64

1988	Keith LeClair, WCU	65
1989	Steve Hollins, APP	56
1990	Anthony Jenkins, WCU	70
1991	Kevin Bellomo, WCU	77
1992	Matt Raleigh, WCU	77
1993	Rodney Hennon, WCU	65
1994	Mike Tidick, WCU	62
1995	Tyson Whitley, GSU	57
1996	Tommy Peterman, GSU	66
1997	Jeremy Bruce, WCU	82
1998	Martin Barrow, WCU	72
1999	Eric Johnson, WCU	83
2000	Chris Morris, CIT	81
2001	Doug Schutt, UNCG	67
2002	Chris Walker, GSU	79
2003	Alan Beck, WCU	68
2004	Phillip Coker, CofC	75
2005	Brett Gardner, CofC	85
2006	Barrett Shaft, WCU	68
2007	Oliver Marmol, CofC	84
2008	Chris Shehan, GSU	84
2009	Joey Bergman, CofC	88
2010	Cole Rakar, CofC	76
2011	Shawn Payne, GSU	70
2012	Marty Gantt, CofC	68
2013	Aaron Attaway, WCU	68

STOLEN BASES

1960	Gaines Mason, FUR	17
1962	Larry Hitchcock, CIT; Jim Procopio, WVU	13
1963	Bill Marovic, WVU	27
1964	Bill Marovic, WVU	27
1965	Bill Marovic, WVU	20
1966	Parke, WVU	15
1967	Joe Lalli, GWU (NCAA)	21
1968	Rama, W&M	16
1974	Mike Ramsey, APP	34
1975	Schwartzman, W&M (NCAA)	27
1976	Rick Schwartzmen, W&M	26
1977	Wayne Tolleson, WCU	26
1978	Wayne Tolleson, WCU	29
1979	John Porter, DAV	15
1982	Mike Knox, CIT	39
1984	Eddy Halleman, FUR	19
1985	Tim Jones, CIT	46



Jared Greenwood was one of four Western Carolina sluggers to lead the SoCon in home runs between 2001-06 when he hit 21 in 2004.

1986	Eddy Halleman, FUR	35
1987	Gary Sibayan, VMI	24
1988	Gary Sibayan, VMI	26
1989	Billy Swails, CIT	17
1990	Dan McDonnell, CIT	38
1991	Dan McDonnell, CIT	30
1992	Vic Correll, CIT; Dan McDonnell, CIT	27
1993	Will Shellman, APP	29
1994	David Beckley, CIT	39
1995	David Groseclose, VMI	33
1996	Antoine Moran, GSU	50
1997	Terrence Smalls, CIT	33
1998	Terrence Smalls, CIT	49
1999	Chris Morris, CIT	52
2000	Chris Morris, CIT	84
2001	Chris Walker, GSU	41
2002	Chris Walker, GSU	48
2003	Brett Gardner, CofC	28
2004	Byron Barber, CofC	25
2005	Brett Gardner, CofC	38
2006	Phillip Coker, CofC	36
2007	Chris Dove, Elon	31
2008	Chris Dove, Elon	38
2009	Trevor Collias, WCU	30
2010	Shawn Payne, GSU	43
2011	Shawn Payne, GSU	33
2012	Hector Crespo, APP	30
2013	William Head, APP; Ben Morgan, GSU	27

BASES ON BALLS

1960	Harold Honeycutt, VT	23
1983	Mel Kinsey, WCU	55
1985	Ken Vickery, CIT	52
1990	Dan McDonnell, CIT	62
1991	Dan McDonnell, CIT	53
1992	Dan McDonnell, CIT	63
1993	Todd Greene, GSU	44
1994	Franco Martin, VMI	44
1995	Sy Jones, GSU	59
1996	Bo Betchman, CIT; Sy Jones, GSU	49
1997	Alex Tolbert, WCU	59
1998	Chris Moore, WCU	62
1999	Chris Morris, CIT	57
2000	Shane Schumaker, UNCG; Chris Morris, CIT	47
2001	Shane Schumaker, UNCG	43
2002	Strat Stavrou, WOFF	41
2003	Alan Beck, WCU	47
2004	Chip Cannon, CIT	71
2005	Jared Greenwood, WCU	54
2006	Greg Dowling, GSU	53
2007	Blake Murphy, WCU	52
2008	Ricky Orton, UNCG	61
2009	Chris McGuiness, CIT	65
2010	Rob Kral, CofC	58
2011	Rob Kral, CofC	61
2012	Marty Gantt, CofC; Hector Crespo, APP	45
2013	Bo Thompson, CIT	54

HIT BY PITCH

2002	Brett Anderson, CofC	20
2003	James Payne, GSU	23
2004	Byron Barber, CofC	24
2005	Gary Morris, Elon	32
2006	Tim Hallam, WCU	19
2007	Graham Maiden, CofC	29
2008	Bennett Davis, Elon	22
2009	Griffin Benedict, GSU	24
2010	Chris Barker, UNCG	26
2011	Trevor Edwards, UNCG	18
2012	Tyler Zupcic, APP; Scooter Williams, GSU	14
2013	Scooter Williams, GSU	19

INDIVIDUAL PITCHING

WINS								
1952	Moe Bauer, WF	11	1972	Rusty Booth, CIT	0.95	1965	John Radosevich, WVU	120
1959	Dennis Hill, GWU; Paul Chuma, WVU	8	1973	R. Hatcher, UR	0.69	1966	Holland, DAV	113
1960	Dick Almes, CIT	8	1974	D. LaRussa, ECU	0.87	1967	Jerry Meadows, ECU	105
1962	Tom Shafer, WVU	9	1975	Dean Reavis, ECU	1.82	1968	Hank Bunnell, GWU	93
1963	John Radosevich, WVU	8	1976	Pete Conaty, ECU	1.21	1969	Hank Bunnell, GWU	79
1964	John Radosevich, WVU	9	1977	Mickey Britt, ECU	1.68	1970	Hank Bunnell, GWU	110
1965	John Radosevich, WVU	8	1978	Don Gordon, CIT	1.72	1971	John Katona, FUR	109
1966	Jerry Meadows, WVU	9	1979	Frank Galloway, CIT	1.00	1972	S. Arrington, CIT	68
1967	Jay Newton, W&M; Mike Moschel, WVU;		1980	Mike Sullivan, MAR	0.60	1973	S. Arrington, CIT	93
	Dick Balderson, UR	7	1981	Alan Hurt, CIT	1.85	1974	Todd Brenizer, FUR	78
1968	Hank Bunnell, GWU	9	1982	Kirk Bailey, APP	1.25	1975	Richard Wieters, CIT	62
1969	Hank Bunnell, GWU	6	1983	David Mills, CIT	1.13	1976	Chris Davis, W&M	84
1970	Hank Bunnell, GWU	9	1984	Rich Collins, CIT	1.70	1977	Tim Barr, DAV	106
1971	John Katona, FUR; Doug Pounder, CIT	10	1985	J.D. McKinney, MAR	3.05	1978	Mike Pendleton, CIT	98
1972	John Katona, FUR	8	1986	Mike Monte, CIT	2.84	1979	Mike Pendleton, CIT	91
1973	T. Toms, ECU; S. Anspaugh, APP	7	1987	Ward Withrow, CIT	1.32	1981	Jeff Barkley, CIT	88
1974	R. Martin, UR, J. Blankenship, APP	7	1988	Paul Menhart, WCU	3.55	1982	Mike Cherry, CIT	106
1975	Hank Welch, CIT; Joel Tew, DAV	8	1989	Matt Gore, CIT	2.41	1983	Mike Cherry, CIT	132
1976	Mickey Britt, ECU	10	1990	Ken Britt, CIT (preCWS)	1.97	1984	Scott Gay, WCU	62
1977	Jerry Reed, WCU	10	1991	Ken Britt, CIT	2.59	1985	Scott Gay, WCU	118
1978	Mike Pendleton, CIT	9	1992	Gettys Glaze, CIT	1.70	1986	Len Stratton, APP	90
1979	Frank Galloway, CIT	9	1993	John Price, CIT	2.20	1987	Len Stratton, APP	69
1980	Jeff Andrews, ETSU	11	1994	Britt Reames, CIT	2.16	1988	Wilcox, DAV	86
1981	Joe Graves, ETSU	11	1995	Donald Morillo, CIT	1.60	1989	Paul Menhart, WCU	64
1982	Phil Pierce, ETSU	10	1996	Dan Stutzman, APP	2.24	1990	Paul Menhart, WCU	82
1983	Mike Cherry, CIT	12	1997	Tom Martin, CIT	3.25	1991	Will Ertel, FUR	96
1984	Pete Hardee, APP	12	1998	Jason Parsons, UNCG	2.32	1992	Gettys Glaze, CIT	104
1985	Scott Gay, WCU	12	1999	Lucas Hocker, CofC	2.52	1993	Jason Beverlin, WCU	106
1986	Keith Smith, WCU	10	2000	Eric Talbert, CIT	2.76	1994	Jason Beverlin, WCU	154
1987	Steve Condon, DAV	9	2001	Eric Talbert, CIT	2.06	1995	William Rushing, GSU	172
1988	Greg Wilcox, DAV	11	2002	Randy Corn, CIT	1.37	1996	Julio Ayala, GSU	143
1989	Pete Palmer, APP	8	2003	Tom Mastny, FUR	1.09	1997	Ryan Cummings, GSU	104
1990	Jack Kimel, WCU	11	2004	Jonathan Ellis, CIT	2.18	1998	Brian Rogers/Brian Wiley, CIT	159
1991	Will Ertel, FUR	12	2005	Chris Mason, UNCG	2.88	1999	Brian Wiley, CIT	150
1992	Jack Kimel, WCU	10	2006	Nick Chigges, CofC	1.40	2000	David Ray, GSU	115
1993	Jason Beverlin, WCU	12	2007	Drew Saberhagen, WCU	2.87	2001	Reid Casey, ETSU	107
1994	Jason Beverlin, WCU	11	2008	Jay Jackson, FUR	3.17	2002	Brett Lewis, GSU	122
1995	William Rushing, GSU; Chris Pollard, DAV	11	2009	Matt Talley, CIT	3.42	2003	Dennis Dove, GSU	118
1996	Julio Ayala, GSU	15	2010	Matt Benedict, WCU	3.11	2004	Jonathan Ellis, CIT	131
1997	Mark DiFelice, WCU	10	2011	Andy Moye, GSU; Matt Murray, GSU	2.39	2005	Chris Mason, UNCG	135
1998	Mark DiFelice, WCU	11	2012	Christian Powell, CofC	2.69	2006	Everett Teaford, GSU	122
1999	Matt Baber, ETSU	12	2013	Alex Abrams, FUR	2.43	2007	Nick Chigges, CofC	112
2000	David Ray, GSU	12				2008	Steven Hensley, Elon	99
2001	Brett Lewis, GSU	9		STRIKEOUTS		2009	Chris Mederos, GSU	113
2002	Scooter Michael, UNCG	12	1955	Jim Heise, WVU	111	2010	Asher Wojciechowski, CIT	155
2003	Tom Mastny, FUR; Jarrett Santos, UNCG	11	1959	Dick Almes, CIT	127	2011	Chris Beck, GSU	109
2004	Ryan Johnson, CofC; Jonathan Ellis, CIT	12	1960	Paul Chuma, WVU		2012	Chris Beck, GSU	115
2005	Jeremy Hall, ETSU	10	1962	Frank Griffith, UR	84	2013	Justin Hess, GSU	120
2006	Nick Chigges, CofC	11	1963	John Radosevich, WVU (NCAA)	95			
2007	Nick Chigges, CofC; Ben Austin, WOF	11	1964	John Radosevich, WVU	123		INNINGS PITCHED	
2008	Steven Hensley, Elon	10				1960	Dick Almes, CIT	94.0
2009	Chris Mederos, GSU	11				1961	Lee Melear, VPI	
2010	Asher Wojciechowski, CIT	12				1962	Tom Shafer, WVU	88.1
2011	Josh Renfro, CofC; Chris Beck, GSU;					1963	Tony Romasco, GWU	76.2
	Josh Adams, GSU	9				1964	John Radosevich, WVU	81.0
2012	Josh Martin, SAM	12				1965	John Radosevich, WVU	77.0
2013	Jeremy Null, WCU; Jamie Nunn, APP	9				1966	Bryan, DAV	90.0
						1967	Jay Newton, W&M	97.0

EARNED RUN AVERAGE

1957	Fox, CIT	1.44
1958	Chuma, WVU (NCAA)	1.50
1960	Jim Carter, WVU	1.07
1962	Tom Shafer, WVU	1.52
1963	Joe Jeran, WVU	1.15
1964	Percy Sensabaugh, VMI	0.67
1965	Winston Blenckstone, UR	0.99
1966	Vaughn Kovach, WVU	0.66
1967	Marshall Dellinger, ECU	0.85
1968	Dennis Burke, ECU	0.91
1969	Terry Deaver, FUR	0.83
1970	Ron Hastings, ECU	0.56
1971	Richardson, W&M	0.87



Wofford pitcher Ben Austin paced the SoCon with 11 wins in 2007 and a pair of shutouts in 2008.

1966	Holland, DAV	113
1967	Jerry Meadows, ECU	105
1968	Hank Bunnell, GWU	93
1969	Hank Bunnell, GWU	79
1970	Hank Bunnell, GWU	110
1971	John Katona, FUR	109
1972	S. Arrington, CIT	68
1973	S. Arrington, CIT	93
1974	Todd Brenizer, FUR	78
1975	Richard Wieters, CIT	62
1976	Chris Davis, W&M	84
1977	Tim Barr, DAV	106
1978	Mike Pendleton, CIT	98
1979	Mike Pendleton, CIT	91
1981	Jeff Barkley, CIT	88
1982	Mike Cherry, CIT	106
1983	Mike Cherry, CIT	132
1984	Scott Gay, WCU	62
1985	Scott Gay, WCU	118
1986	Len Stratton, APP	90
1987	Len Stratton, APP	69
1988	Wilcox, DAV	86
1989	Paul Menhart, WCU	64
1990	Paul Menhart, WCU	82
1991	Will Ertel, FUR	96
1992	Gettys Glaze, CIT	104
1993	Jason Beverlin, WCU	106
1994	Jason Beverlin, WCU	154
1995	William Rushing, GSU	172
1996	Julio Ayala, GSU	143
1997	Ryan Cummings, GSU	104
1998	Brian Rogers/Brian Wiley, CIT	159
1999	Brian Wiley, CIT	150
2000	David Ray, GSU	115
2001	Reid Casey, ETSU	107
2002	Brett Lewis, GSU	122
2003	Dennis Dove, GSU	118
2004	Jonathan Ellis, CIT	131
2005	Chris Mason, UNCG	135
2006	Everett Teaford, GSU	122
2007	Nick Chigges, CofC	112
2008	Steven Hensley, Elon	99
2009	Chris Mederos, GSU	113
2010	Asher Wojciechowski, CIT	155
2011	Chris Beck, GSU	109
2012	Chris Beck, GSU	115
2013	Justin Hess, GSU	120

INNINGS PITCHED

1960	Dick Almes, CIT	94.0
1961	Lee Melear, VPI	
1962	Tom Shafer, WVU	88.1
1963	Tony Romasco, GWU	76.2
1964	John Radosevich, WVU	81.0
1965	John Radosevich, WVU	77.0
1966	Bryan, DAV	90.0
1967	Jay Newton, W&M	97.0
1968	Dick Balderson, UR	80.0
1969	Hank Bunnell, GWU	88.1
1970	Hank Bunnell, GWU	102.1
1971	R. Pipan, DAV	94.0
1972	John Katona, FUR	76.1
1973	T. Toms, ECU	77.1
1974	J. Blankenship, APP	93.1
1975	Joel Tew, DAV	94.2
1976	Mickey Britt, ECU	103.2
1977	Tim Barr, DAV	113.1
1978	Albie DeYoung, MAR	75.0
1979	Frank Galloway, CIT	99.0
1981	Jeff Barkley, CIT	94.0
1985	Scott Gay, WCU	113.1
1989	Paul Menhart, WCU	86.1

YEARLY STATISTICAL LEADERS



1990	Billy Baker, CIT	109.1
1991	Will Ertel, FUR	132.1
1992	Phillip Grundy, WCU	110.1
1993	Jason Beverlin, WCU	105.1
1994	Jason Beverlin, WCU	124.1
1995	William Rushing, GSU	160.0
1996	Julio Ayala, GSU	152.0
1997	Clint Sauls, GSU	115.0
1998	Clint Sauls, GSU	122.0
1999	David Pember, WCU	119.2
2000	Matt Baber, ETSU	133.2
2001	Reid Casey, ETSU	117.1
2002	Brett Lewis, GSU	126.1
2003	Ryan Basner, WCU	125.0
2004	Jonathan Ellis, CIT	136.1
2005	Everett Teaford, GSU	119.2
2006	Everett Teaford, GSU	120.1
2007	Austin Redwine, WOF	109.0
2008	Jay Jackson, FUR	99.1
2009	Wes Wrenn, CIT	102.0
2010	Asher Wojciechowski, CIT	125.2
2011	Chris Beck, GSU	103.0
2012	Josh Martin, SAM	110.0
2013	Kyle Webb, Elon	104.0

COMPLETE GAMES

1956	Charlie Moore, FUR	9
1965	John Radosevich, WVU	9
1966	Four players	7
1967	Jay Newton, W&M; Dick Balderson, UR	11
1968	Hank Bunnell, GWU; Dick Balderson, UR	9
1970	John Katona, FUR	10
1971	Rick Pipan, DAV	11
1974	Jim Blankenship, APP	9
1975	Joel Tew, DAV	10
1976	Jeff Roberts, FUR	9
1977	Tim Barr, DAV	10
1978	Albie DeYoung, MAR	8
1979	Mike Priesmeyer, ETSU	9
1980	Jeff Andrews, ETSU	9
1981	Jeff Barkley, CIT	9
1985	Kirk Burnett, FUR; Chris Johnson, ETSU	9
1989	Mike Clark, FUR	7
1990	Danny Clark, ETSU	8
1991	Will Ertel, FUR	11
1992	Charles Braswell, FUR; Dallas Rinehart, ETSU	9
1993	Matt Spade, MAR	7
1994	Matt Spade, MAR	9
1995	Chris Pollard, DAV	11
1996	W.G. Smith, VMI	7
1997	Jonathan Coulombe, DAV	10
1998	Michael Harrell, ETSU	7
1999	Matt Baber, ETSU	11
2000	Matt Baber, ETSU	9
2001	Toby David, FUR; George Lehr, WOF	4
2002	Jay Metzger, UNCG	6
2003	Tom Mastny, FUR	8
2004	Jonathan Ellis, CIT	9
2005	Chris Mason, UNCG	8
2006	Everett Teaford, GSU	4
2007	Seven tied	2
2008	Jesse Simpson, CofC; Ben Austin, WOF	2
2009	Wes Wrenn, CIT	3
2010	Asher Wojciechowski, CIT; Ian Parry, FUR; Jake Brown, GSU	3
2011	Matt Talley, CIT; Chris Beck, GSU; Andy Moye, GSU; Jordan Smith, WCU; Cash Collins, WOF	2
2012	Chris Beck, GSU	4
2013	C.K. Irby, SAM	3

APPEARANCES

1989	Dan Norman, APP	22
1990	Hank Kraft, CIT	27
1991	Hank Kraft, CIT	26
1992	Billy Goodrich, VMI; Hank Kraft, CIT	24

1993	Paul Thornton, GSU	35
1994	Mike Manning, WCU	40
1995	Donald Morillo, CIT	32
1996	Tod Lee, GSU	38
1997	Tod Lee, GSU	42
1998	Tom Martin, CIT	38
1999	Marty Jones, GSU	33
2000	Taft Cable, UNCG	38
2001	Ted Toler, UNCG	41
2002	Randy Corn, CIT	39
2003	Jarrett Santos, UNCG	41
2004	Jarrett Santos, UNCG	34
2005	Luke Miller, WCU	37
2006	Patrick Currin, UNCG	38
2007	Kyle Kamppi, GSU	37
2008	James White, UNCG	38
2009	Mike Frongello, DAV	34
2010	Andrew Chilcoat, WCU	34
2011	Mike Frongello, DAV	39
2012	Ryan Hines, CIT	36
2013	Zach Sherrill, CIT	48

SAVES

1988	Brad Wanzenberg, DAV	11
1989	Tripp Blanton, CIT; Dan Norman, APP	6
1990	Hank Kraft, CIT; Doug Uzdilla, WCU	7
1991	Hank Kraft, CIT	9
1992	Hank Kraft, CIT	12
1993	Paul Thornton, GSU	17
1994	Mike Manning, WCU	14
1995	Donald Morillo, CIT	13
1996	Tod Lee, GSU	11
1997	Tod Lee, GSU; Tom Martin, CIT	7
1998	David Pember, WCU; Tom Martin, CIT	8
1999	Brett Davey, CofC; Jay Morgan, CIT; Ian Ostlund, VMI	7
2000	Jay Morgan, CIT	10
2001	Randy Corn, CIT; Andy Hutchings, CofC	12
2002	Randy Corn, CIT	13
2003	Chris Mason, UNCG	8
2004	Brett Harker, CofC	13
2005	Brett Harker, CofC	15
2006	Josh McLaughlin, CofC; Link Saunders, CIT	15
2007	A.J. Battisto, GSU; Greg Holland, WCU	10
2008	Thomas Girdwood, Elon	10
2009	Thomas Girdwood, Elon	17
2010	Chris Patterson, APP	13
2011	Andrew Jones, SAM	15
2012	Nathan Hyatt, APP	16
2013	Preston Hatcher, WCU	14

SHUTOUTS

1979	Frank Galloway, CIT	4
1981	Jeff Montgomery, MAR	4
1989	Matt Gore, CIT; Paul Menhart, WCU	2
1990	Richard Shirer, CIT	3
1991	Ken Britt, CIT; Chris Smith, APP	3
1992	Gettys Glaze, CIT	5
1993	Clint Fair, GSU	3
1994	Tim Roth, GSU; William Rushing, GSU	3
2000	Four tied	1
2001	Six tied	1
2002	Five tied	2
2003	10 tied	1
2004	Jonathan Ellis, CIT	2
2005	Chris Mason, UNCG	1
2006	Nick Chigges, CofC	2
2007	Six tied	1
2008	Ben Austin, WOF	2
2009	David Peterson, CofC; Matt Crim, CIT	1
2010	Matt Talley, CIT; Jimmy Reyes, Elon	2
2011	Jordan Smith, WCU	2
2012	Six tied	1
2013	Sam Agnew-Wieland, APP	2



The 39 appearances by Davidson's Mike Frongello in 2010 were the most by any SoCon pitcher.

OPPOSING BATTING AVERAGE

2002	Randy Corn, CIT	.157
2003	Tom Mastny, FUR	.178
2004	Jonathan Ellis, CIT	.221
2005	Link Saunders, CIT	.234
2006	Nick Chigges, CofC	.205
2007	Jeff Beliveau, CofC	.229
2008	Jay Jackson, FUR	.216
2009	Rob Gilliam, UNCG	.224
2010	Asher Wojciechowski, CIT	.233
2011	Matt Murray, GSU	.207
2012	Matt Pegler, CofC	.221
2013	Alex Abrams, FUR	.236

TEAM BATTING

BATTING AVERAGE

1963	The Citadel	.219
1964	West Virginia	.283
1965	George Washington	.279
1966	George Washington	.318
1967	East Carolina	.273
1968	George Washington	.284
1969	William & Mary	.269
1970	Richmond	.275
1971	Furman	.272
1972	Richmond	.262
1973	Appalachian State	.278
1974	Appalachian State	.268
1975	The Citadel	.293
1976	The Citadel	.295
1977	Western Carolina	.322
1978	Appalachian State	.353
1979	East Tennessee State	.302
1980	Western Carolina	.324
1981	Appalachian State	.346
1982	The Citadel	.346
1983	Appalachian State	.317
1984	Appalachian State	.314
1985	Appalachian State	.328
1986	Appalachian State	.343
1987	Western Carolina	.314
1988	Appalachian State	.339
1989	Marshall	.317
1990	Western Carolina	.314
1991	Western Carolina	.330
1992	Western Carolina	.320
1993	East Tennessee State	.313
1994	Western Carolina	.295

1995	Georgia Southern	.294
1996	Appalachian State	.314
1997	Western Carolina	.351
1998	East Tennessee State	.314
1999	Western Carolina	.328
2000	The Citadel	.325
2001	Western Carolina	.311
2002	Western Carolina	.334
2003	The Citadel; Georgia Southern	.307
2004	College of Charleston	.341
2005	College of Charleston	.355
2006	College of Charleston	.325
2007	College of Charleston	.350
2008	Georgia Southern	.346
2009	College of Charleston	.345
2010	College of Charleston	.319
2011	Western Carolina	.302
2012	Western Carolina	.310
2013	UNCG	.311

HOME RUNS

1963	VMI	15
1964	Davidson	13
1965	Virginia Tech	10
1966	East Carolina	10
1967	East Carolina	14
1968	East Carolina	27
1969	East Carolina	16
1970	Furman	13
1971	Furman	29
1972	East Carolina	13
1973	Richmond	10
1974	East Carolina	19
1975	Davidson	24
1976	Richmond	24
1977	Western Carolina	37
1978	Appalachian State	41
1979	East Tennessee State	44
1980	East Tennessee State	40
1981	East Tennessee State	69
1982	East Tennessee State	60
1983	East Tennessee State	59
1984	Western Carolina	36
1985	Appalachian State	78
1986	Appalachian State	76
1987	Davidson	84
1988	Western Carolina	112
1989	Western Carolina	70
1990	Western Carolina	65
1991	Western Carolina	67
1992	Western Carolina	87
1993	Western Carolina; Davidson	67
1994	Davidson	47
1995	Georgia Southern	57
1996	Georgia Southern	73
1997	Western Carolina	100
1998	Western Carolina	55
1999	Western Carolina	82
2000	UNCG	61
2001	Georgia Southern	60
2002	Western Carolina	56
2003	Western Carolina	58
2004	Western Carolina	66
2005	East Tennessee State	69
2006	Elon	68
2007	Wofford	108
2008	College of Charleston	130
2009	Elon	138
2010	College of Charleston	105
2011	College of Charleston	81
2012	Samford	66
2013	Western Carolina	71

SLUGGING PERCENTAGE

2002	College of Charleston	.508
2003	College of Charleston	.464
2004	College of Charleston	.485

2005	East Tennessee State	.523
2006	Furman	.471
2007	College of Charleston	.570
2008	College of Charleston	.607
2009	Elon	.596
2010	College of Charleston	.539
2011	College of Charleston	.486
2012	Samford	.457
2013	Western Carolina	.493

ON-BASE PERCENTAGE

2002	College of Charleston	.412
2003	Georgia Southern	.396
2004	College of Charleston	.431
2005	College of Charleston	.432
2006	Elon	.402
2007	College of Charleston	.423
2008	Georgia Southern	.437
2009	College of Charleston	.430
2010	College of Charleston	.413
2011	College of Charleston	.394
2012	Samford	.387
2013	The Citadel	.395

RUNS

2002	College of Charleston	533
2003	Western Carolina	477
2004	College of Charleston	535
2005	College of Charleston	553
2006	Elon	491
2007	College of Charleston	552
2008	College of Charleston	627
2009	Elon	604
2010	College of Charleston	576
2011	College of Charleston	446
2012	Samford	436
2013	The Citadel	434

HITS

2002	Georgia Southern	733
2003	Western Carolina	694
2004	College of Charleston	760
2005	College of Charleston	814
2006	College of Charleston	725
2007	College of Charleston	760



Furman's Tom Mastny recorded a 1.09 ERA in 2003, which stands as the lowest mark in the SoCon in the past 30 years.

2008	Georgia Southern	751
2009	The Citadel	728
2010	College of Charleston	732
2011	College of Charleston	627
2012	Samford	674
2013	Western Carolina	653

RUNS BATTED IN

2002	College of Charleston	450
2003	Western Carolina	421
2004	College of Charleston	475
2005	College of Charleston	495
2006	Elon	449
2007	College of Charleston	513
2008	College of Charleston	589
2009	Elon	558
2010	College of Charleston	532
2011	College of Charleston	416
2012	Samford	399
2013	The Citadel	398

DOUBLES

2002	College of Charleston	151
2003	Western Carolina	148
2004	Western Carolina	137
2005	College of Charleston	174
2006	Appalachian State	136
2007	Appalachian State	168
2008	College of Charleston	161
2009	College of Charleston	156
2010	College of Charleston	160
2011	College of Charleston	134
2012	Appalachian State	134
2013	Western Carolina	145

TRIPLES

2002	College of Charleston	42
2003	College of Charleston	27
2004	College of Charleston	23
2005	East Tennessee State	17
2006	The Citadel	21
2007	College of Charleston	26
2008	Elon	24
2009	Elon	24
2010	UNCG	21
2011	Elon	21
2012	Appalachian State	20
2013	Elon	19

TOTAL BASES

2002	College of Charleston	1,089
2003	Western Carolina	1,044
2004	College of Charleston	1,080
2005	College of Charleston	1,196
2006	Elon	1,022
2007	College of Charleston	1,237
2008	College of Charleston	1,304
2009	Elon	1,310
2010	College of Charleston	1,237
2011	College of Charleston	1,028
2012	Samford	1,020
2013	Western Carolina	1,045

BASES ON BALLS

2002	College of Charleston	256
2003	Western Carolina	274
2004	The Citadel	260
2005	Elon	250
2006	Elon	308
2007	Elon	277
2008	Elon	330
2009	Elon	326
2010	Elon	302
2011	College of Charleston	297
2012	Samford	251
2013	Elon	280

HIT BY PITCH

2002	Georgia Southern	86
2003	Georgia Southern	92
2004	College of Charleston	122
2005	Elon	108
2006	Western Carolina	101
2007	College of Charleston	96
2008	Elon	105
2009	Georgia Southern	107
2010	Elon; Western Carolina	93
2011	Elon	79
2012	Samford	73
2013	Western Carolina	72

STRIKEOUTS

2002	The Citadel	397
2003	The Citadel	431
2004	The Citadel	466
2005	Elon	424
2006	Wofford	447
2007	Wofford	427
2008	Elon	443
2009	Elon	469
2010	College of Charleston	479
2011	Davidson	476
2012	College of Charleston	488
2013	Georgia Southern	514

STOLEN BASES

2002	Georgia Southern	151
2003	UNCG; College of Charleston	101
2004	College of Charleston	112
2005	College of Charleston	99
2006	College of Charleston	128
2007	Elon	103
2008	Elon	155
2009	Western Carolina	126
2010	The Citadel	127
2011	Elon	114
2012	Appalachian State	94
2013	Wofford	163

TEAM PITCHING

EARNED RUN AVERAGE

1963	The Citadel	3.14
1964	West Virginia	1.46
1965	VMI	2.20
1966	West Virginia	1.84
1967	East Carolina	1.93
1968	East Carolina	2.47
1969	The Citadel	1.91
1970	East Carolina	1.57
1971	The Citadel	2.17
1972	The Citadel	1.74
1973	The Citadel	2.14
1974	East Carolina	1.86
1975	East Carolina	2.62
1976	East Carolina	2.02
1977	The Citadel	2.67
1978	The Citadel	2.41
1979	The Citadel	2.24
1980	The Citadel	3.16
1981	The Citadel	3.37
1982	The Citadel	2.61
1983	The Citadel	2.84
1984	Appalachian State	2.59
1985	Appalachian State	4.06
1986	Appalachian State	4.25
1987	Appalachian State	4.79
1988	Western Carolina	4.92
1989	The Citadel	4.38
1990	The Citadel	3.67
1991	The Citadel	3.40
1992	The Citadel	3.77



The Citadel's Mike Pendleton (1978-81) owned a career 2.80 ERA and was part of a run that saw the Bulldogs lead the league in that category from 1977-83.

1993	Georgia Southern	3.89
1994	Western Carolina	2.97
1995	The Citadel	3.26
1996	Georgia Southern	4.26
1997	The Citadel	5.19
1998	Western Carolina	4.03
1999	College of Charleston	4.54
2000	The Citadel	4.12
2001	The Citadel	3.81
2002	The Citadel	3.53
2003	UNCG	3.69
2004	UNCG	4.17
2005	College of Charleston	4.06
2006	College of Charleston	3.02
2007	Western Carolina	4.79
2008	The Citadel	5.17
2009	The Citadel	4.50
2010	The Citadel	4.57
2011	Samford	3.11
2012	College of Charleston	3.21
2013	College of Charleston	4.20

OPPOSING BATTING AVERAGE

2002	The Citadel	.257
2003	UNCG	.256
2004	College of Charleston	.268
2005	College of Charleston	.270
2006	College of Charleston	.238
2007	College of Charleston	.275
2008	Elon	.284
2009	The Citadel	.274
2010	The Citadel	.274
2011	Samford	.242
2012	College of Charleston	.241
2013	College of Charleston	.264

INNINGS PITCHED

2002	Georgia Southern	563.1
2003	Western Carolina	566.1
2004	The Citadel	600.2
2005	College of Charleston	568.0
2006	College of Charleston	575.1
2007	Western Carolina	550.1
2008	Elon	549.2

2009	The Citadel	539.2
2010	The Citadel	580.2
2011	Georgia Southern	546.2
2012	Samford	570.1
2013	Elon	573.1

STRIKEOUTS

2002	Georgia Southern	552
2003	Georgia Southern	591
2004	The Citadel	494
2005	College of Charleston	509
2006	College of Charleston	522
2007	College of Charleston	445
2008	College of Charleston	480
2009	Western Carolina	487
2010	College of Charleston	531
2011	Samford	479
2012	Samford	491
2013	Western Carolina	490

WINS

2002	Georgia Southern	39
2003	Western Carolina	43
2004	College of Charleston	47
2005	College of Charleston	48
2006	College of Charleston	46
2007	Western Carolina	41
2008	Elon	44
2009	Georgia Southern	42
2010	College of Charleston	44
2011	College of Charleston	39
2012	Appalachian State; Samford	41
2013	Western Carolina	39

SAVES

2002	Western Carolina	15
2003	Western Carolina	14
2004	College of Charleston	19
2005	College of Charleston	19
2006	College of Charleston	20
2007	Wofford	15
2008	College of Charleston	18
2009	Elon	24
2010	Appalachian State; Georgia Southern	15
2011	College of Charleston	20
2012	Elon	19
2013	Western Carolina	17

RUNNERS PICKED OFF

2002	Georgia Southern	17
2003	VMI	21
2004	Western Carolina	17
2005	Georgia Southern	22
2006	Georgia Southern	22
2007	Georgia Southern	22
2008	The Citadel	28
2009	The Citadel; Davidson	17
2010	Davidson	25
2011	Georgia Southern	23
2012	College of Charleston	17
2013	Elon; Davidson	19

FEWEST HITS ALLOWED

2002	The Citadel	491
2003	Davidson	465
2004	Wofford	496
2005	UNCG	493
2006	College of Charleston	512
2007	College of Charleston	578
2008	Furman	578
2009	UNCG	513
2010	Davidson	558
2011	Davidson	466
2012	UNCG	471
2013	College of Charleston	520

FEWEST RUNS ALLOWED

2002	The Citadel	259
2003	Furman	261
2004	UNCG	278
2005	UNCG	274
2006	College of Charleston	238
2007	Western Carolina	346
2008	The Citadel	330
2009	The Citadel	318
2010	Appalachian State	332
2011	Samford	237
2012	College of Charleston	263
2013	College of Charleston	272

FEWEST EARNED RUNS ALLOWED

2002	The Citadel	193
2003	Furman	215
2004	UNCG	227
2005	UNCG	228
2006	College of Charleston	193
2007	College of Charleston	282
2008	The Citadel	287
2009	The Citadel	270
2010	Appalachian State	287
2011	Samford	181
2012	College of Charleston	192
2013	College of Charleston	239

FEWEST WALKS ALLOWED

2002	VMI	152
2003	UNCG	52
2004	UNCG	145
2005	UNCG	154
2006	Furman	172
2007	Furman	186
2008	Furman	196
2009	Appalachian State	184
2010	Davidson	188
2011	Davidson	156
2012	College of Charleston	182
2013	College of Charleston	167

FEWEST DOUBLES ALLOWED

2002	The Citadel	92
2003	Furman	85
2004	UNCG; Elon	104
2005	Furman	94
2006	College of Charleston	66
2007	College of Charleston	96
2008	Elon	97
2009	The Citadel	86
2010	The Citadel	100
2011	Samford	76
2012	Western Carolina	76
2013	Furman	87

FEWEST TRIPLES ALLOWED

2002	The Citadel	7
2003	Furman	6
2004	College of Charleston	5
2005	Davidson	5
2006	College of Charleston	3
2007	Elon	8
2008	Davidson; College of Charleston	6
2009	Elon	2
2010	Elon	9
2011	Elon	5
2012	Wofford	2
2013	Davidson; College of Charleston	7

FEWEST HOME RUNS ALLOWED

2002	The Citadel	24
2003	Davidson	28
2004	UNCG	26
2005	UNCG	34
2006	UNCG	35

2007	Western Carolina	44
2008	The Citadel	37
2009	The Citadel	34
2010	Appalachian State	49
2011	College of Charleston	24
2012	Appalachian State	22
2013	Western Carolina	28

WILD PITCHES

2002	College of Charleston	56
2003	Wofford	55
2004	College of Charleston	64
2005	Wofford	66
2006	Wofford	69
2007	Appalachian State	61
2008	College of Charleston	71
2009	Western Carolina	67
2010	UNCG	75
2011	Furman	61
2012	Furman	77
2013	UNCG	73

HIT BATTERS

2002	VMI	58
2003	College of Charleston	71
2004	Davidson	67
2005	Appalachian State	66
2006	Wofford	70
2007	Davidson	85
2008	Davidson; Western Carolina	72
2009	Western Carolina	92
2010	Furman	80
2011	College of Charleston	82
2012	College of Charleston	77
2013	College of Charleston	76

TEAM FIELDING

FIELDING PERCENTAGE

1979	Marshall	.952
1980	East Tennessee State	.959
1981	East Tennessee State	.962
1982	East Tennessee State	.958



Ryan Falcon and the UNCG pitchers allowed the fewest home runs in the SoCon each year from 2004-06.

1983	East Tennessee State	.957
1984	Appalachian State	.960
1985	Appalachian State	.953
1986	Western Carolina	.952
1987	Davidson	.960
1988	The Citadel	.955
1989	Appalachian State; Western Carolina	.961
1990	Appalachian State	.953
1991	The Citadel	.963
1992	Georgia Southern	.962
1993	VMI	.973
1994	East Tennessee State	.963
1995	The Citadel	.967
1996	Georgia Southern	.966
1997	The Citadel	.957
1998	UNCG	.968
1999	UNCG	.961
2000	UNCG	.965
2001	Wofford	.960
2002	Georgia Southern	.962
2003	UNCG	.970
2004	The Citadel	.974
2005	UNCG	.972
2006	Elon	.970
2007	UNCG	.967
2008	Appalachian State	.971
2009	Georgia Southern	.973
2010	Georgia Southern	.967
2011	UNCG	.975
2012	Appalachian State	.968
2013	Appalachian State	.970

ERRORS

2002	Furman	114
2003	College of Charleston	114
2004	Appalachian State	119
2005	Appalachian State	138
2006	Wofford	109
2007	College of Charleston; Wofford	101
2008	Davidson	108
2009	Western Carolina	98
2010	Samford	101
2011	The Citadel	98
2012	Wofford	112
2013	Elon	110

DOUBLE PLAYS

2002	Furman	61
2003	Western Carolina	55
2004	The Citadel	60
2005	Furman	68
2006	Georgia Southern	64
2007	Wofford	64
2008	UNCG	59
2009	Elon	61
2010	Elon	66
2011	Furman	59
2012	Elon	57
2013	Appalachian State	52

CAUGHT STEALING

2002	Wofford	29
2003	Georgia Southern	35
2004	Wofford; Davidson; Georgia Southern	32
2005	Western Carolina	37
2006	Davidson	42
2007	Georgia Southern	26
2008	Davidson	27
2009	Samford	32
2010	Wofford	33
2011	Wofford	30
2012	Elon	30
2013	Davidson	38